



MARKET DAILY

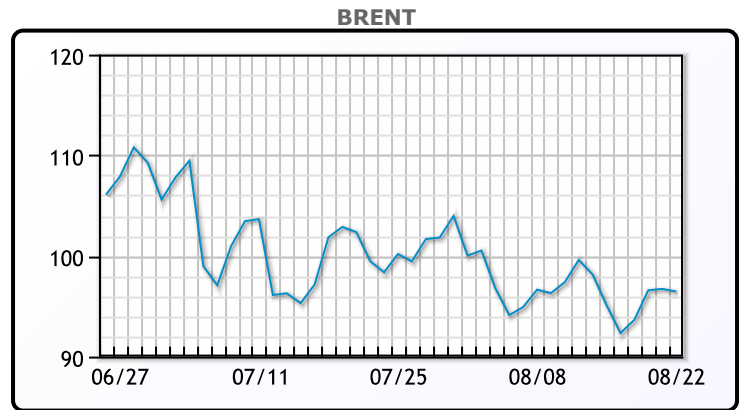
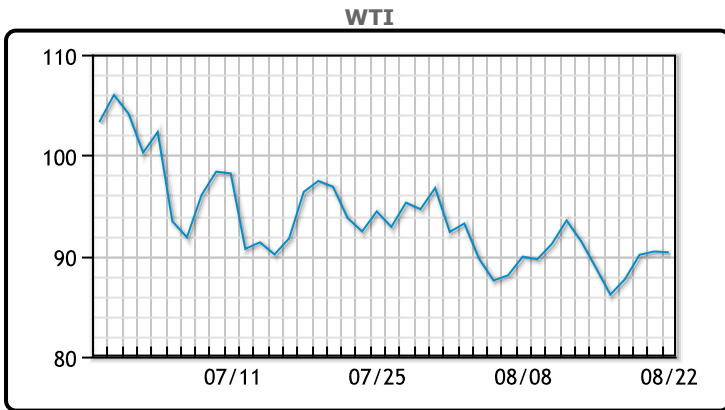
<https://www.pflpetroleum.com>
 1865 Veterans Park Dr. Suite 303
 Naples, Florida 34109
 Phone: 239-390-2885
 Fax: 239-949-0611
 Aug 22, 2022 9:05 PM

Major Energy Futures		
	Settle	Change
Brent	96.48	-0.24
Gas Oil	1096.75	9.5
Natural Gas	9.68	0.344
RBOB	289.12	-12.63
ULSD	377.62	7.57
WTI	90.23	-0.54

Market Commentary

Oil prices were mostly flat for the day, after initially trading lower earlier on in the session but trading back up later in the day. The Saudi energy minister hinted towards an OPEC+ production cut, possibly if the Iran deal were to add production back to market. Rate hikes and a slowing global economy are still a headwind for the market and a 50 bps hike is expected in September. "The near-term fundamentals seem more to the bears until we see some positive economic indications either out of the U.S. or China, which is looking unlikely," said Dennis Kissler, senior vice president of trading at BOK Financial. WTI traded down \$.54 or .6% to close at \$90.23. Brent traded down \$.24 or -.25% to close at \$96.48.

Crude & Product Markets

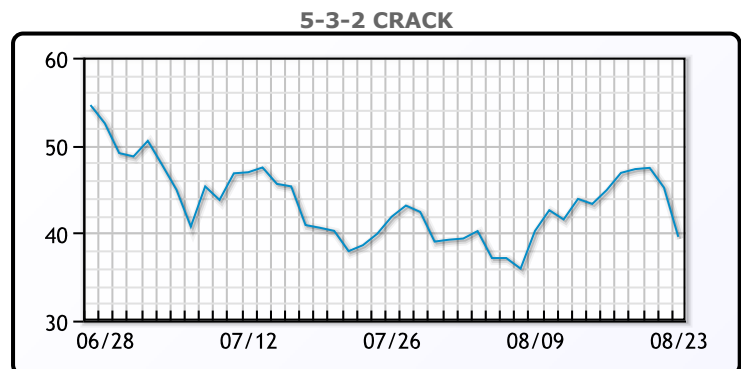
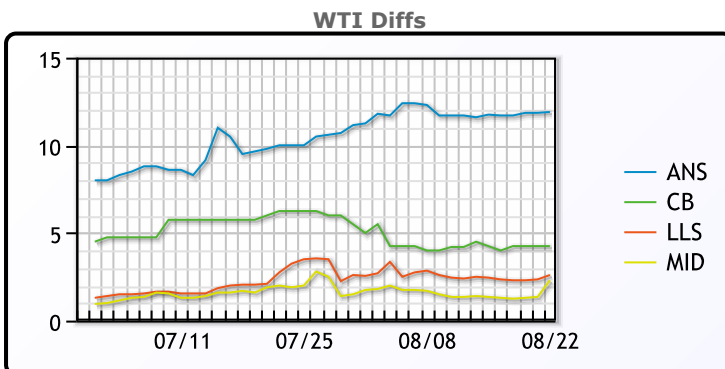


CRUDE

	Last	Week Ago	Month Ago
ANS	102.13	101.16	108.45
BLS	94.48	93.66	104.2
LLS	92.83	91.86	101.5
Mid	92.53	90.76	100.75
WTI	90.23	89.41	97.95

PRODUCTS

	Last	Week Ago	Month Ago
Gulf RBOB	256.12	275.67	300.9
Gulf ULSD	371.37	337.9	342.06
NYH RBOB	292.62	314.17	343.28
NYH ULSD	377.99	344.03	348.56
USGC 3%	78.13	79.38	83.13



3-2-1 Crack



Gulf 3-2-1 Crack



NGLs

MB

	Last	Week Ago	Month Ago
Butane	112.5	104.5	110.88
IsoButane	160.75	134	146.38
Natural Gasoline	171.5	169	181.5
Propane	110.38	106.75	112.38

MB NON

	Last	Week Ago	Month Ago
Butane	122.75	120	126.38
IsoButane	160.75	134	146.38
Natural Gasoline	171.5	169.5	181.5
Propane	110.63	107.5	112.63

CONWAY

	Last	Week Ago	Month Ago
Butane	120	118	124.5
IsoButane	164	151	158
Natural Gasoline	170	171	217.75
Propane	109.5	106.13	109.63

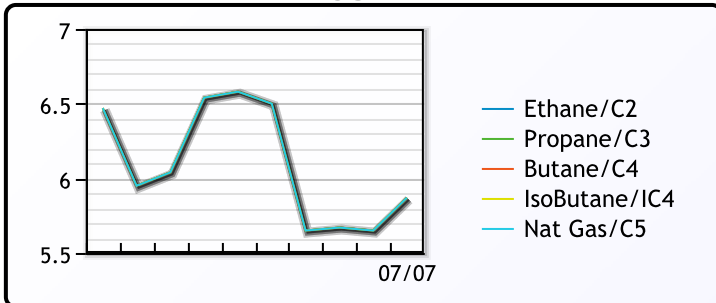
EDMONTON

	Last	Week Ago	Month Ago
Propane	93.5	90.13	91.63

SARNIA

	Last	Week Ago	Month Ago
Propane	131.25	128	134.75

FRAC SPREAD



WTI vs NGL

FX

	Last	Change
CAD	1.3051	-0.0005
DXY	108.923	-0.123
Gold	1738.33	2.03

RATES

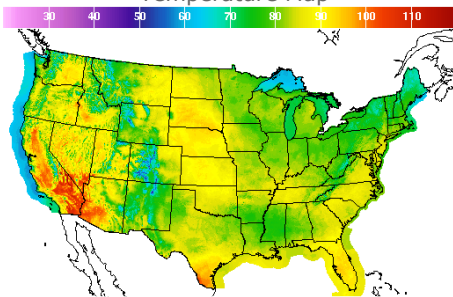
	Last	Change
US 2yr	3.3035	-0.0063
US 10yr	3.0127	-0.0019
CAN 10yr	3.009	0.068

EQUITIES

	Last	Change
Nasdaq	12381.57	-323.64
TSX	1210.67	-7.259
S&P 500	4137.99	-90.49

Weather Data

Temperature Map



City	HIGH °F	LOW °F
Calgary	79	56
Conway	88	66
Cushing	90	70
Denver	82	63
Houston	92	79
Mont Belvieu	89	78
Sarnia	75	62
Williston	94	66

Precipitation Map

