



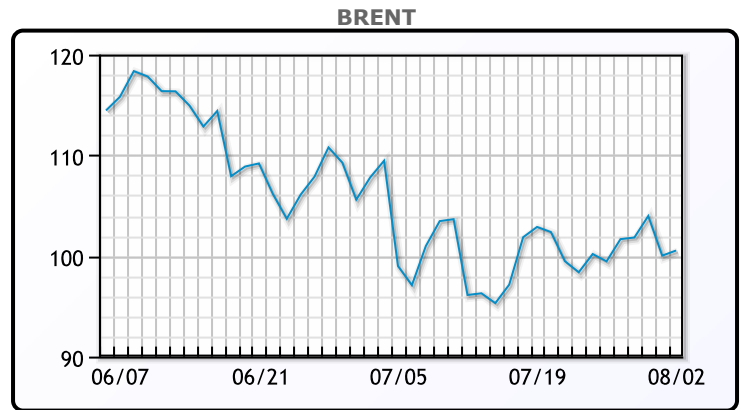
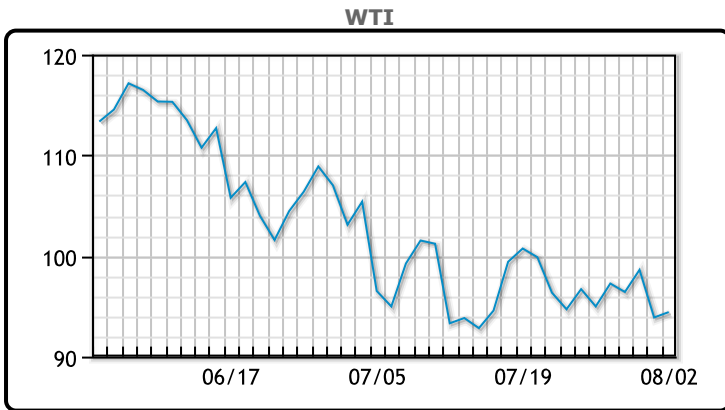
MARKET DAILY

<https://www.pflpetroleum.com>
 1865 Veterans Park Dr. Suite 303
 Naples, Florida 34109
 Phone: 239-390-2885
 Fax: 239-949-0611
 Aug 2, 2022 8:12 PM

Major Energy Futures		
	Settle	Change
Brent	100.54	0.51
Gas Oil	1014.5	-78
Natural Gas	7.706	-0.577
RBOB	305.67	5.86
ULSD	338.04	-5.96
WTI	94.42	0.53

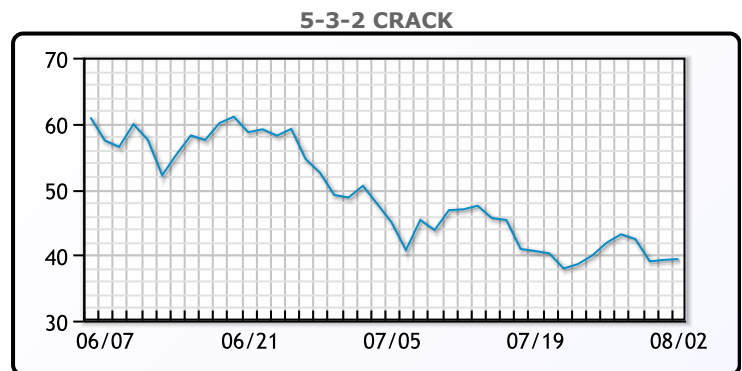
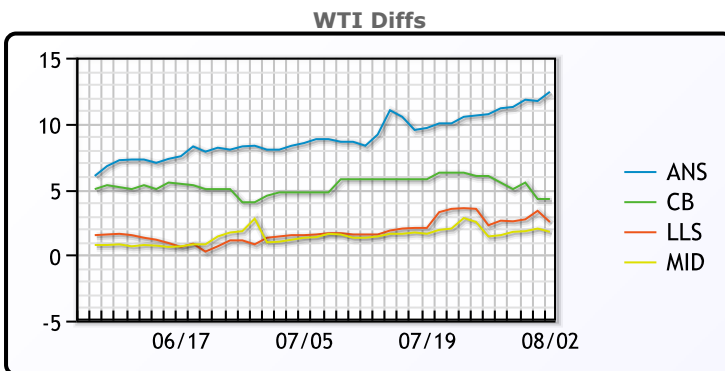
Market Commentary
 Oil prices were higher today ahead of tomorrow's OPEC+ meeting. "Energy traders are growing confident that OPEC+ will resist calls for increasing their output," said Edward Moya, senior market analyst at data and analytics firm OANDA. The US is imposing sanctions on oil firms it says helped sell tens of millions of dollars of Iranian crude and products to East Asia, including Chinese companies. Meanwhile a deal with Iran is further away as the head of the UN nuclear watchdog said "good words" are not enough. WTI traded up \$.53 or .6% to close at \$94.42. Brent traded up \$.51 or .5% to close at \$100.54.

Crude & Product Markets

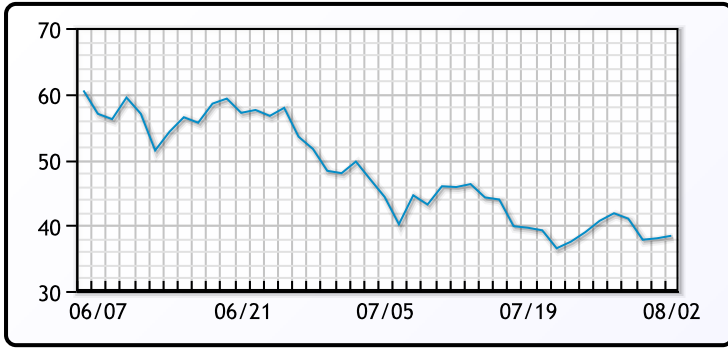


CRUDE			
	Last	Week Ago	Month Ago
ANS	106.82	105.68	117.23
BLS	98.67	100.98	113.18
LLS	96.92	97.23	109.98
Mid	96.17	96.38	109.78
WTI	94.42	94.98	108.43

PRODUCTS			
	Last	Week Ago	Month Ago
Gulf RBOB	287.17	301.68	371.03
Gulf ULSD	332.89	353.51	394.14
NYH RBOB	340.17	360.5	380.78
NYH ULSD	341.79	358.76	403.01
USGC 3%	85.13	84.63	90.63



3-2-1 Crack



Gulf 3-2-1 Crack



NGLs

MB

	Last	Week Ago	Month Ago
Butane	117.625	117.25	131
IsoButane	138.125	140	171
Natural Gasoline	180.25	180.5	203.5
Propane	111.25	112.75	121.75

CONWAY

	Last	Week Ago	Month Ago
Butane	123	123.5	135.5
IsoButane	150	155	175
Natural Gasoline	182	209	209
Propane	110	109.375	116.5

MB NON

	Last	Week Ago	Month Ago
Butane	124.625	127.25	141
IsoButane	138.125	140	171
Natural Gasoline	180	180.75	202.5
Propane	112	112.88	121.5

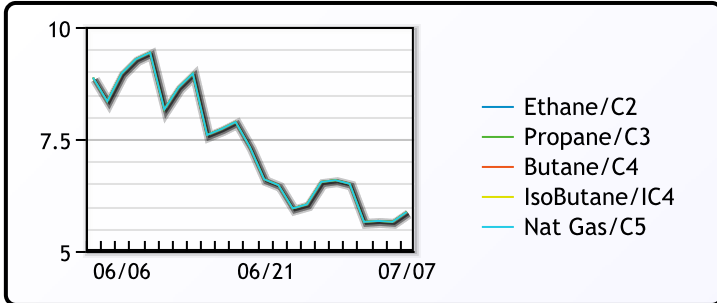
EDMONTON

	Last	Week Ago	Month Ago
Propane	92.75	90.38	96.75

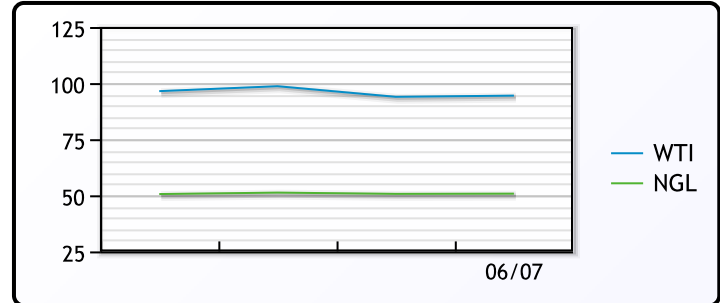
SARNIA

	Last	Week Ago	Month Ago
Propane	135	134.75	145

FRAC SPREAD



WTI vs NGL



FX

	Last	Change
CAD	1.2875	-0.0006
DXY	106.241	0.791
Gold	1760.27	-0.12

RATES

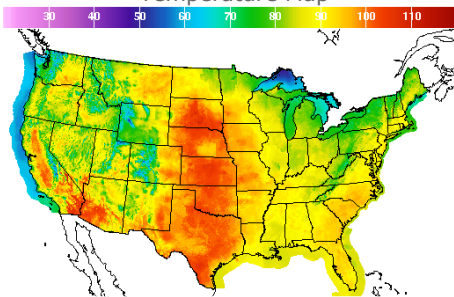
	Last	Change
US 2yr	3.0508	0.1807
US 10yr	2.7483	0.1751
CAN 10yr	2.711	0.101

EQUITIES

	Last	Change
Nasdaq	12348.76	-20.22
TSX	1177.276	-10.697
S&P 500	4091.19	-27.44

Weather Data

Temperature Map



City	HIGH °F	LOW °F
Calgary	72	53
Conway	85	57
Cushing	100	75
Denver	92	72
Houston	99	80
Mont Belvieu	93	80
Sarnia	74	59
Williston	94	65

Precipitation Map

