



MARKET DAILY

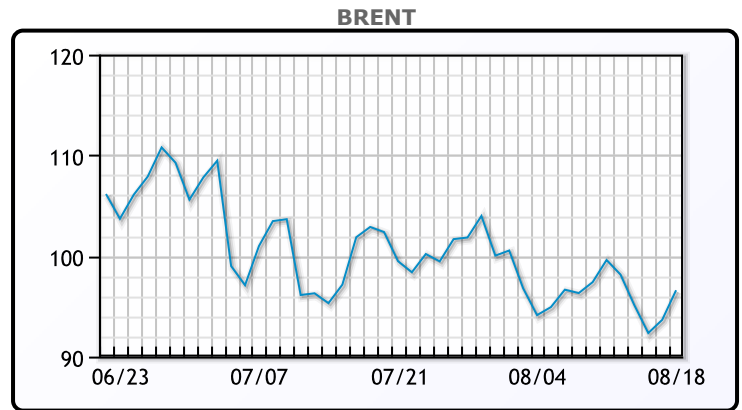
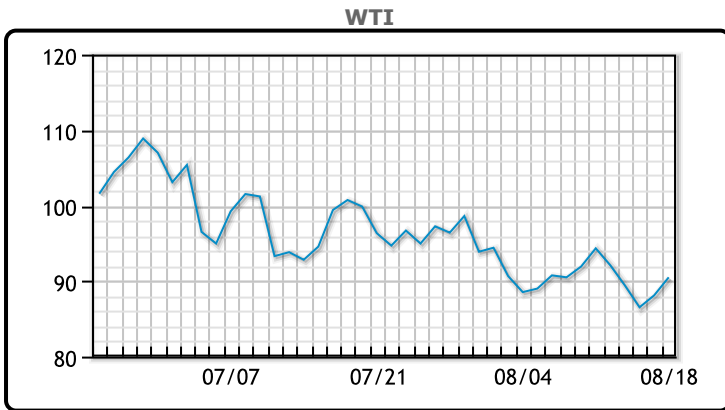
<https://www.pflpetroleum.com>
 1865 Veterans Park Dr. Suite 303
 Naples, Florida 34109
 Phone: 239-390-2885
 Fax: 239-949-0611
 Aug 19, 2022 8:41 PM

Major Energy Futures		
	Settle	Change
Brent	96.72	2.94
Gas Oil	1074.25	23.5
Natural Gas	9.188	-0.056
RBOB	302.61	9.16
ULSD	364.97	3.23
WTI	90.5	0.27

Market Commentary

Oil prices were higher today, but still down for the week as a stronger dollar and slowing global economy was the theme for this week. USD strength hit a five week high. "Although the oil complex has been able to shrug off a strong dollar on any given session, extended strong dollar trends will pose a major headwind against sustainable oil price gains," said Jim Ritterbusch, of Ritterbusch and Associates. In a sign of easing oil supply tightness, the price gap between prompt and second-month Brent futures has narrowed by about \$5 a barrel since the end of July to under \$1. The spread for WTI has shrunk to a 39-cent premium from a nearly \$2 premium in late July. WTI traded up \$.27 or .29% to close at \$90.77. Brent traded up \$2.94 or 3.13% to close at 96.72

Crude & Product Markets

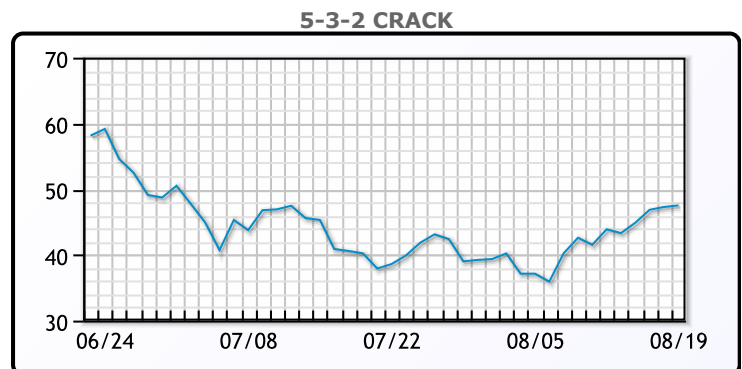
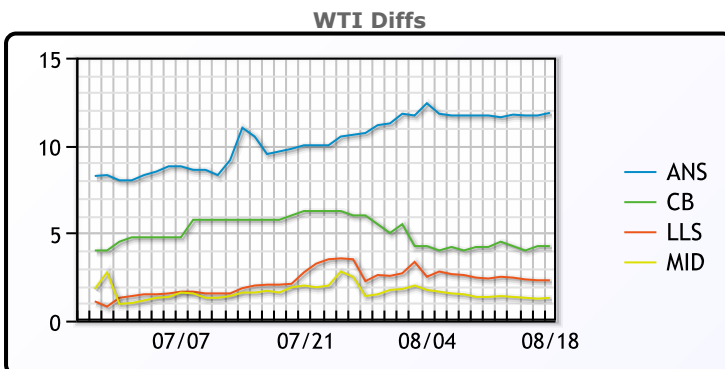


CRUDE

	Last	Week Ago	Month Ago
ANS	102.35	106.04	112.4
BLS	94.75	98.54	108.6
LLS	92.8	96.74	104.7
Mid	91.8	95.69	104.5
WTI	90.5	94.34	102.6

PRODUCTS

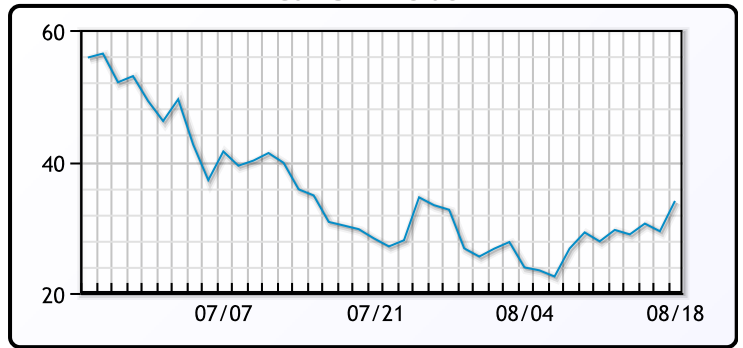
	Last	Week Ago	Month Ago
Gulf RBOB	285.11	279.65	311.93
Gulf ULSD	358.82	342.15	362.55
NYH RBOB	309.61	331.15	346.93
NYH ULSD	364.97	348.15	369.05
USGC 3%	79.88	85.13	84.63



3-2-1 Crack



Gulf 3-2-1 Crack



NGLs

MB

	Last	Week Ago	Month Ago
Butane	112.5	107.75	117.25
IsoButane	152.5	137.25	157.25
Natural Gasoline	174.25	180.5	191.25
Propane	110	109.63	113.78

MB NON

	Last	Week Ago	Month Ago
Butane	122.5	123.25	127.25
IsoButane	152.5	137.25	157.25
Natural Gasoline	174.5	181	191.25
Propane	110.75	110.63	113.78

CONWAY

	Last	Week Ago	Month Ago
Butane	120	121.75	124.5
IsoButane	159	150	164
Natural Gasoline	176.5	179	230
Propane	108.88	108.63	112.38

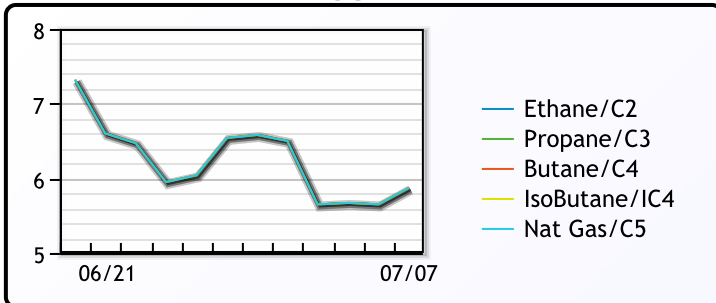
EDMONTON

	Last	Week Ago	Month Ago
Propane	92.88	92.63	95

SARNIA

	Last	Week Ago	Month Ago
Propane	126.75	128.5	132

FRAC SPREAD



WTI vs NGL

FX

	Last	Change
CAD	1.2948	0
DXY	107.471	-0.013
Gold	1758.55	-0.06

RATES

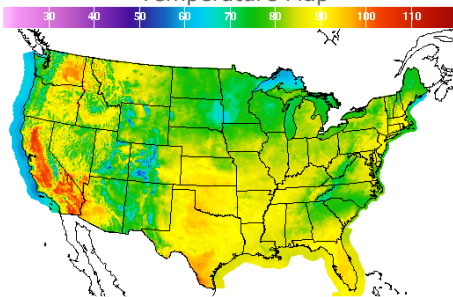
	Last	Change
US 2yr	3.1974	-0.0874
US 10yr	2.8822	-0.0146
CAN 10yr	2.842	-0.021

EQUITIES

	Last	Change
Nasdaq	12965.34	27.22
TSX	1225.816	4.488
S&P 500	4283.74	9.7

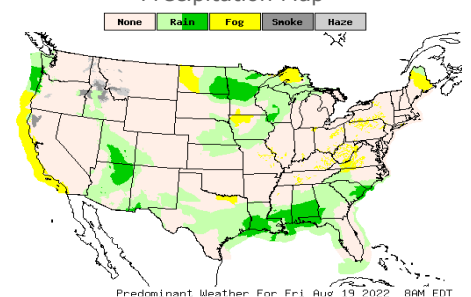
Weather Data

Temperature Map



City	HIGH °F	LOW °F
Calgary	87	58
Conway	78	62
Cushing	92	65
Denver	81	68
Houston	88	75
Mont Belvieu	86	73
Sarnia	82	62
Williston	80	60

Precipitation Map



This report has been prepared by PFL Petroleum Limited personnel for your information only and the views expressed are intended to provide market commentary and are not recommendations. This report is not an offer to sell or a solicitation of any offer to buy any security. The information contained herein has been compiled by PFL from sources believed to be reliable, but no representation or warranty, express or implied, is made by PFL Petroleum Limited, its affiliates or any other person as to its accuracy, completeness or correctness. Copyright 2017 PFL Petroleum Limited. All Rights Reserved