



# MARKET DAILY

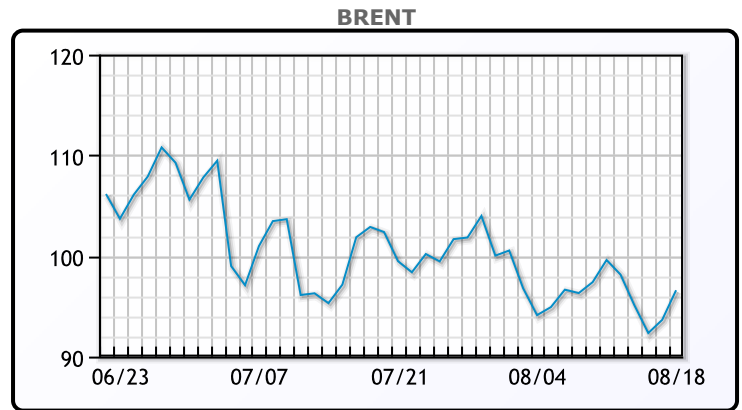
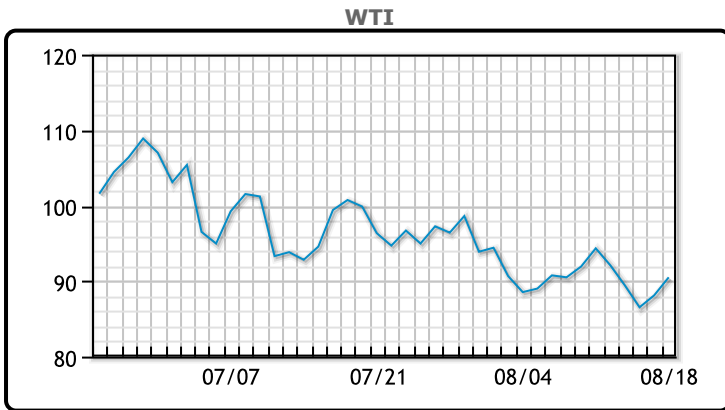
<https://www.pflpetroleum.com>  
 1865 Veterans Park Dr. Suite 303  
 Naples, Florida 34109  
 Phone: 239-390-2885  
 Fax: 239-949-0611  
 Aug 18, 2022 8:03 PM

Major Energy Futures		
	Settle	Change
Brent	96.59	2.94
Gas Oil	1074.25	23.5
Natural Gas	9.188	-0.056
RBOB	302.61	9.16
ULSD	364.97	3.23
WTI	90.5	2.39

**Market Commentary**

Oil prices were stronger today, gaining about 3% on positive economic data. The number of Americans filing for unemployment benefits fell last week and prior periods data was revised sharply lower. "Oil prices rallied after another round of impressive U.S. economic data boosted optimism for an improving crude demand outlook," said Edward Moya, senior market analyst at data and analytics firm OANDA. Moya also noted that OPEC will not allow the recent pullback in oil prices to continue much further. Russia is forecasting rising output and exports saying revenue from energy exports are expected to rise 38% year, mostly due to higher exports. WTI traded up \$2.39 or 2.7% to close at \$90.50. Brent traded up \$2.94 or 3.1% to close at \$96.59.

## Crude & Product Markets

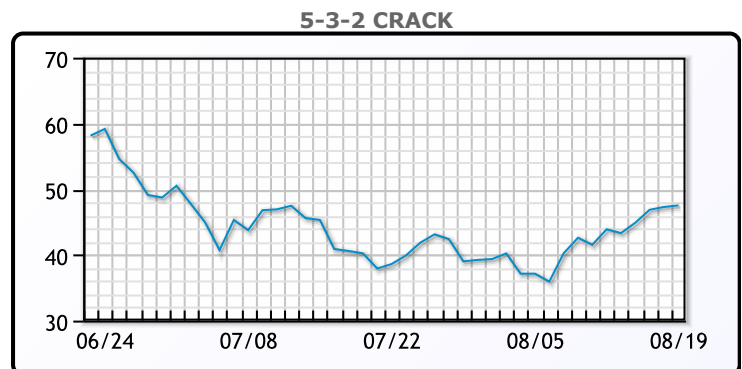
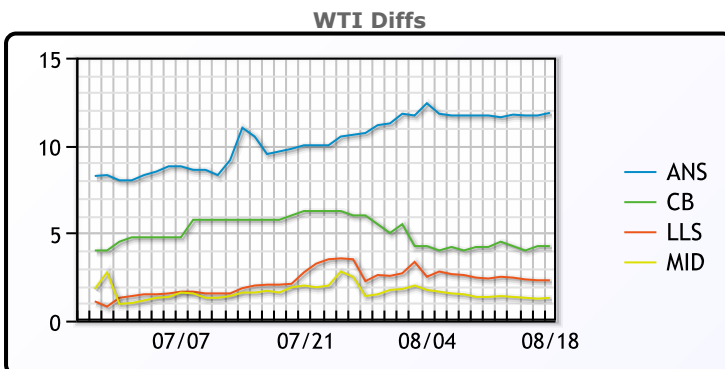


**CRUDE**

	Last	Week Ago	Month Ago
ANS	102.35	106.04	112.4
BLS	94.75	98.54	108.6
LLS	92.8	96.74	104.7
Mid	91.8	95.69	104.5
WTI	90.5	94.34	102.6

**PRODUCTS**

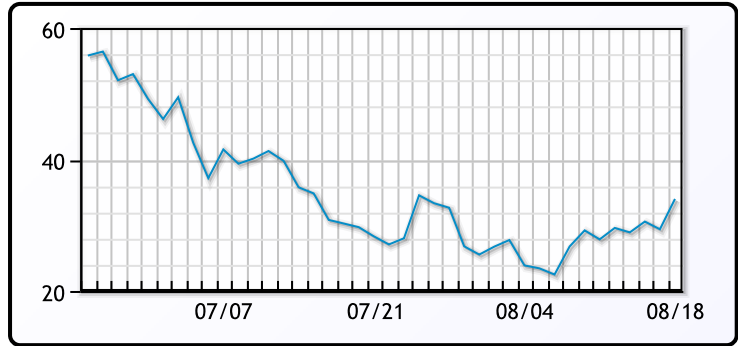
	Last	Week Ago	Month Ago
Gulf RBOB	285.11	279.65	311.93
Gulf ULSD	358.82	342.15	362.55
NYH RBOB	309.61	331.15	346.93
NYH ULSD	364.97	348.15	369.05
USGC 3%	79.88	85.13	84.63



**3-2-1 Crack**



**Gulf 3-2-1 Crack**



**NGLs**

**MB**

	Last	Week Ago	Month Ago
Butane	112.5	107.75	117.25
IsoButane	152.5	137.25	157.25
Natural Gasoline	174.25	180.5	191.25
Propane	110	109.63	113.78

**MB NON**

	Last	Week Ago	Month Ago
Butane	122.5	123.25	127.25
IsoButane	152.5	137.25	157.25
Natural Gasoline	174.5	181	191.25
Propane	110.75	110.63	113.78

**CONWAY**

	Last	Week Ago	Month Ago
Butane	120	121.75	124.5
IsoButane	159	150	164
Natural Gasoline	176.5	179	230
Propane	108.88	108.63	112.38

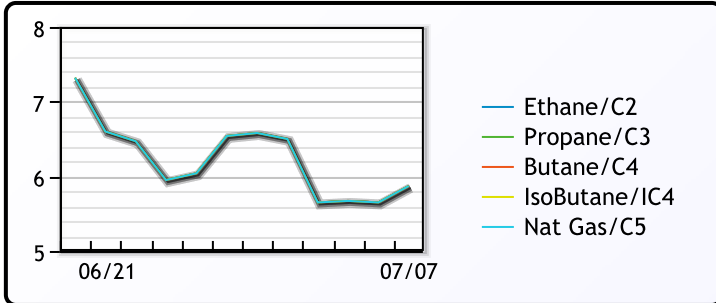
**EDMONTON**

	Last	Week Ago	Month Ago
Propane	92.88	92.63	95

**SARNIA**

	Last	Week Ago	Month Ago
Propane	126.75	128.5	132

**FRAC SPREAD**



**WTI vs NGL**

**FX**

	Last	Change
CAD	1.2948	0
DXY	107.471	-0.013
Gold	1758.55	-0.06

**RATES**

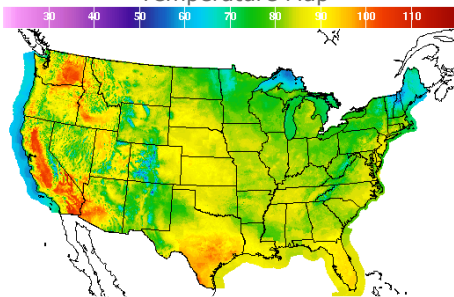
	Last	Change
US 2yr	3.1974	-0.0874
US 10yr	2.8822	-0.0146
CAN 10yr	2.842	-0.021

**EQUITIES**

	Last	Change
Nasdaq	12965.34	27.22
TSX	1225.816	4.488
S&P 500	4283.74	9.7

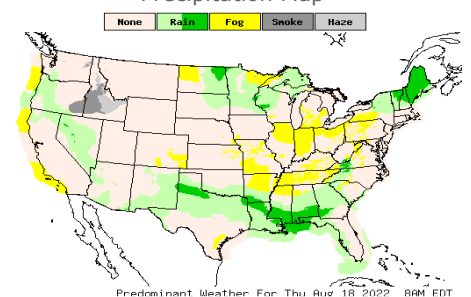
**Weather Data**

**Temperature Map**



City	HIGH °F	LOW °F
Calgary	86	55
Conway	76	63
Cushing	86	63
Denver	87	66
Houston	99	74
Mont Belvieu	94	72
Sarnia	79	60
Williston	82	62

**Precipitation Map**



This report has been prepared by PFL Petroleum Limited personnel for your information only and the views expressed are intended to provide market commentary and are not recommendations. This report is not an offer to sell or a solicitation of any offer to buy any security. The information contained herein has been compiled by PFL from sources believed to be reliable, but no representation or warranty, express or implied, is made by PFL Petroleum Limited, its affiliates or any other person as to its accuracy, completeness or correctness. Copyright 2017 PFL Petroleum Limited. All Rights Reserved