



# MARKET DAILY

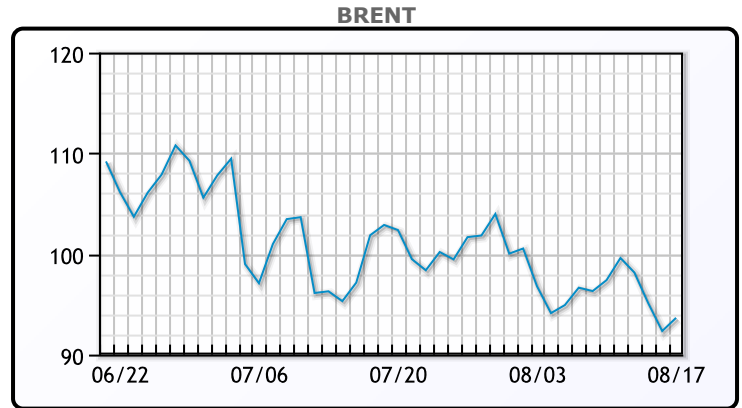
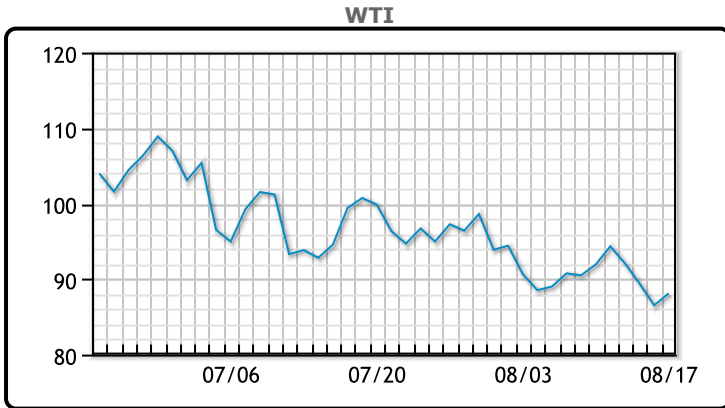
<https://www.pflpetroleum.com>  
 1865 Veterans Park Dr. Suite 303  
 Naples, Florida 34109  
 Phone: 239-390-2885  
 Fax: 239-949-0611  
 Aug 17, 2022 8:46 PM

Major Energy Futures		
	Settle	Change
Brent	93.65	1.31
Gas Oil	1041.5	23.5
Natural Gas	9.244	-0.085
RBOB	293.45	3.38
ULSD	361.74	13.72
WTI	88.11	1.58

**Market Commentary**

Oil prices rose today, buoyed by a big drawdown of crude inventories and record crude oil exports. Oil inventories fell 7.1MM/bbls, while forecasts of a 275K/bbl draw was expected. Exports were 5MM/bpd, the highest ever on record as the Brent/WTI spread made US crude more attractive in international markets. Gasoline stocks also had a draw of 4.6MM/bbls, an encouraging development after a few weeks of challenges. "It was expected to be a friendly report and it was pretty much across the board. Some of those demand destruction concerns that the market was going through seem to be alleviated a little bit," said Phil Flynn, an analyst at Price Futures group. Meanwhile Moscow has been gradually increasing production and raised its output and export forecasts through 2025. Brent traded up \$1.31 or 1.43% to close at \$93.65. WTI traded up \$1.58 or 1.8% to close at \$88.11.

## Crude & Product Markets

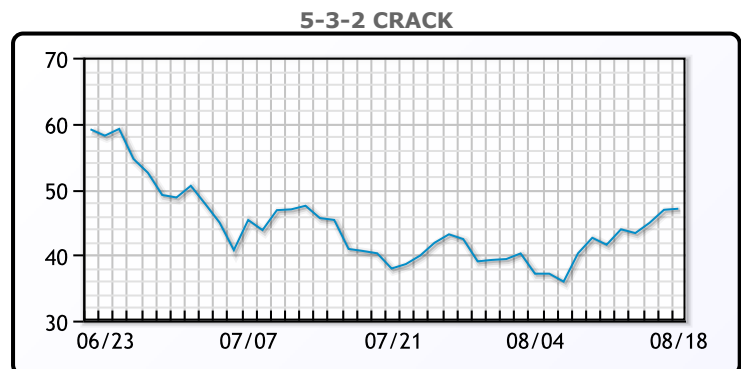
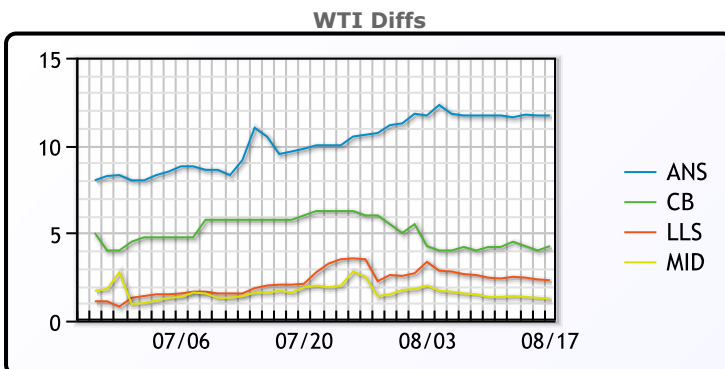


**CRUDE**

	Last	Week Ago	Month Ago
ANS	99.81	103.63	107.24
BLS	92.36	96.13	103.34
LLS	90.41	94.38	99.64
Mid	89.36	93.28	99.19
WTI	88.11	91.93	97.59

**PRODUCTS**

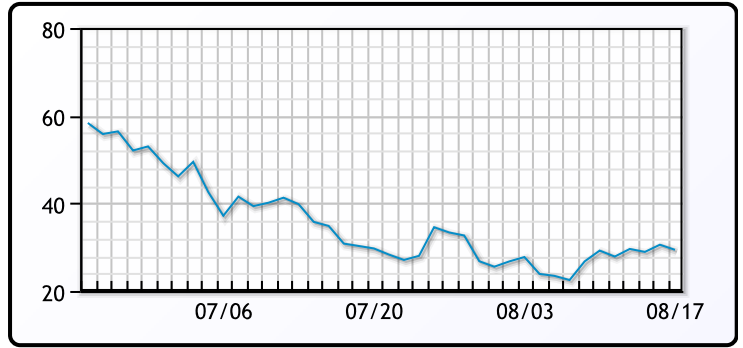
	Last	Week Ago	Month Ago
Gulf RBOB	273.7	284.03	307.32
Gulf ULSD	355.74	335.28	367.9
NYH RBOB	308.45	341.03	345.32
NYH ULSD	361.86	341.28	373.9
USGC 3%	77.88	83.88	79.88



**3-2-1 Crack**



**Gulf 3-2-1 Crack**



**NGLs**

**MB**

	Last	Week Ago	Month Ago
Butane	107.63	104.63	108.13
IsoButane	149.13	133.13	152.13
Natural Gasoline	168	177.25	184
Propane	106.5	106.88	110.75

**MB NON**

	Last	Week Ago	Month Ago
Butane	119.13	120.13	124.13
IsoButane	149.13	133.13	152.13
Natural Gasoline	168.5	177.75	184
Propane	107.25	107.88	111

**CONWAY**

	Last	Week Ago	Month Ago
Butane	117	118.75	120
IsoButane	159	140	159.75
Natural Gasoline	172	175	220
Propane	105.75	105.88	110.5

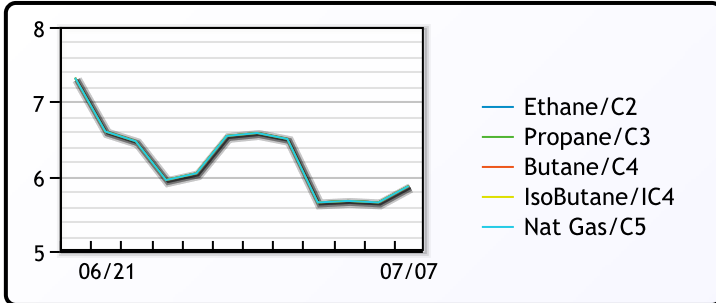
**EDMONTON**

	Last	Week Ago	Month Ago
Propane	89.75	90.38	93

**SARNIA**

	Last	Week Ago	Month Ago
Propane	126.75	128.75	134

**FRAC SPREAD**



**WTI vs NGL**

**FX**

	Last	Change
CAD	1.2917	0.0004
DXY	106.542	-0.032
Gold	1765.9	4.13

**RATES**

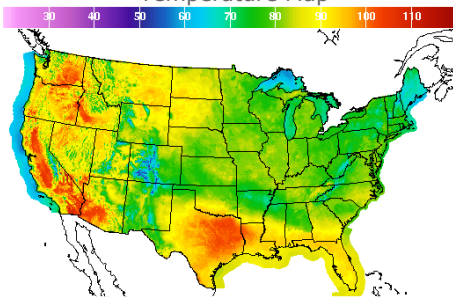
	Last	Change
US 2yr	3.266	-0.0188
US 10yr	2.8785	-0.0183
CAN 10yr	2.863	0.107

**EQUITIES**

	Last	Change
Nasdaq	12938.12	-164.43
TSX	1221.328	-4.415
S&P 500	4274.04	-31.16

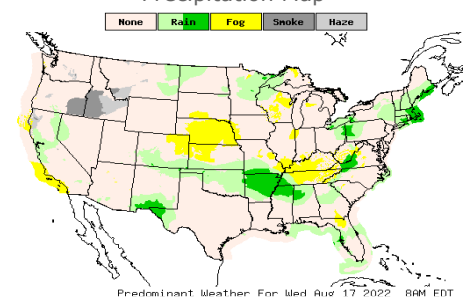
**Weather Data**

**Temperature Map**



City	HIGH °F	LOW °F
Calgary	81	55
Conway	85	64
Cushing	81	69
Denver	82	62
Houston	98	80
Mont Belvieu	95	78
Sarnia	75	60
Williston	89	67

**Precipitation Map**



This report has been prepared by PFL Petroleum Limited personnel for your information only and the views expressed are intended to provide market commentary and are not recommendations. This report is not an offer to sell or a solicitation of any offer to buy any security. The information contained herein has been compiled by PFL from sources believed to be reliable, but no representation or warranty, express or implied, is made by PFL Petroleum Limited, its affiliates or any other person as to its accuracy, completeness or correctness. Copyright 2017 PFL Petroleum Limited. All Rights Reserved