



# MARKET DAILY

<https://www.pflpetroleum.com>  
 1865 Veterans Park Dr. Suite 303  
 Naples, Florida 34109  
 Phone: 239-390-2885  
 Fax: 239-949-0611  
 Aug 16, 2022 7:52 PM

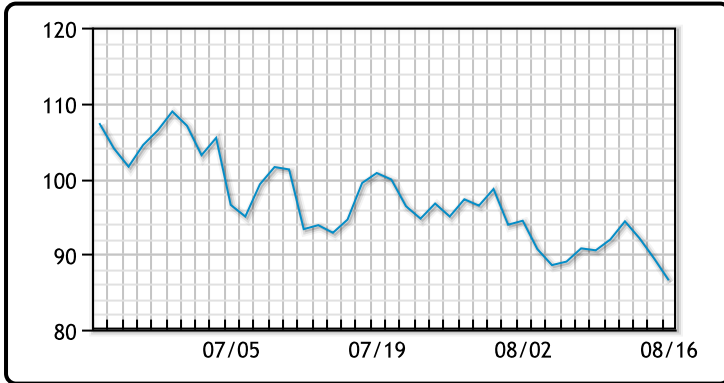
Major Energy Futures		
	Settle	Change
Brent	92.34	-2.76
Gas Oil	1018	-23.25
Natural Gas	9.329	0.601
RBOB	290.07	-5.1
ULSD	348.02	3.99
WTI	86.53	-2.88

## Market Commentary

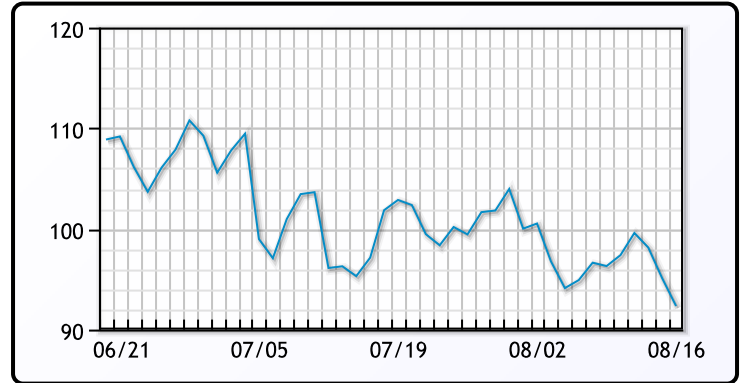
Oil prices were down again today, sinking another 3% as global recession concerns continue to pressure markets. U.S. homebuilding fell to the lowest level in nearly 1-1/2 years in July, weighed down by higher mortgage rates and prices for construction materials, suggesting the housing market could contract further in the third quarter. "Oil traders reacted because of concerns about an economic slowdown and housing uses energy," said Phil Flynn, an analyst at Price Futures group. "That caught us by surprise." Barclays cut its Brent price forecasts by \$8 per barrel for this year and next, as it expects a large surplus of crude oil over the near-term due to "resilient" Russian supplies. WTI traded down \$2.88 or -3.2% to close at \$86.53. Brent traded down \$2.76 or -2.9% to close at \$92.34.

## Crude & Product Markets

WTI



BRENT



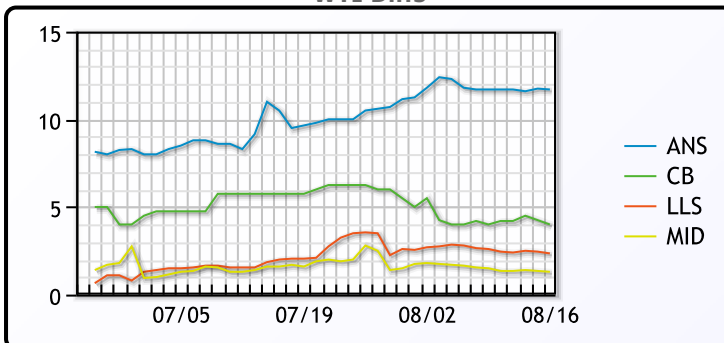
CRUDE

	Last	Week Ago	Month Ago
ANS	98.23	102.2	107.24
BLS	90.53	94.5	103.34
LLS	88.88	93.1	99.64
Mid	87.83	92	99.19
WTI	86.53	90.5	97.59

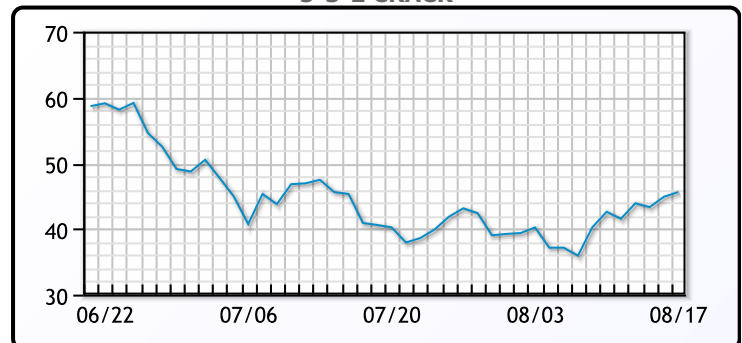
PRODUCTS

	Last	Week Ago	Month Ago
Gulf RBOB	269.57	274.52	307.32
Gulf ULSD	342.14	327.51	367.9
NYH RBOB	308.07	320.02	345.32
NYH ULSD	348.27	333.06	373.9
USGC 3%	77.13	83.63	79.88

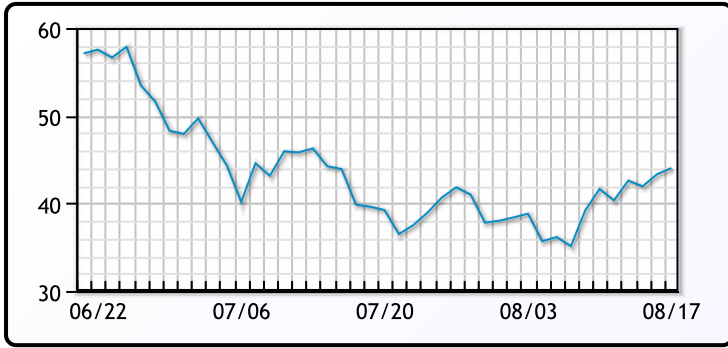
WTI Diffs



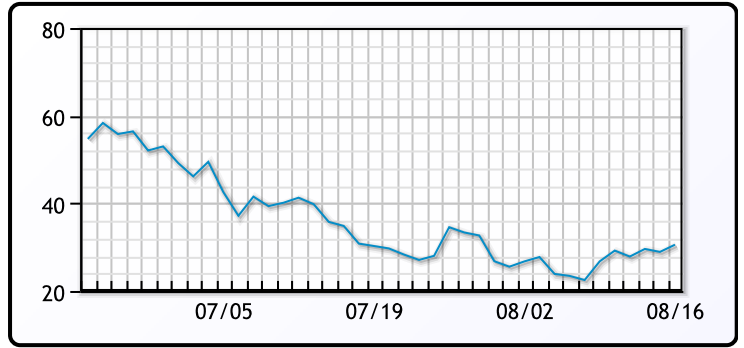
5-3-2 CRACK



**3-2-1 Crack**



**Gulf 3-2-1 Crack**



**NGLs**

**MB**

	Last	Week Ago	Month Ago
Butane	106.5	103	108.13
IsoButane	148	131.5	152.13
Natural Gasoline	165	174.5	184
Propane	105	105.75	110.75

**MB NON**

	Last	Week Ago	Month Ago
Butane	118	118.5	124.13
IsoButane	148	131.5	152.13
Natural Gasoline	165.5	174.5	184
Propane	105.75	106.75	111

**CONWAY**

	Last	Week Ago	Month Ago
Butane	116	116.5	120
IsoButane	160	140	159.75
Natural Gasoline	170	173	220
Propane	104.13	104.5	110.5

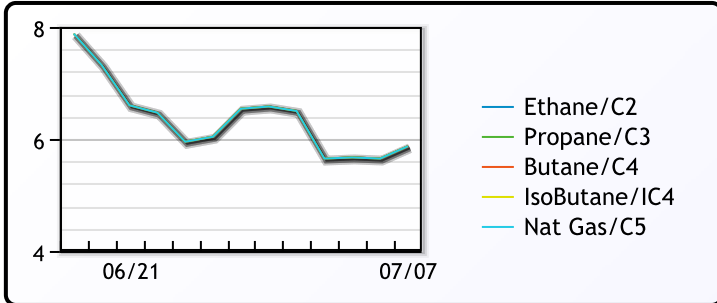
**EDMONTON**

	Last	Week Ago	Month Ago
Propane	88	89.5	93

**SARNIA**

	Last	Week Ago	Month Ago
Propane	128.75	128.75	134

**FRAC SPREAD**



**WTI vs NGL**

**FX**

	Last	Change
CAD	1.2843	-0.0002
DXY	106.5	-0.046
Gold	1775.97	0.28

**RATES**

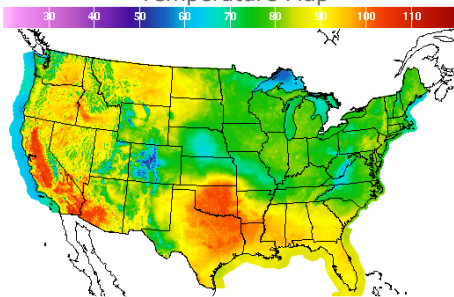
	Last	Change
US 2yr	3.2574	0.0753
US 10yr	2.8041	0.0163
CAN 10yr	2.756	0.06

**EQUITIES**

	Last	Change
Nasdaq	13102.55	-25.5
TSX	1225.743	6.643
S&P 500	4305.2	8.06

**Weather Data**

**Temperature Map**



City	HIGH °F	LOW °F
Calgary	86	55
Conway	82	62
Cushing	106	77
Denver	68	63
Houston	97	80
Mont Belvieu	92	78
Sarnia	75	61
Williston	91	65

**Precipitation Map**

