



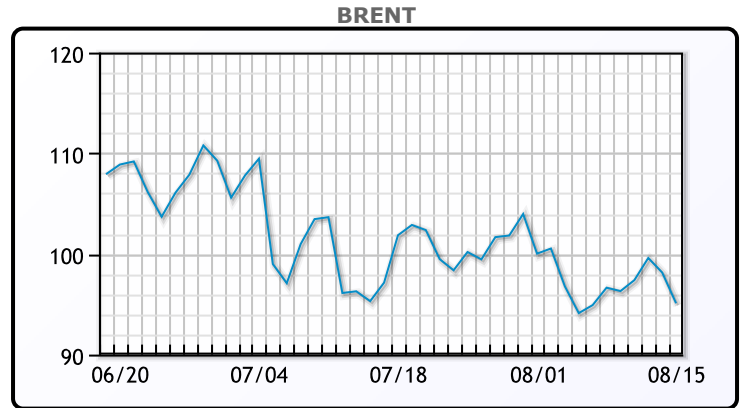
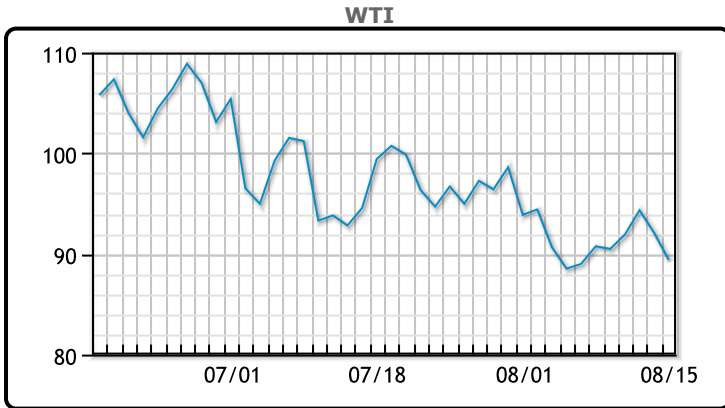
MARKET DAILY

<https://www.pflpetroleum.com>
 1865 Veterans Park Dr. Suite 303
 Naples, Florida 34109
 Phone: 239-390-2885
 Fax: 239-949-0611
 Aug 15, 2022 9:25 PM

Major Energy Futures		
	Settle	Change
Brent	95.1	-3.05
Gas Oil	1022	-23.25
Natural Gas	8.728	-0.04
RBOB	295.17	-9.43
ULSD	344.03	-7.75
WTI	89.41	-2.68

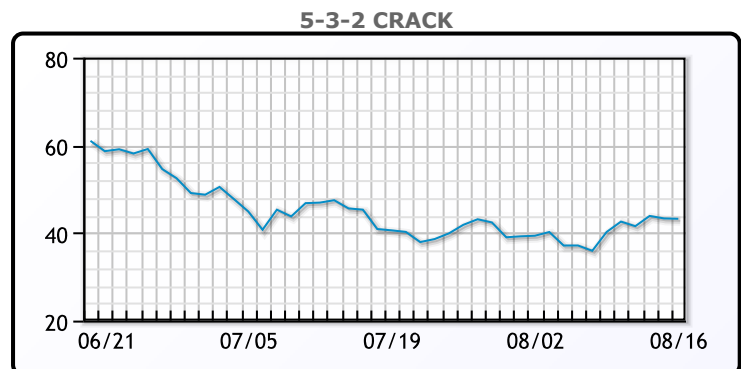
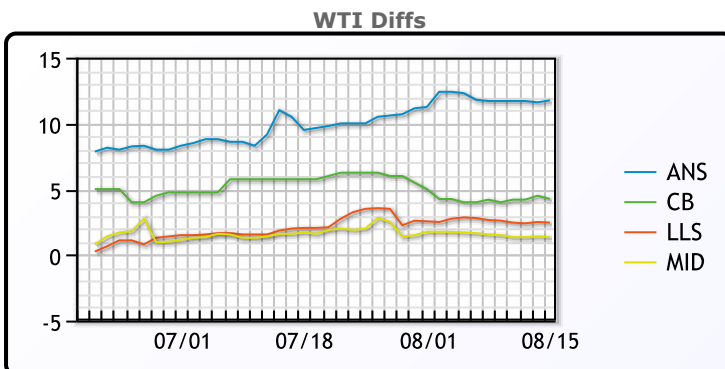
Market Commentary
 Oil prices sank today after disappointing Chinese economic data renewed concerns of a global recession. The Chinese central bank, breaking with the rest of world actually lowered its short term rates to help combat a slowdown in economic activity. Brent is now at its lowest point since the invasion of Ukraine, and Natural Gas also traded down on the session. Brent open interest is down 20% from this time last year. "Open interest is still falling, with some (market players) not interested in touching it because of volatility. That is, in my view, the reason resulting in higher volumes to the downside," UBS oil analyst Giovanni Staunovo said, adding that the trigger for the drop on Monday was weak Chinese data WTI traded down -\$2.68 or 2.9% to close at \$89.41. Brent traded down -\$3.05 or -3.11% to close at \$95.10.

Crude & Product Markets

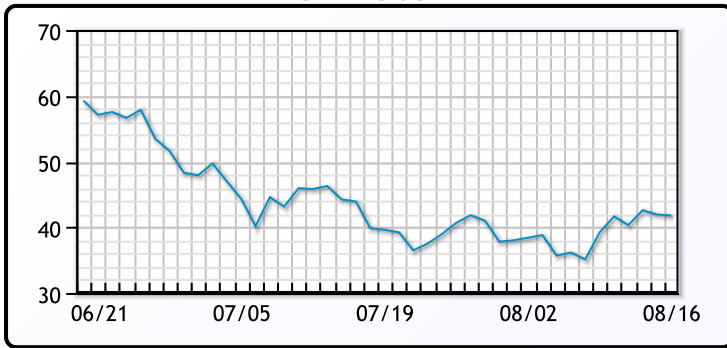


	Last	Week Ago	Month Ago
ANS	101.16	102.46	107.24
BLS	93.66	94.96	103.34
LLS	91.86	93.41	99.64
Mid	90.76	92.31	99.19
WTI	89.41	90.76	97.59

	Last	Week Ago	Month Ago
Gulf RBOB	275.67	267.87	307.32
Gulf ULSD	337.9	311.76	367.9
NYH RBOB	314.17	307.62	345.32
NYH ULSD	344.03	317.54	373.9
USGC 3%	79.38	83.88	79.88



3-2-1 Crack



Gulf 3-2-1 Crack



NGLs

MB

	Last	Week Ago	Month Ago
Butane	104.5	102.38	108.13
IsoButane	134	129.88	152.13
Natural Gasoline	169	174.5	184
Propane	106.75	106.13	110.75

MB NON

	Last	Week Ago	Month Ago
Butane	120	117.88	124.13
IsoButane	134	129.88	152.13
Natural Gasoline	169.5	174.5	184
Propane	107.5	107.13	111

CONWAY

	Last	Week Ago	Month Ago
Butane	118	115.5	120
IsoButane	151	144	159.75
Natural Gasoline	171	173	220
Propane	106.13	105	110.5

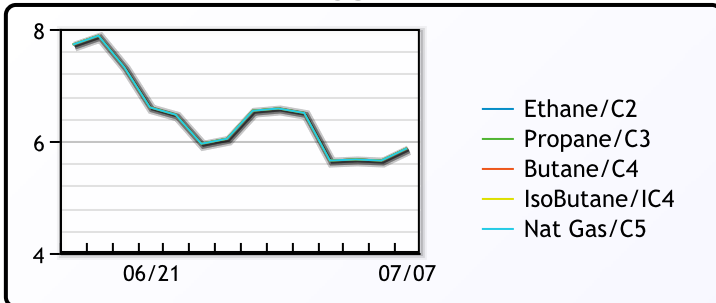
EDMONTON

	Last	Week Ago	Month Ago
Propane	90.13	90	93

SARNIA

	Last	Week Ago	Month Ago
Propane	128	128.75	134

FRAC SPREAD



WTI vs NGL

FX

	Last	Change
CAD	1.2917	0.0011
DXY	106.555	0.009
Gold	1777.16	-2.55

RATES

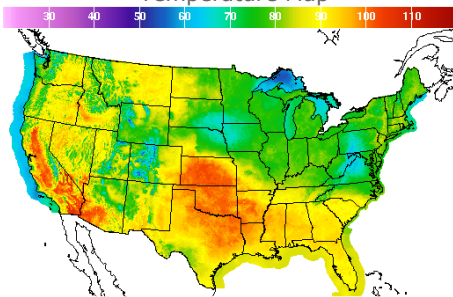
	Last	Change
US 2yr	3.1759	-0.0062
US 10yr	2.7824	-0.0054
CAN 10yr	2.696	-0.042

EQUITIES

	Last	Change
Nasdaq	13128.05	80.86
TSX	1219.1	1.106
S&P 500	4297.14	16.99

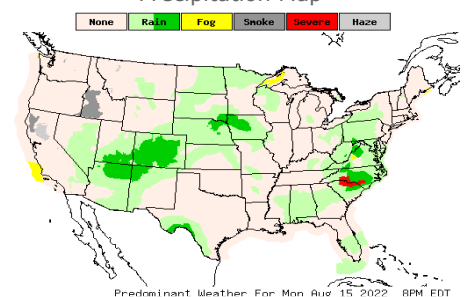
Weather Data

Temperature Map



City	HIGH °F	LOW °F
Calgary	79	52
Conway	83	60
Cushing	101	76
Denver	86	63
Houston	95	80
Mont Belvieu	91	78
Sarnia	75	61
Williston	88	70

Precipitation Map



This report has been prepared by PFL Petroleum Limited personnel for your information only and the views expressed are intended to provide market commentary and are not recommendations. This report is not an offer to sell or a solicitation of any offer to buy any security. The information contained herein has been compiled by PFL from sources believed to be reliable, but no representation or warranty, express or implied, is made by PFL Petroleum Limited, its affiliates or any other person as to its accuracy, completeness or correctness. Copyright 2017 PFL Petroleum Limited. All Rights Reserved