



# MARKET DAILY

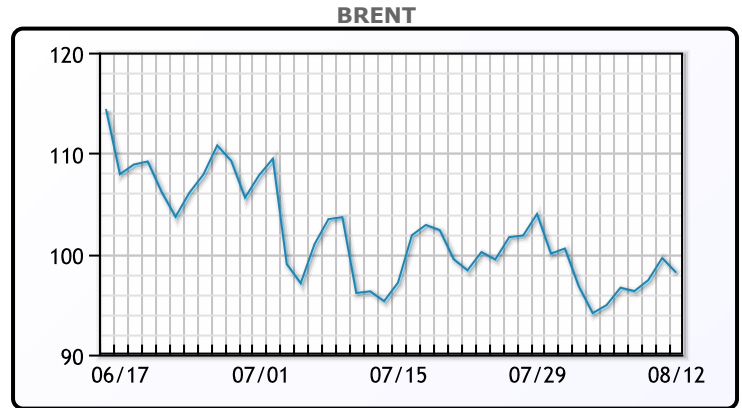
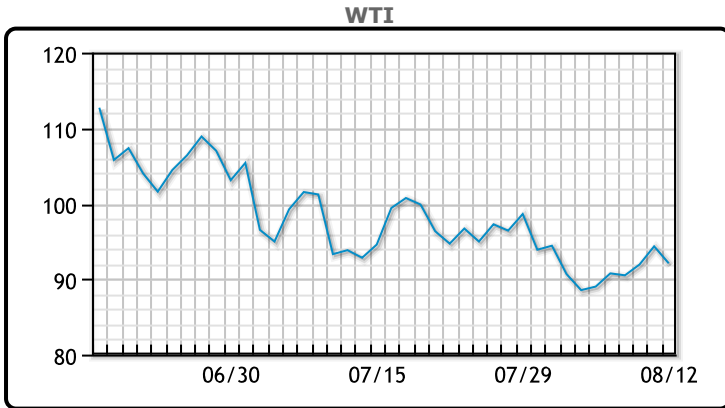
<https://www.pflpetroleum.com>  
 1865 Veterans Park Dr. Suite 303  
 Naples, Florida 34109  
 Phone: 239-390-2885  
 Fax: 239-949-0611  
 Aug 12, 2022 7:15 PM

Major Energy Futures		
	Settle	Change
Brent	98.15	1.45
Gas Oil	1045.25	35.75
Natural Gas	8.768	0.672
RBOB	304.6	0.12
ULSD	351.78	7.37
WTI	92.09	2.25

**Market Commentary**

Oil prices sank today but were still on track for weekly gains despite supply disruptions in the Gulf which are only expected to be short term. Financial markets, particularly US equities, have been strong ever since this week's lower than expected CPI print. In the United States, import prices fell for the first time in seven months in July, helped by a strong dollar and lower fuel and nonfuel costs, while consumers' one-year inflation outlook ebbed in August, the latest signs that price pressures may have peaked. "We are seeing an economic slowdown, but it's unclear if it's as big a slowdown as some of the recent outlooks have been predicting," said Ole Hansen, head of commodity strategy at Saxo Bank. "The demand will ebb and flow, but supply is still the main concern." WTI traded down \$2.25 or -2.4% to close at \$92.09. Brent traded down \$1.45 or -1.5% to close at \$98.15.

## Crude & Product Markets

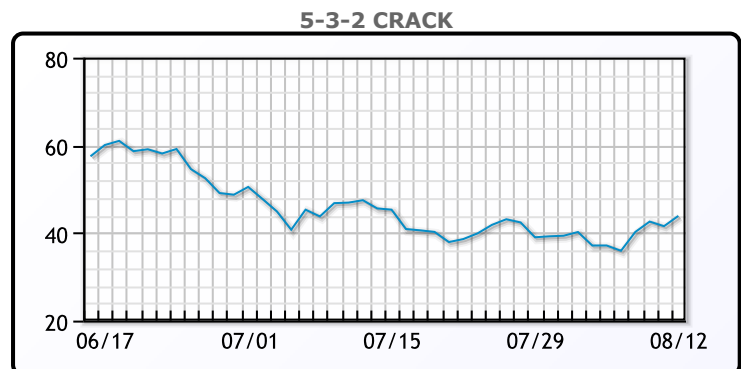
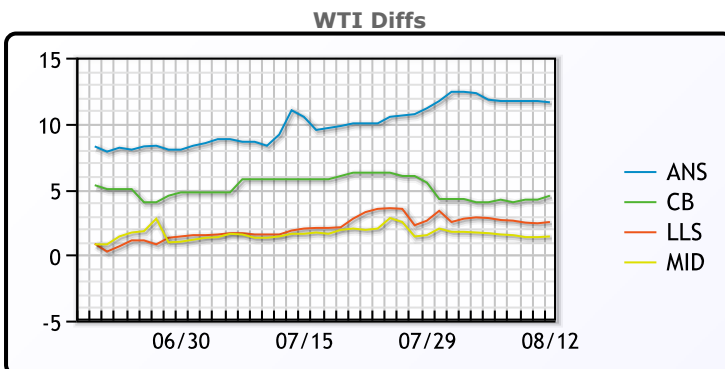


**CRUDE**

	Last	Week Ago	Month Ago
ANS	103.69	100.81	106.84
BLS	96.59	93.01	101.59
LLS	94.59	91.81	97.69
Mid	93.49	90.66	97.44
WTI	92.09	89.01	95.84

**PRODUCTS**

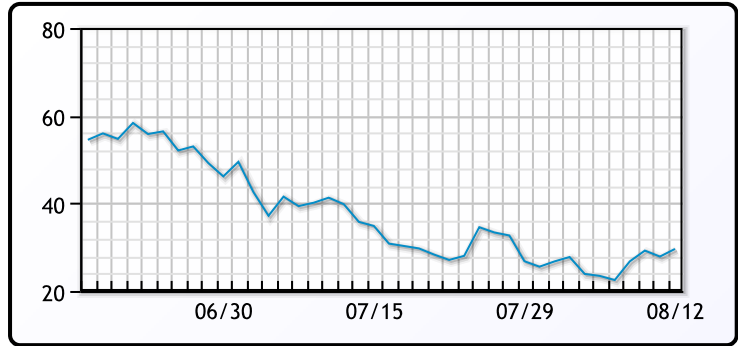
	Last	Week Ago	Month Ago
Gulf RBOB	277.48	265.56	319.96
Gulf ULSD	345.53	315.09	367.76
NYH RBOB	326.1	310.06	340.33
NYH ULSD	351.61	321.92	374.76
USGC 3%	84.13	82.13	76.13



**3-2-1 Crack**



**Gulf 3-2-1 Crack**



**NGLs**

**MB**

	Last	Week Ago	Month Ago
Butane	112.87	102.75	118.63
IsoButane	136.88	127.25	158.63
Natural Gasoline	176	171	188.5
Propane	108.75	106.5	114.5

**MB NON**

	Last	Week Ago	Month Ago
Butane	122.88	118.25	128.63
IsoButane	136.88	127.25	158.63
Natural Gasoline	176.25	171	188.5
Propane	109.75	107.63	114.63

**CONWAY**

	Last	Week Ago	Month Ago
Butane	119.25	116.5	126
IsoButane	152	144	165.5
Natural Gasoline	177	171.5	210
Propane	108	105.5	112.75

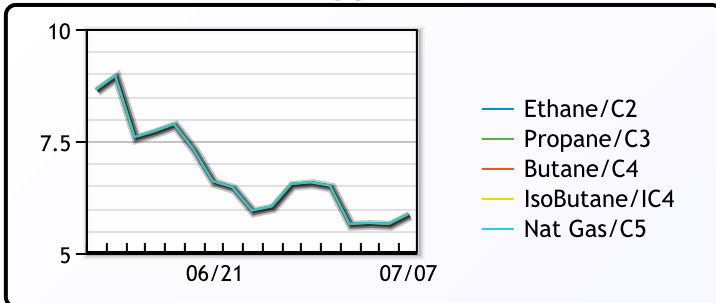
**EDMONTON**

	Last	Week Ago	Month Ago
Propane	92	90.5	95.25

**SARNIA**

	Last	Week Ago	Month Ago
Propane	128	128.75	139.25

**FRAC SPREAD**



**WTI vs NGL**

**FX**

	Last	Change
CAD	1.2782	0.0018
DXY	105.631	0.541
Gold	1802.4	12.68

**RATES**

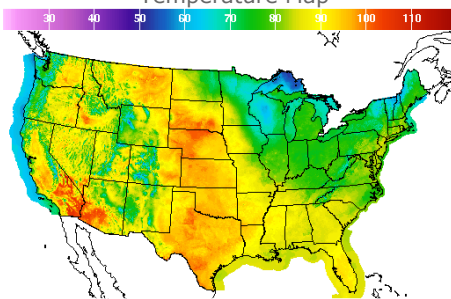
	Last	Change
US 2yr	3.2422	0.0237
US 10yr	2.8312	-0.0564
CAN 10yr	2.738	-0.047

**EQUITIES**

	Last	Change
Nasdaq	13047.19	267.28
TSX	1217.994	11.347
S&P 500	4280.15	72.88

**Weather Data**

**Temperature Map**



City	HIGH °F	LOW °F
Calgary	89	57
Conway	77	62
Cushing	94	67
Denver	93	74
Houston	91	78
Mont Belvieu	87	74
Sarnia	73	55
Williston	91	62

**Precipitation Map**

