



MARKET DAILY

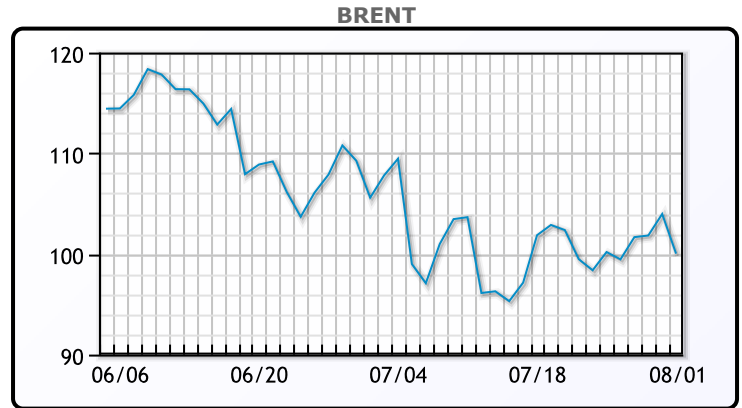
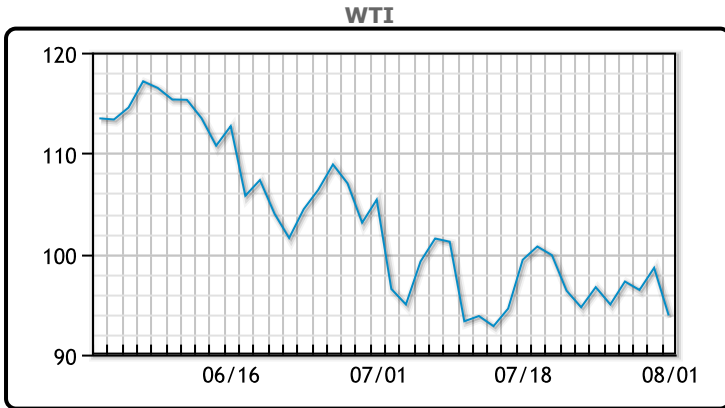
<https://www.pflpetroleum.com>
 1865 Veterans Park Dr. Suite 303
 Naples, Florida 34109
 Phone: 239-390-2885
 Fax: 239-949-0611
 Aug 1, 2022 7:50 PM

Major Energy Futures		
	Settle	Change
Brent	100.03	-3.81
Gas Oil	1028.5	2.75
Natural Gas	8.283	0.095
RBOB	299.81	1.14
ULSD	344	-6.48
WTI	93.89	-4.73

Market Commentary

Oil prices tanked today as weak manufacturing data from several countries (Bad PMI in China specifically) weighed on prices. Factories in the US Europe and Asia struggled in July as surveys showed production slowed. "There is still a disconnect with economic data and what we're seeing on the supply side," said Phil Flynn, an analyst at Price Futures group. "The oil market is still very tight, and the market is going to be on edge going into OPEC." Investors are bracing for this week's OPEC meeting on Wednesday of this week. Most OPEC sources are saying output will be held steady but a couple thought a modest increase could be in the cards. While OPEC+ aimed to have fully unwound its record output cuts by this month, data showed the group as of June was still almost 3 million barrels per day short of its output target as some producing countries struggle to bring wells back on line. WTI traded down \$4.73 or -4.79% to close at \$93.89. Brent traded down \$3.81 or -3.66% to close at \$100.16.

Crude & Product Markets

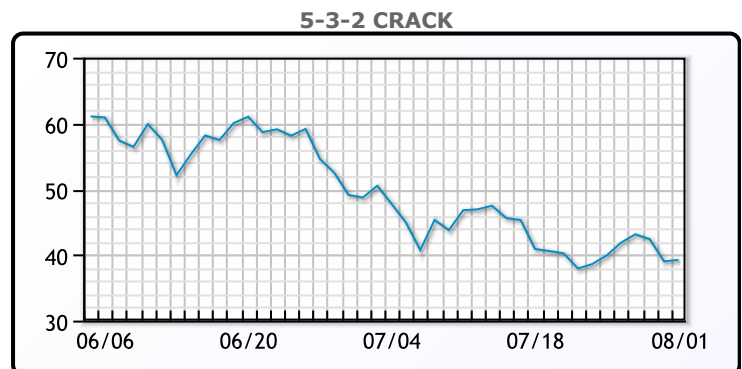
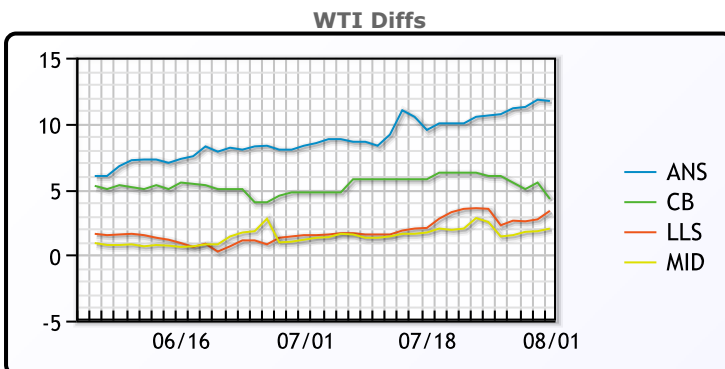


CRUDE

	Last	Week Ago	Month Ago
ANS	105.59	110.2	117.23
BLS	98.14	105.6	113.18
LLS	97.24	103.1	109.98
Mid	95.89	102.1	109.78
WTI	93.89	99.6	108.43

PRODUCTS

	Last	Week Ago	Month Ago
Gulf RBOB	280.06	309.2	371.03
Gulf ULSD	338.88	347.91	394.14
NYH RBOB	346.56	366.95	380.78
NYH ULSD	348	351.91	403.01
USGC 3%	84.88	85.13	90.63



3-2-1 Crack



Gulf 3-2-1 Crack



NGLs

MB

	Last	Week Ago	Month Ago
Butane	107.5	112.75	130.63
IsoButane	137.25	140.25	158.63
Natural Gasoline	176	184.75	203.5
Propane	111	113.5	121.38

CONWAY

	Last	Week Ago	Month Ago
Butane	121.5	125.25	135.25
IsoButane	145	155	175
Natural Gasoline	184	211	212.75
Propane	108.75	111	116.75

MB NON

	Last	Week Ago	Month Ago
Butane	123.25	128.25	140.75
IsoButane	137.25	140.25	158.63
Natural Gasoline	175.75	184.75	203.25
Propane	111.38	113.75	121.5

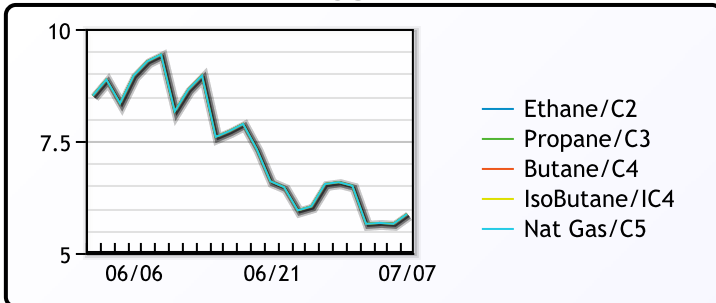
EDMONTON

	Last	Week Ago	Month Ago
Propane	92.75	93	96.75

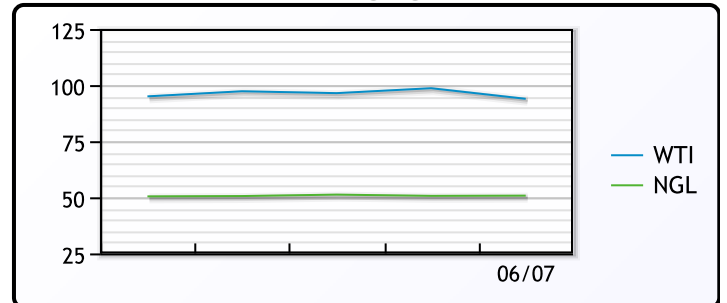
SARNIA

	Last	Week Ago	Month Ago
Propane	135	134.75	145

FRAC SPREAD



WTI vs NGL



FX

	Last	Change
CAD	1.2839	-0.0005
DXY	105.393	-0.51
Gold	1772.26	0.09

RATES

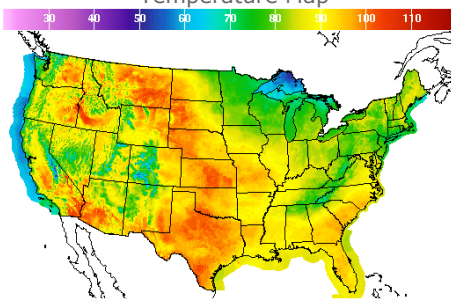
	Last	Change
US 2yr	2.8701	-0.0143
US 10yr	2.5732	-0.0755
CAN 10yr	2.61	0

EQUITIES

	Last	Change
Nasdaq	12368.98	-21.71
TSX	1187.973	12.623
S&P 500	4118.63	-11.66

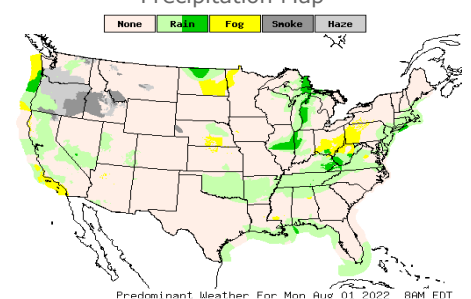
Weather Data

Temperature Map



City	HIGH °F	LOW °F
Calgary	87	59
Conway	76	55
Cushing	95	74
Denver	94	70
Houston	94	81
Mont Belvieu	91	79
Sarnia	81	64
Williston	90	63

Precipitation Map



This report has been prepared by PFL Petroleum Limited personnel for your information only and the views expressed are intended to provide market commentary and are not recommendations. This report is not an offer to sell or a solicitation of any offer to buy any security. The information contained herein has been compiled by PFL from sources believed to be reliable, but no representation or warranty, express or implied, is made by PFL Petroleum Limited, its affiliates or any other person as to its accuracy, completeness or correctness. Copyright 2017 PFL Petroleum Limited. All Rights Reserved