



# MARKET DAILY

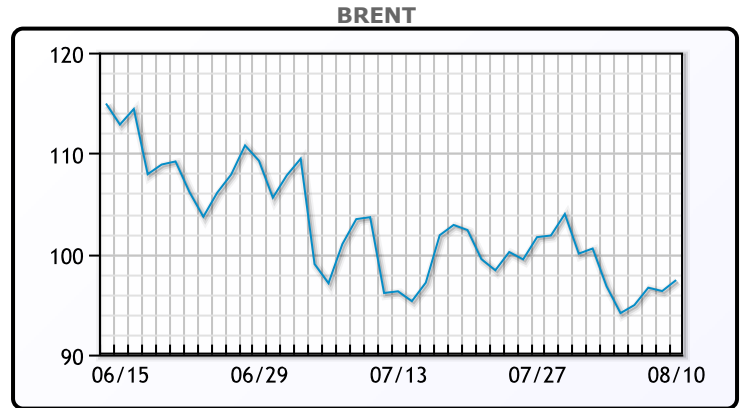
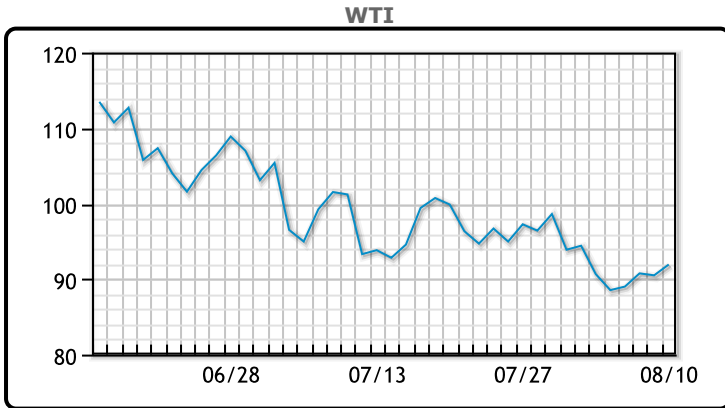
<https://www.pflpetroleum.com>  
 1865 Veterans Park Dr. Suite 303  
 Naples, Florida 34109  
 Phone: 239-390-2885  
 Fax: 239-949-0611  
 Aug 10, 2022 9:32 PM

Major Energy Futures		
	Settle	Change
Brent	97.4	1.09
Gas Oil	992	44
Natural Gas	8.202	0.369
RBOB	307.03	11.01
ULSD	341.03	7.65
WTI	91.93	1.43

**Market Commentary**

Oil prices were higher today, rebounding from earlier losses as lower than expected inflation data helped markets. While the CPI came in at an 8.5% annualized rate, the fact that it was lower than expected led market participants to expect a more dovish Fed, especially if the trend continues. Gasoline demand was also stronger than expected, finally rising after weeks of subpar performance. Product supplied came in at 9.1MM/bbls, but this was still down 6% over the last four weeks compared to this time last year. "Everyone has been very much focused on potential demand destruction, so seeing implied demand showing an outsized rebound for last week has probably given some comfort to those really concerned about that," said Matt Smith, lead oil analyst for the Americas at Kpler. Crude oil inventories rose by 5.5MM/bbls, vs a forecasted increase of 73K/bbls. WTI traded up \$1.43 or 1.6% to close at \$91.93. Brent traded up \$1.09 or 1.1% to close at \$97.40.

## Crude & Product Markets

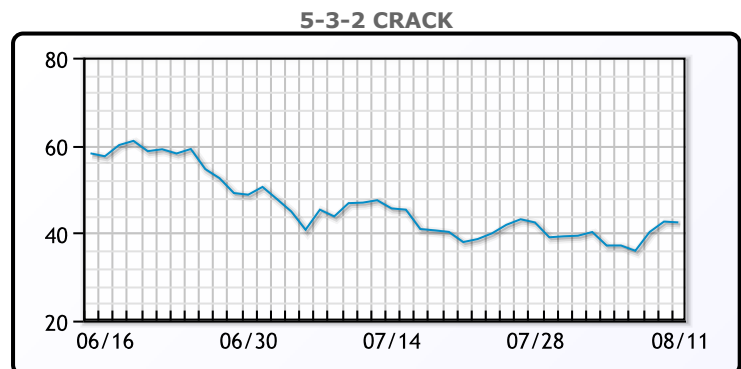
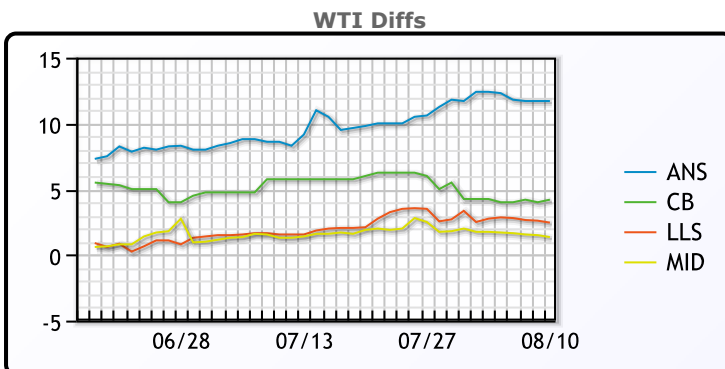


**CRUDE**

	Last	Week Ago	Month Ago
ANS	103.63	103.06	113.09
BLS	96.13	94.91	110.54
LLS	94.38	93.41	106.34
Mid	93.28	92.41	106.09
WTI	91.93	90.66	104.79

**PRODUCTS**

	Last	Week Ago	Month Ago
Gulf RBOB	284.03	276.72	342.71
Gulf ULSD	335.28	336.48	368.79
NYH RBOB	341.03	331.22	357.21
NYH ULSD	341.28	344.36	376.54
USGC 3%	83.88	83.63	83.13



**3-2-1 Crack**



**Gulf 3-2-1 Crack**



**NGLs**

**MB**

	Last	Week Ago	Month Ago
Butane	104.63	106.88	123
IsoButane	133.13	136.38	137.63
Natural Gasoline	177.25	175.25	203.5
Propane	106.88	109.88	118.5

**MB NON**

	Last	Week Ago	Month Ago
Butane	120.13	122.38	133
IsoButane	133.13	136.38	151
Natural Gasoline	177.75	175.5	203.75
Propane	107.88	111	118.63

**CONWAY**

	Last	Week Ago	Month Ago
Butane	118.75	118.5	125
IsoButane	140	147	165.25
Natural Gasoline	175	177	211
Propane	105.88	108.25	113

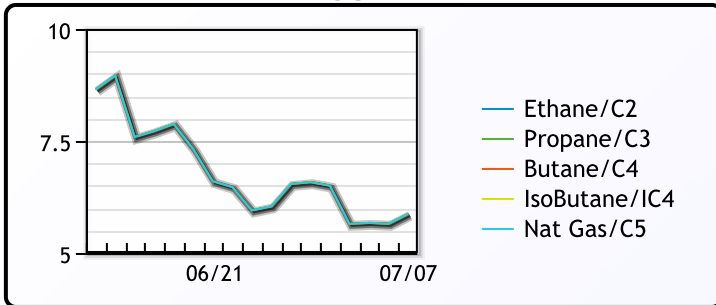
**EDMONTON**

	Last	Week Ago	Month Ago
Propane	90.38	92.5	95.5

**SARNIA**

	Last	Week Ago	Month Ago
Propane	128.75	136.5	139

**FRAC SPREAD**



**WTI vs NGL**

**FX**

	Last	Change
CAD	1.2782	0.0006
DXY	105.335	0.139
Gold	1788.4	-3.98

**RATES**

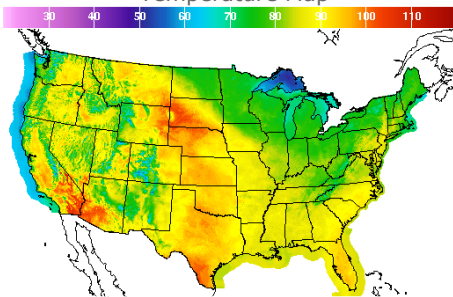
	Last	Change
US 2yr	3.2141	-0.0555
US 10yr	2.7809	0.0036
CAN 10yr	2.671	-0.023

**EQUITIES**

	Last	Change
Nasdaq	12854.8	360.87
TSX	1200.24	18.483
S&P 500	4210.24	87.77

**Weather Data**

**Temperature Map**



City	HIGH °F	LOW °F
Calgary	82	58
Conway	76	55
Cushing	95	70
Denver	93	72
Houston	97	73
Mont Belvieu	90	74
Sarnia	79	57
Williston	85	59

**Precipitation Map**

