



# MARKET DAILY

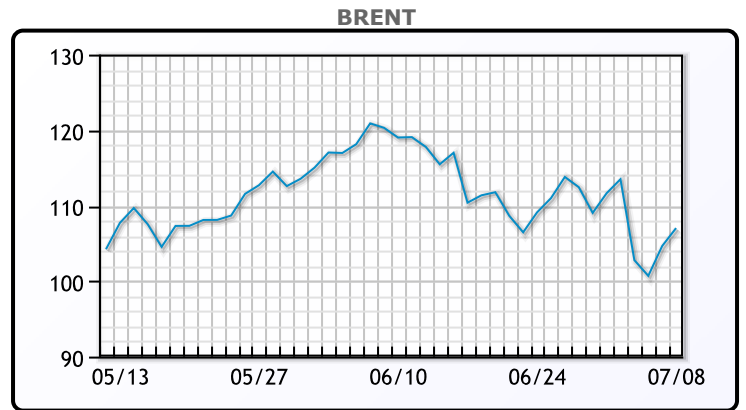
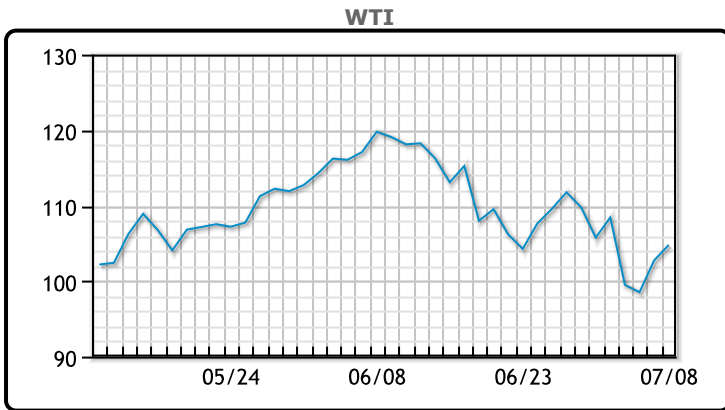
<https://www.pflpetroleum.com>  
 1865 Veterans Park Dr. Suite 303  
 Naples, Florida 34109  
 Phone: 239-390-2885  
 Fax: 239-949-0611  
 Jul 8, 2022 6:52 PM

Major Energy Futures		
	Settle	Change
Brent	107.02	2.37
Gas Oil	1133.5	46.5
Natural Gas	6.034	0.787
RBOB	344.71	18.38
ULSD	367.29	26.33
WTI	104.79	2.06

**Market Commentary**

Oil prices were up today but still down WoW as recession driven demand fears accelerated the downturn despite global fuel supplies being tight. Central Banks around the globe raising interest rates and today's bullish jobs report led to speculation that we could see the Fed be more aggressive. "The oil market is looking at the jobs report as a double-edged sword," said Phil Flynn, analyst at Price Futures Group. "The jobs number was positive from a demand perspective. On the bearish side, the market is concerned that if the jobs market is strong, the Fed can be more aggressive with raising rates." Western bans on Russian oil exports have supported prices and sparked a re-routing of flows while the Organization of the Petroleum Exporting Countries (OPEC) and allied producers struggle to deliver on pledged production increases. WTI traded up \$2.06 or 2.01% to close at \$104.79. Brent traded up \$2.37 or 2.27% to close at \$107.02.

## Crude & Product Markets

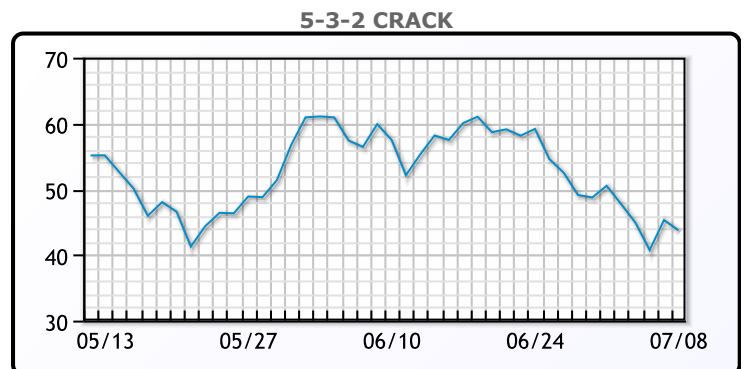
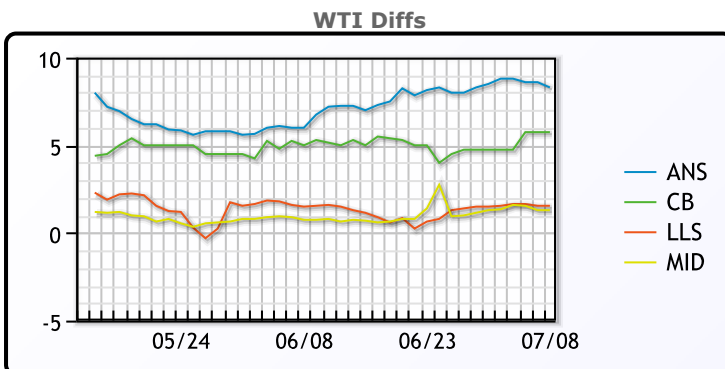


**CRUDE**

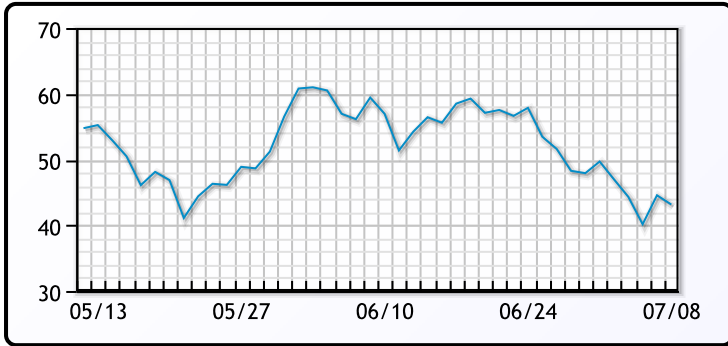
	Last	Week Ago	Month Ago
ANS	113.09	117.23	129.31
BLS	110.54	113.18	127.26
LLS	106.34	109.98	123.71
Mid	106.09	109.78	122.91
WTI	104.79	108.43	122.11

**PRODUCTS**

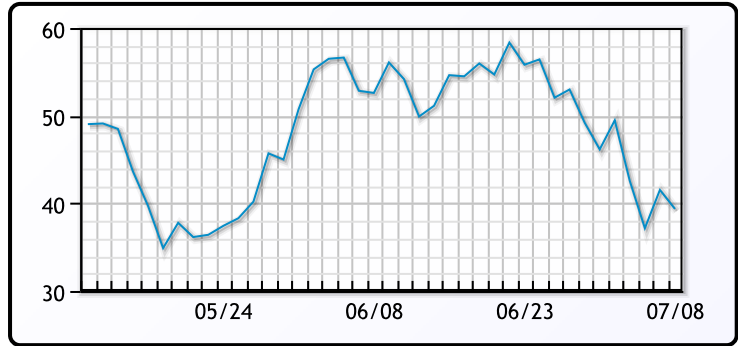
	Last	Week Ago	Month Ago
Gulf RBOB	342.71	371.03	425.19
Gulf ULSD	368.79	394.14	430.81
NYH RBOB	357.21	380.78	433.19
NYH ULSD	376.54	403.01	439.18
USGC 3%	83.13	90.63	100.63



3-2-1 Crack



Gulf 3-2-1 Crack



NGLs

MB

	Last	Week Ago	Month Ago
Butane	123.5	131	137.25
IsoButane	156.5	171	166.25
Natural Gasoline	203.5	203.5	224.38
Propane	118.5	121.75	126

CONWAY

	Last	Week Ago	Month Ago
Butane	127.75	135.5	147
IsoButane	163	175	172
Natural Gasoline	209	209	228
Propane	112.25	116.5	123.75

MB NON

	Last	Week Ago	Month Ago
Butane	133.5	141	151.25
IsoButane	156.5	171	166.25
Natural Gasoline	202.5	202.5	224
Propane	118.63	121.5	124.63

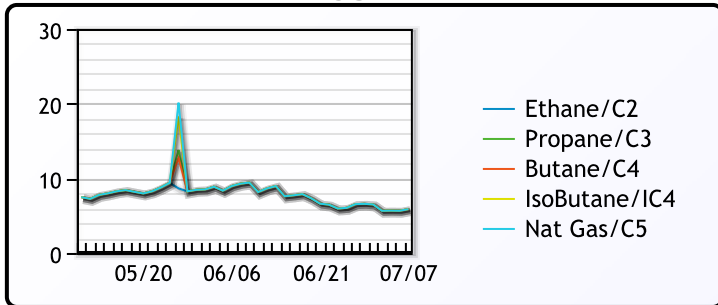
EDMONTON

	Last	Week Ago	Month Ago
Propane	95.5	96.75	103.5

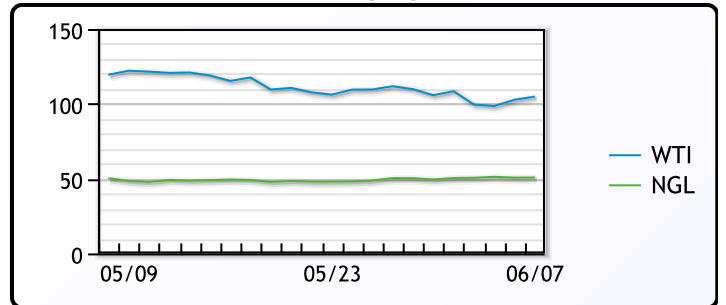
SARNIA

	Last	Week Ago	Month Ago
Propane	139	145	147.75

FRAC SPREAD



WTI vs NGL



FX

	Last	Change
CAD	1.2947	-0.0021
DXY	107.007	-0.123
Gold	1742.48	2.32

RATES

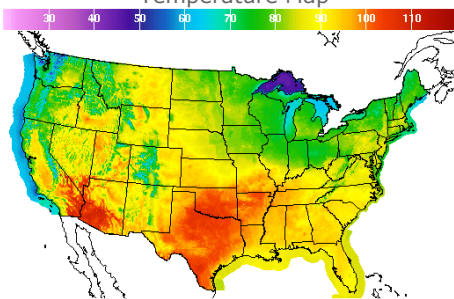
	Last	Change
US 2yr	3.1047	0.0906
US 10yr	3.0803	0.0858
CAN 10yr	3.296	0.079

EQUITIES

	Last	Change
Nasdaq	11635.31	13.96
TSX	1155.663	-2.148
S&P 500	3899.38	-3.24

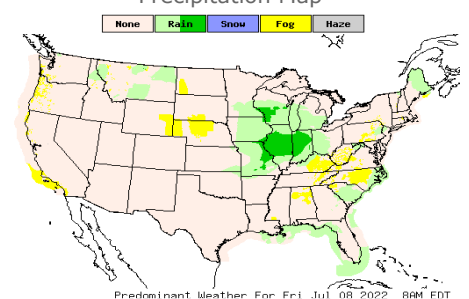
Weather Data

Temperature Map



City	HIGH °F	LOW °F
Calgary	78	53
Conway	80	54
Cushing	102	76
Denver	92	64
Houston	101	80
Mont Belvieu	96	79
Sarnia	72	64
Williston	84	61

Precipitation Map



This report has been prepared by PFL Petroleum Limited personnel for your information only and the views expressed are intended to provide market commentary and are not recommendations. This report is not an offer to sell or a solicitation of any offer to buy any security. The information contained herein has been compiled by PFL from sources believed to be reliable, but no representation or warranty, express or implied, is made by PFL Petroleum Limited, its affiliates or any other person as to its accuracy, completeness or correctness. Copyright 2017 PFL Petroleum Limited. All Rights Reserved