



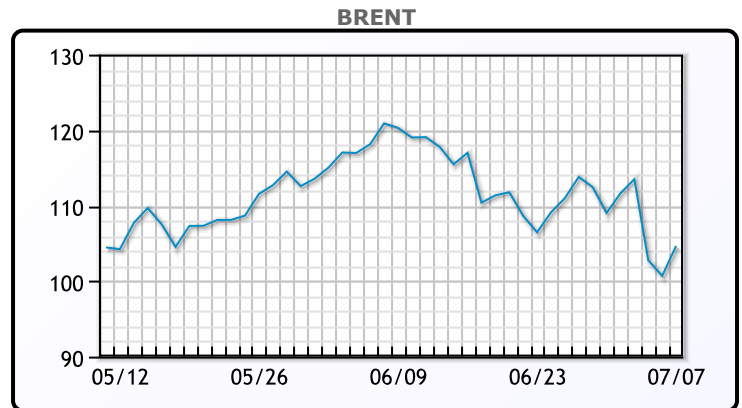
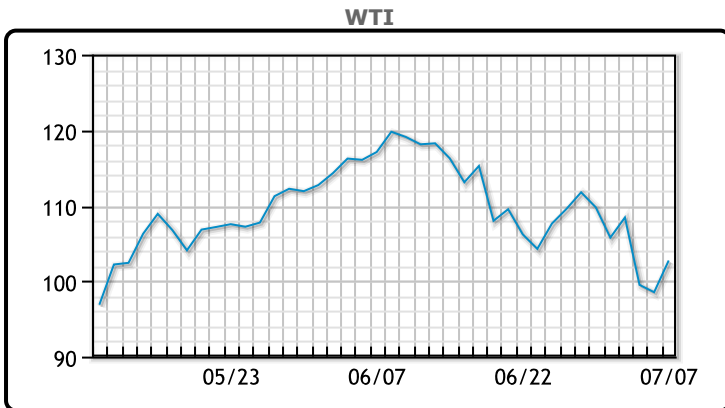
MARKET DAILY

<https://www.pflpetroleum.com>
 1865 Veterans Park Dr. Suite 303
 Naples, Florida 34109
 Phone: 239-390-2885
 Fax: 239-949-0611
 Jul 7, 2022 8:15 PM

Major Energy Futures		
	Settle	Change
Brent	104.65	3.96
Gas Oil	1129.25	46.5
Natural Gas	6.297	0.787
RBOB	342.04	18.38
ULSD	367.39	26.33
WTI	102.73	4.2

Market Commentary
 Oil prices came back today as the market focused again on tighter supplies. It was another volatile session with prices bouncing between gains and losses. Today's EIA report showed products supplied (demand) was up to 20.5 MM/bpd, which shows demand is gaining momentum. Still crude inventories gained 8.2MM/bbls last week. "With Russian oil supplies set to drop as the year progresses and it runs out of Western parts to maintain fields, and with the rest of OPEC hopelessly uninvested in maintaining production capacity, I fear the days of \$100 oil will be with us for some time yet," said Jeffrey Halley, a senior market analyst at OANDA. Washington announced a tightening of sanctions on Iran, also pressuring prices. WTI traded up \$4.20 or 4.26% to close at \$102.73. Brent traded up \$3.96 or 3.933% to close at \$104.65.

Crude & Product Markets

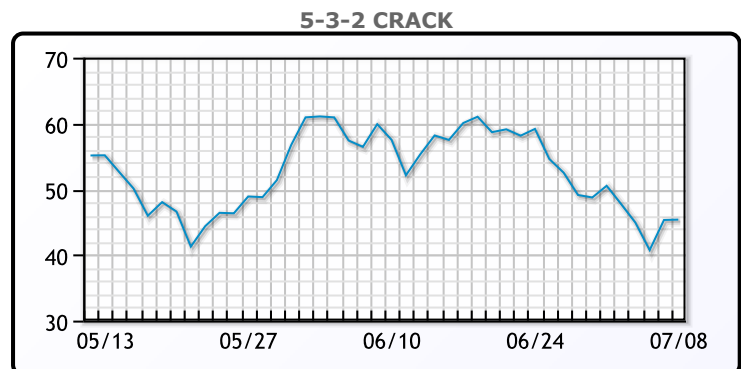
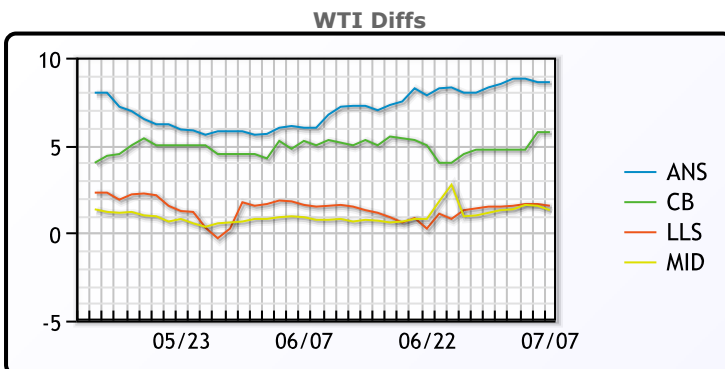


CRUDE

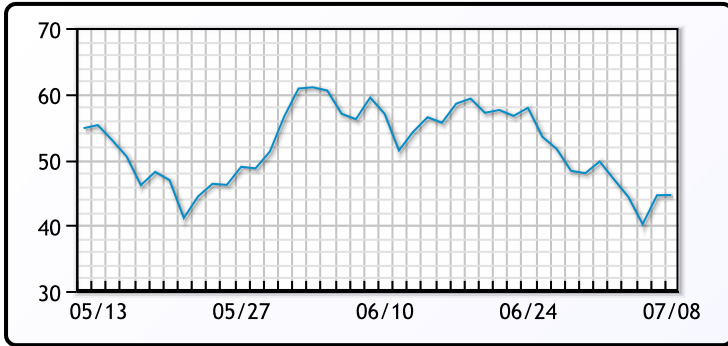
	Last	Week Ago	Month Ago
ANS	111.33	114.26	126.16
BLS	108.48	110.51	124.71
LLS	104.28	107.26	120.96
Mid	104.03	107.06	120.16
WTI	102.73	105.76	119.41

PRODUCTS

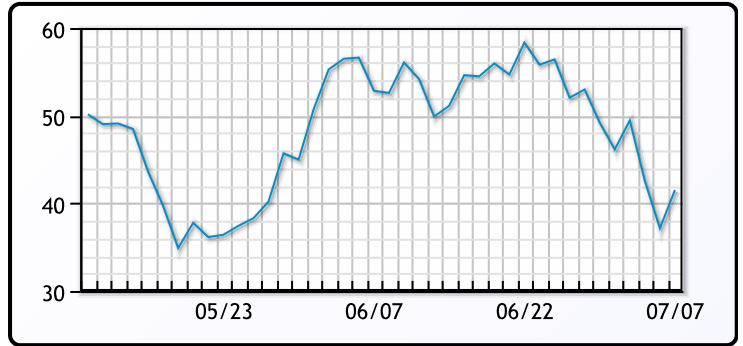
	Last	Week Ago	Month Ago
Gulf RBOB	340.04	355.5	419.77
Gulf ULSD	368.32	383.05	430.81
NYH RBOB	355.04	364.38	428.89
NYH ULSD	375.14	389.93	439.56
USGC 3%	81.63	90.13	97.88



3-2-1 Crack



Gulf 3-2-1 Crack



NGLs

MB

	Last	Week Ago	Month Ago
Butane	123	123.63	129.63
IsoButane	151	169.63	169.63
Natural Gasoline	199.5	197.5	221
Propane	118.13	120	123.75

CONWAY

	Last	Week Ago	Month Ago
Butane	127	132.75	145
IsoButane	165.25	175	175
Natural Gasoline	202.25	209.5	222
Propane	112.88	114.5	122.5

MB NON

	Last	Week Ago	Month Ago
Butane	133	139.63	149.63
IsoButane	151	169.63	169.63
Natural Gasoline	199.5	197	219.75
Propane	118.25	119.38	123.38

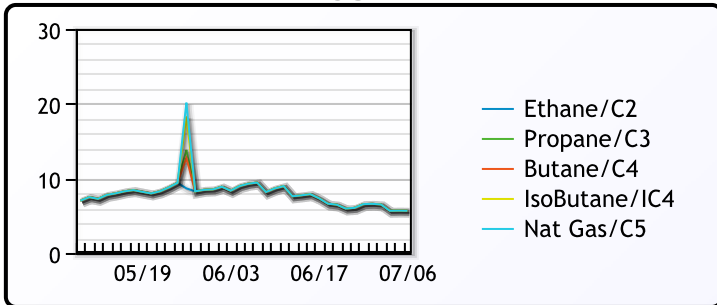
EDMONTON

	Last	Week Ago	Month Ago
Propane	95.38	94	100.5

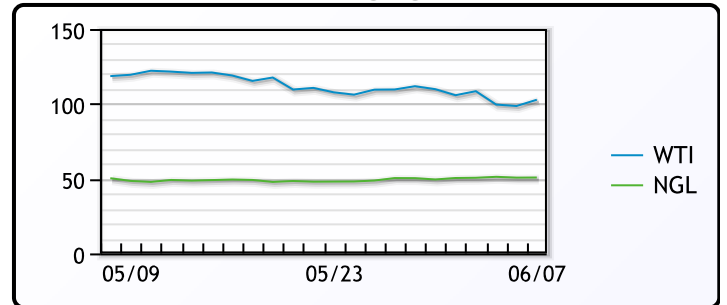
SARNIA

	Last	Week Ago	Month Ago
Propane	139	145	147.75

FRAC SPREAD



WTI vs NGL



FX

	Last	Change
CAD	1.2972	0.0004
DXY	106.986	-0.144
Gold	1741.92	1.76

RATES

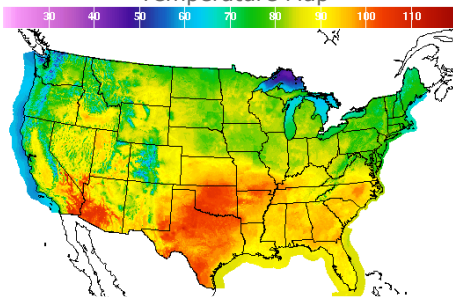
	Last	Change
US 2yr	3.0305	0.0164
US 10yr	3.0075	0.013
CAN 10yr	3.217	0.028

EQUITIES

	Last	Change
Nasdaq	11621.35	259.5
TSX	1157.811	16.972
S&P 500	3902.62	57.54

Weather Data

Temperature Map



City	HIGH °F	LOW °F
Calgary	72	51
Conway	71	59
Cushing	103	76
Denver	88	63
Houston	96	80
Mont Belvieu	93	79
Sarnia	74	59
Williston	74	64

Precipitation Map

