



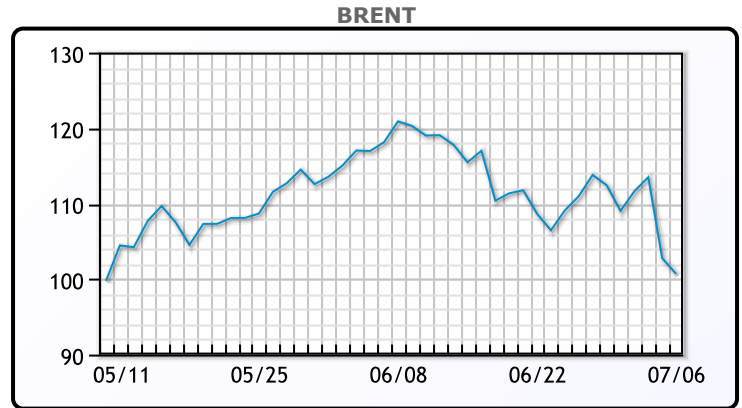
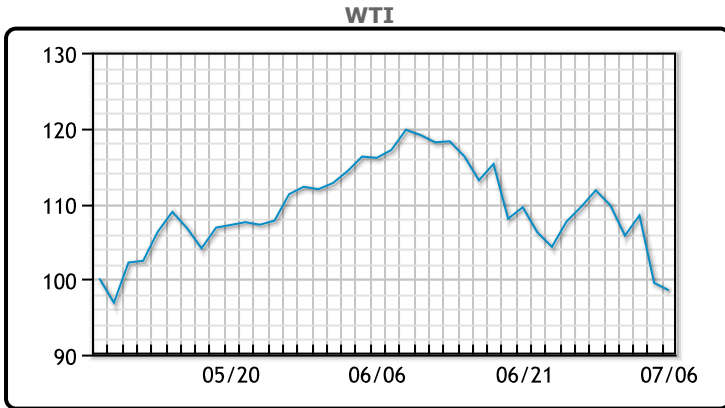
MARKET DAILY

<https://www.pflpetroleum.com>
 1865 Veterans Park Dr. Suite 303
 Naples, Florida 34109
 Phone: 239-390-2885
 Fax: 239-949-0611
 Jul 6, 2022 6:15 PM

Major Energy Futures		
	Settle	Change
Brent	100.69	-2.08
Gas Oil	1082.75	-85
Natural Gas	5.51	-0.013
RBOB	323.66	-9.24
ULSD	341.06	-19.1
WTI	98.53	-0.97

Market Commentary
 Oil prices continued lower today landing around 12 week lows in a volatile session overshadowed by recession concerns. Diesel futures fell over 5% today. "There are undeniably concerns about recessionary demand destruction, plus, WTI open interest at multi-year lows has created a bit of a liquidity crunch," said Robert Yawger, executive director of energy futures at Mizuho. U.S. job openings fell less than expected in May, pointing to a still-tight labor market that could keep Federal Reserve policy aggressive as tries to bring high inflation down to its 2% target. China's crude oil imports from Russia in May soared 55% from a year earlier to a record level. Russia displaced Saudi Arabia as top supplier, with refiners grabbing discounted supplies as Western countries sanctioned Moscow over its invasion of Ukraine. WTI traded down \$.97 or -1% to close at \$98.53. Brent traded down \$2.08 or -2.024% to close at \$100.69

Crude & Product Markets

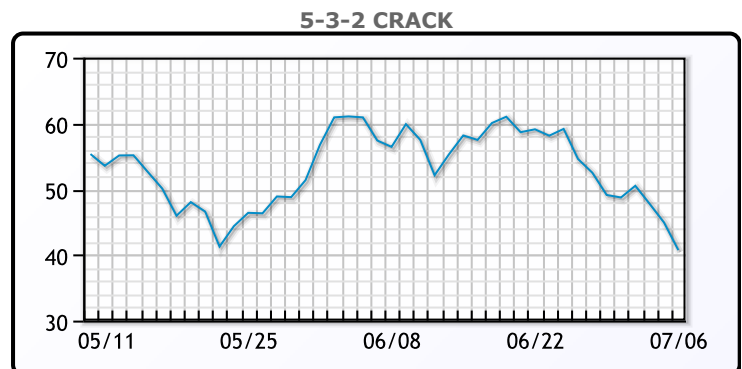
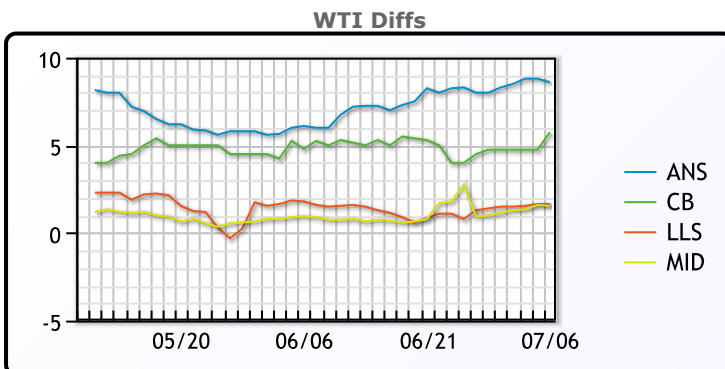


CRUDE

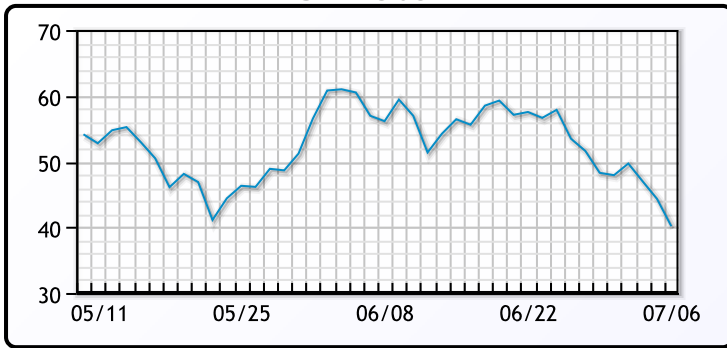
	Last	Week Ago	Month Ago
ANS	107.13	118.08	124.5
BLS	104.28	114.53	123.5
LLS	100.18	111.28	120
Mid	100.08	110.93	119.25
WTI	98.53	109.78	118.5

PRODUCTS

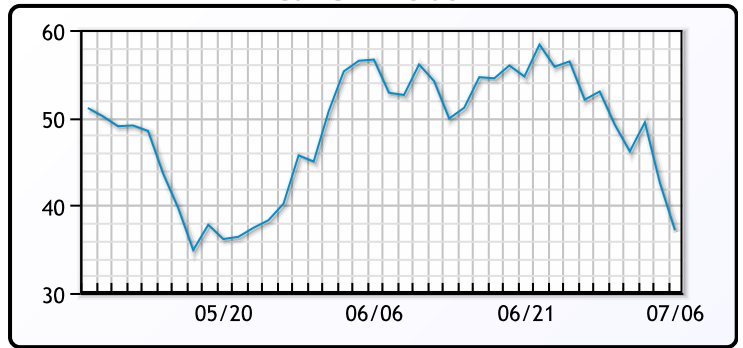
	Last	Week Ago	Month Ago
Gulf RBOB	322.04	377.33	422.55
Gulf ULSD	341.68	395.38	436.26
NYH RBOB	337.16	383.45	432.8
NYH ULSD	349.06	404.05	445.01
USGC 3%	80.63	92.13	99.38



3-2-1 Crack



Gulf 3-2-1 Crack



NGLs

MB

	Last	Week Ago	Month Ago
Butane	119	129	135.25
IsoButane	159	172	178.25
Natural Gasoline	189.25	201	218.75
Propane	114.5	122.5	124.375

CONWAY

	Last	Week Ago	Month Ago
Butane	126	138.75	145.5
IsoButane	170	176	182
Natural Gasoline	192	209.5	221.5
Propane	110.625	117.25	122.5

MB NON

	Last	Week Ago	Month Ago
Butane	129	143	149.25
IsoButane	159	172	178.25
Natural Gasoline	189.5	200.75	219.5
Propane	114.63	121.63	123.38

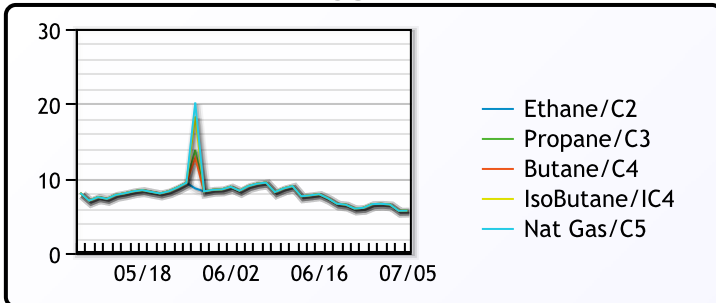
EDMONTON

	Last	Week Ago	Month Ago
Propane	92.75	96.5	99.5

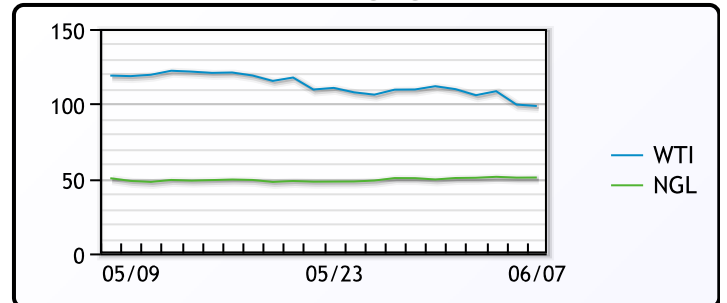
SARNIA

	Last	Week Ago	Month Ago
Propane	139	142.5	147.75

FRAC SPREAD



WTI vs NGL



FX

	Last	Change
CAD	1.304	-0.0002
DXY	107.037	0.502
Gold	1739.88	1.02

RATES

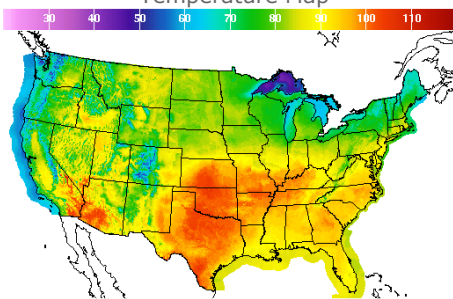
	Last	Change
US 2yr	3.0018	0.1834
US 10yr	2.928	0.1226
CAN 10yr	3.189	0.107

EQUITIES

	Last	Change
Nasdaq	11361.85	39.61
TSX	1140.839	-6.617
S&P 500	3845.08	13.69

Weather Data

Temperature Map



City	HIGH °F	LOW °F
Calgary	62	46
Conway	78	57
Cushing	102	76
Denver	78	66
Houston	96	80
Mont Belvieu	92	78
Sarnia	69	61
Williston	86	63

Precipitation Map

