



MARKET DAILY

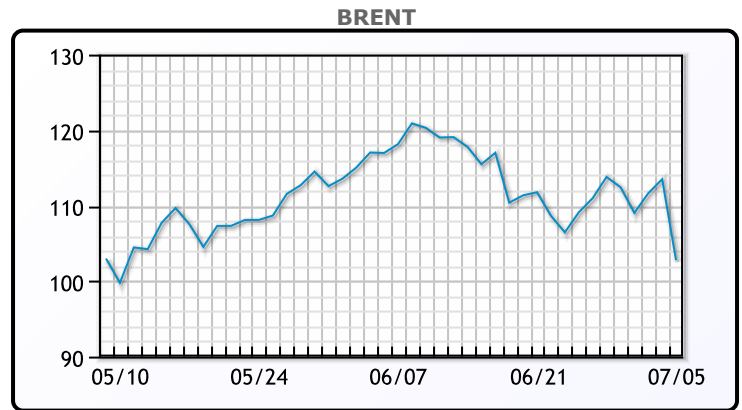
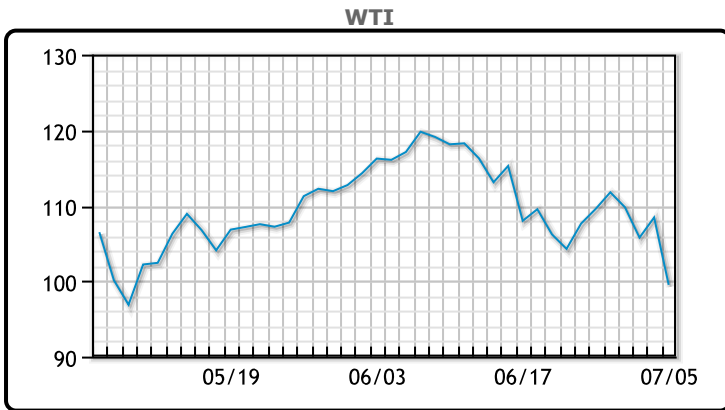
<https://www.pflpetroleum.com>
 1865 Veterans Park Dr. Suite 303
 Naples, Florida 34109
 Phone: 239-390-2885
 Fax: 239-949-0611
 Jul 5, 2022 6:28 PM

Major Energy Futures		
	Settle	Change
Brent	102.77	-10.73
Gas Oil	1153.75	12.25
Natural Gas	5.523	-0.207
RBOB	332.9	-35.88
ULSD	360.16	-33.73
WTI	99.5	-8.93

Market Commentary

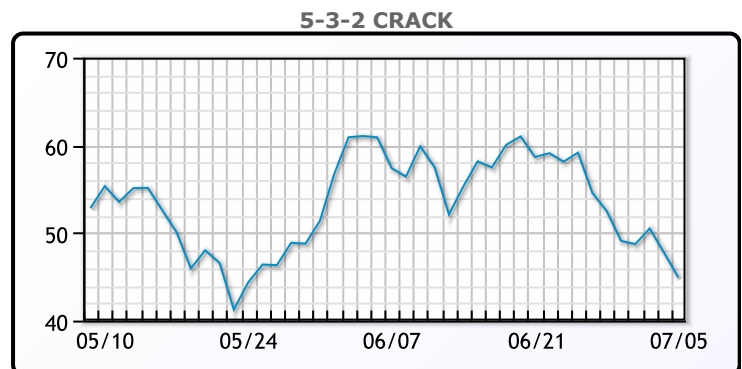
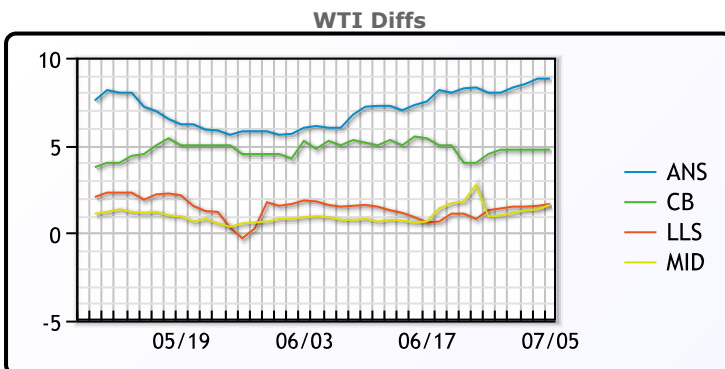
Oil prices tanked today as recession fears were front and center. Brent fell as much as 9.5% followed by nat gas, refined products, and equities. "We're getting creamed and the only way you can explain that away is fear of recession," said Robert Yawger, director of energy futures at Mizuho. "You're feeling the pressure." The euro tumbled to a two-decade low as data showed business growth across the euro zone slowed further last month, with forward-looking indicators suggesting the region could slip into decline this quarter as the cost of living crisis keeps consumers wary. WTI traded down \$8.93 or -8.23% to close at \$99.50. Brent traded down \$10.73 or -9.45% to close at \$102.77.

Crude & Product Markets



CRUDE			
	Last	Week Ago	Month Ago
ANS	108.3	119.76	124.87
BLS	104.25	116.51	124.12
LLS	101.15	113.16	120.47
Mid	101.1	112.76	119.77
WTI	99.5	111.76	118.87

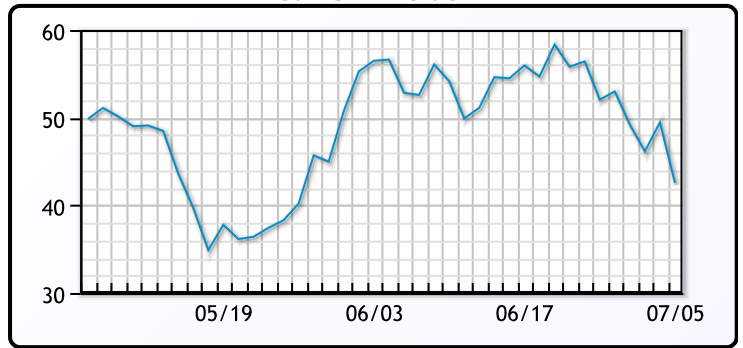
PRODUCTS			
	Last	Week Ago	Month Ago
Gulf RBOB	335.4	386.42	429.22
Gulf ULSD	359.66	412.35	427.03
NYH RBOB	344.9	394.41	442.42
NYH ULSD	367.91	420.44	437.9
USGC 3%	81.63	93.38	101.38



3-2-1 Crack



Gulf 3-2-1 Crack



NGLs

MB

	Last	Week Ago	Month Ago
Butane	123	129.5	137.5
IsoButane	167	172.5	175.5
Natural Gasoline	189.25	206.13	223.75
Propane	116.25	122.5	125

CONWAY

	Last	Week Ago	Month Ago
Butane	129	137.75	147
IsoButane	173	176	180
Natural Gasoline	193	213	221
Propane	111.5	117.25	123.125

MB NON

	Last	Week Ago	Month Ago
Butane	133	143.5	151.5
IsoButane	167	172.5	175.5
Natural Gasoline	190.5	205.25	222.5
Propane	117.13	121.75	124.88

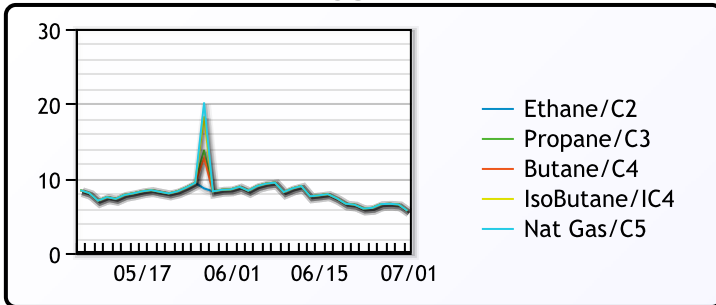
EDMONTON

	Last	Week Ago	Month Ago
Propane	95.75	97.63	99.25

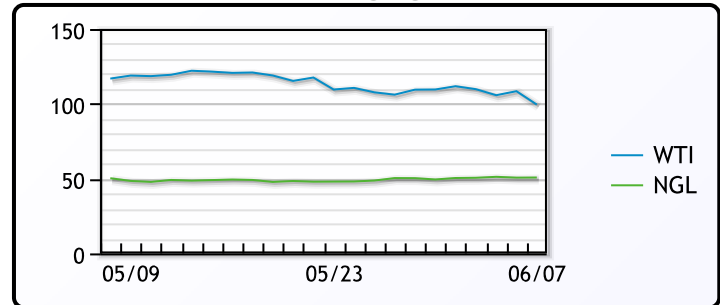
SARNIA

	Last	Week Ago	Month Ago
Propane	145	141.5	145.75

FRAC SPREAD



WTI vs NGL



FX

	Last	Change
CAD	1.3029	-0.0004
DXY	106.535	1.397
Gold	1768.01	3.25

RATES

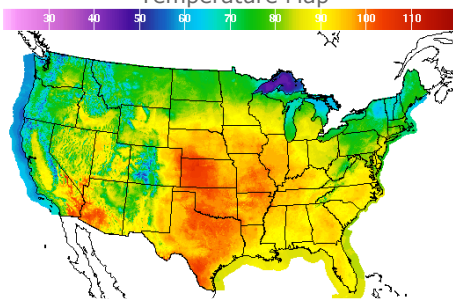
	Last	Change
US 2yr	2.8184	-0.0145
US 10yr	2.8054	-0.0749
CAN 10yr	3.082	-0.093

EQUITIES

	Last	Change
Nasdaq	11322.24	194.4
TSX	1147.456	-8.213
S&P 500	3831.39	6.06

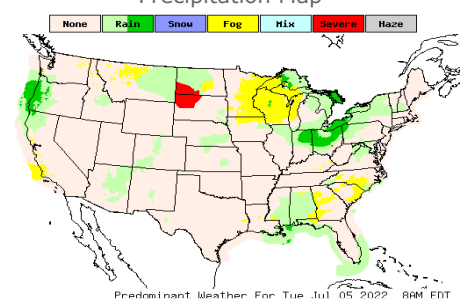
Weather Data

Temperature Map



City	HIGH °F	LOW °F
Calgary	68	50
Conway	77	61
Cushing	98	75
Denver	88	69
Houston	97	79
Mont Belvieu	93	79
Sarnia	77	63
Williston	81	62

Precipitation Map



This report has been prepared by PFL Petroleum Limited personnel for your information only and the views expressed are intended to provide market commentary and are not recommendations. This report is not an offer to sell or a solicitation of any offer to buy any security. The information contained herein has been compiled by PFL from sources believed to be reliable, but no representation or warranty, express or implied, is made by PFL Petroleum Limited, its affiliates or any other person as to its accuracy, completeness or correctness. Copyright 2017 PFL Petroleum Limited. All Rights Reserved