



MARKET DAILY

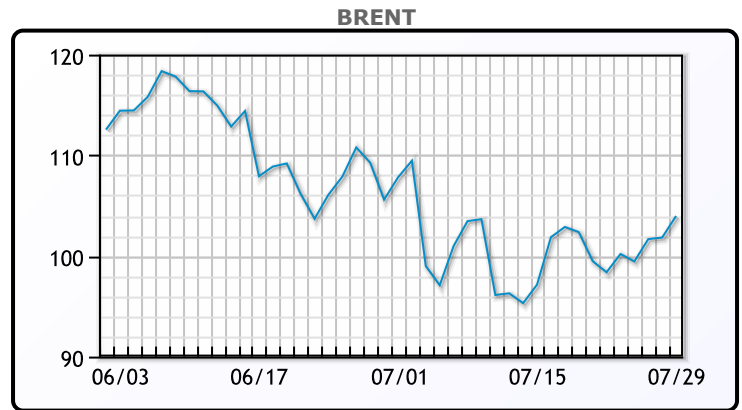
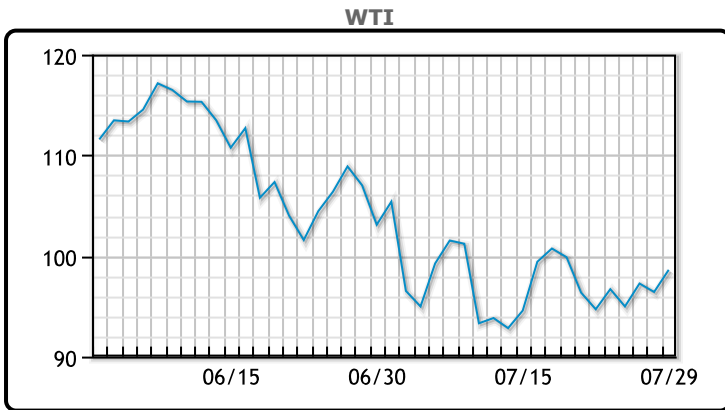
<https://www.pflpetroleum.com>
 1865 Veterans Park Dr. Suite 303
 Naples, Florida 34109
 Phone: 239-390-2885
 Fax: 239-949-0611
 Jul 29, 2022 9:14 PM

Major Energy Futures		
	Settle	Change
Brent	103.97	2.14
Gas Oil	1106.5	2.25
Natural Gas	8.229	-0.42
RBOB	311.32	-5.18
ULSD	354.9	-3
WTI	98.62	2.2

Market Commentary

Oil prices were higher today but both contracts logged losses for the second month in a row. Strengthening oil prices, OPEC+ sources said the group will consider keeping oil output unchanged for September with two saying a modest increase would be discussed. President Biden visited Saudi Arabia earlier this month in hopes of convincing the Kingdom to increase its production. Bad economic numbers have translated to optimism in markets about the Fed slowing its pace of rate hikes. "These days, there has been a lot of macro influences on the oil market with the stock market making a nice rebound and a similar fall in the dollar feeding into (today's prices)," said John Kilduff, partner at Again Capital LLC. The active rig count increased last week for the 23rd month, up 11 rigs month over month. WTI traded up \$2.20 or 2.3% to close at \$98.62. Brent traded up \$2.14 or 2.1% to close at \$103.97.

Crude & Product Markets

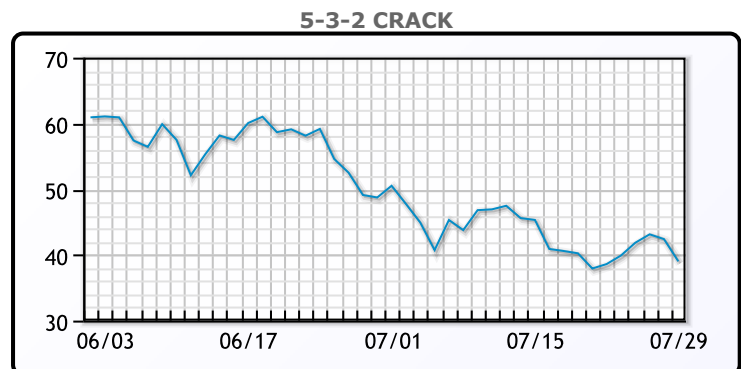
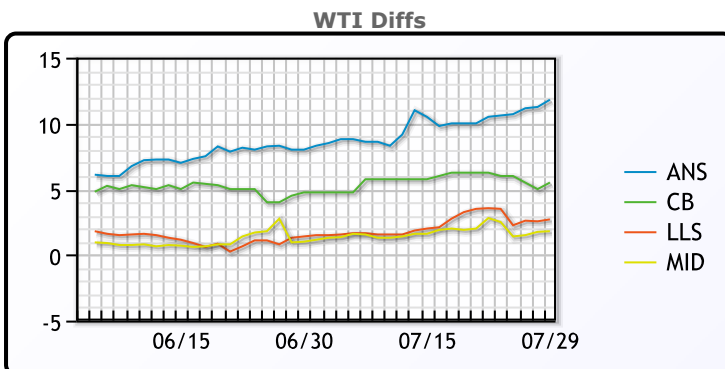


CRUDE

	Last	Week Ago	Month Ago
ANS	110.42	108.45	118.08
BLS	104.12	104.2	114.53
LLS	101.32	101.5	111.28
Mid	100.42	100.75	110.93
WTI	98.62	97.95	109.78

PRODUCTS

	Last	Week Ago	Month Ago
Gulf RBOB	291.82	300.9	377.33
Gulf ULSD	350.9	342.06	395.38
NYH RBOB	350.31	343.28	383.45
NYH ULSD	362.72	348.56	404.05
USGC 3%	88.63	83.13	92.13



3-2-1 Crack



Gulf 3-2-1 Crack



NGLs

MB

	Last	Week Ago	Month Ago
Butane	113.13	110.88	129.63
IsoButane	137.63	146.38	172.63
Natural Gasoline	182.5	181.5	201
Propane	115.38	112.38	122.25

CONWAY

	Last	Week Ago	Month Ago
Butane	125	124.5	137.25
IsoButane	153	158	175
Natural Gasoline	196	217.75	214.63
Propane	111.63	109.63	116.5

MB NON

	Last	Week Ago	Month Ago
Butane	128.63	126.38	142.63
IsoButane	137.63	146.38	172.63
Natural Gasoline	182.5	181.5	200.5
Propane	115.63	112.63	121.63

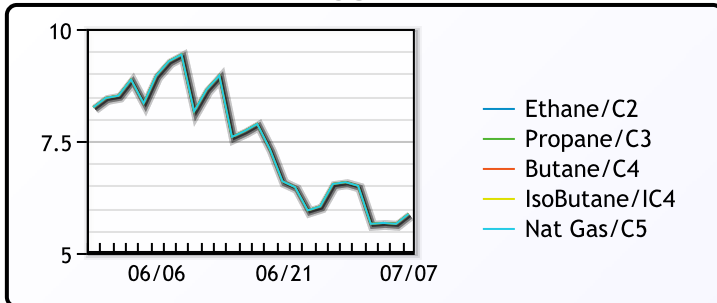
EDMONTON

	Last	Week Ago	Month Ago
Propane	93	91.63	96.5

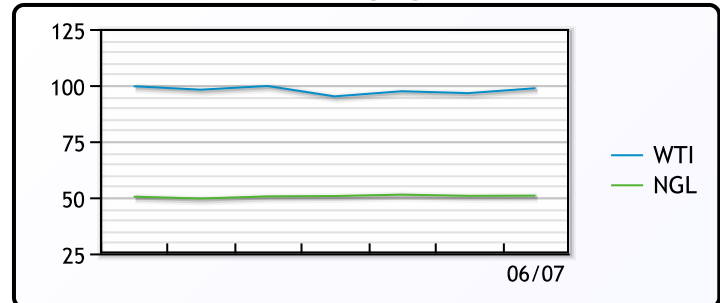
SARNIA

	Last	Week Ago	Month Ago
Propane	135	134.75	142.5

FRAC SPREAD



WTI vs NGL



FX

	Last	Change
CAD	1.2795	-0.0012
DXY	105.903	-0.448
Gold	1765.94	10.1

RATES

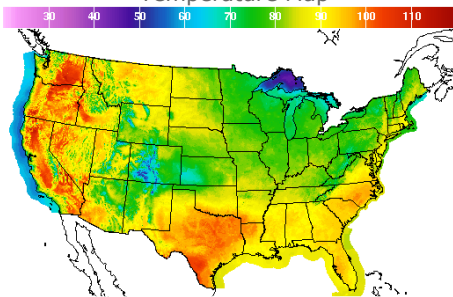
	Last	Change
US 2yr	2.8844	0.0222
US 10yr	2.6487	-0.0272
CAN 10yr	2.61	0

EQUITIES

	Last	Change
Nasdaq	12390.69	228.1
TSX	1187.973	12.623
S&P 500	4130.29	57.86

Weather Data

Temperature Map



City	HIGH °F	LOW °F
Calgary	85	60
Conway	77	53
Cushing	80	69
Denver	82	64
Houston	96	80
Mont Belvieu	93	80
Sarnia	79	58
Williston	90	56

Precipitation Map

