



MARKET DAILY

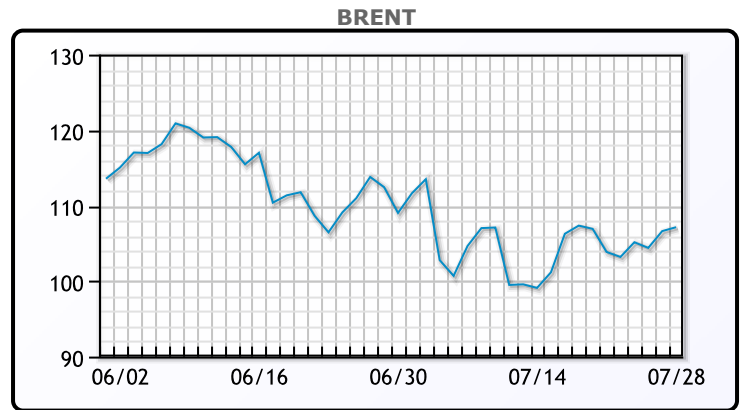
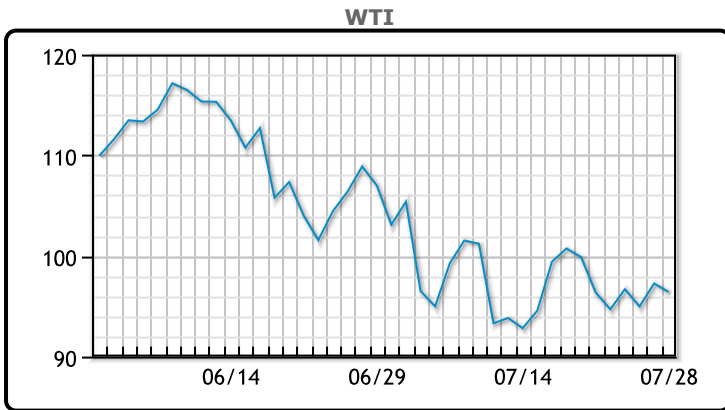
<https://www.pflpetroleum.com>
 1865 Veterans Park Dr. Suite 303
 Naples, Florida 34109
 Phone: 239-390-2885
 Fax: 239-949-0611
 Jul 28, 2022 9:24 PM

Major Energy Futures		
	Settle	Change
Brent	107.14	0.52
Gas Oil	1103.75	2.25
Natural Gas	8.134	-0.42
RBOB	346.46	7.38
ULSD	368.63	-3.1
WTI	96.42	-0.84

Market Commentary

Oil prices were mixed today as today's GDP numbers indicated the US is officially in a technical recession. Recession and demand concerns have been weighing on crude prices for the last few weeks. The US economy "unexpectedly" contracted in the second quarter of this year in tandem with a weaker than expected jobs report. "When we look at recessionary numbers, if it is a slowdown at this point, it's a minor slowdown," said Phil Flynn, an analyst at Price Futures group. "If you look at demand and supply numbers for oil, we're well below average on supply and demand is holding up better than anticipated." Oil executives this week cited a lack of fracking equipment and crews which could slow US crude oil production growth. WTI traded down \$.84 or -.86% to close at \$96.42. Brent traded up \$.52 or .49% to close at \$107.14.

Crude & Product Markets

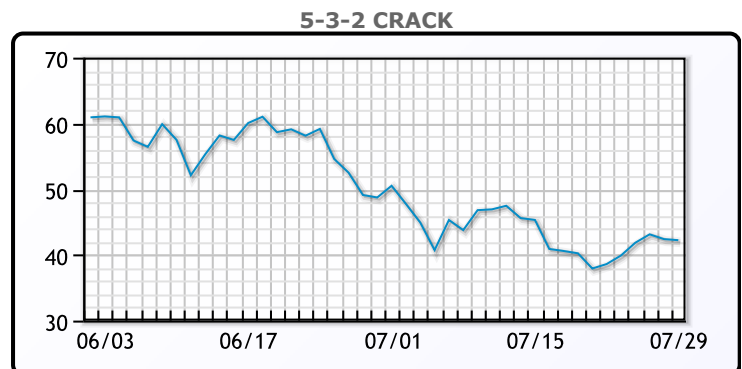
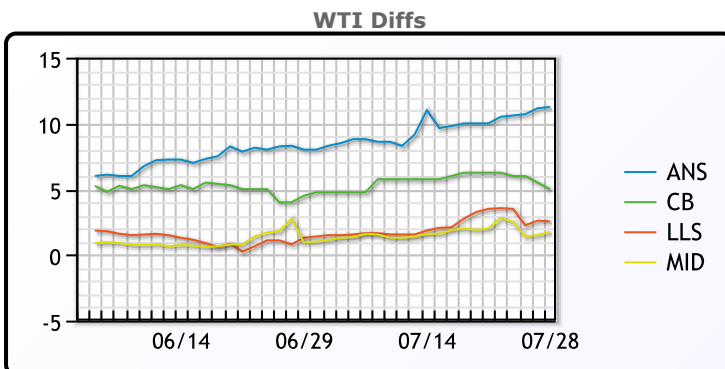


CRUDE

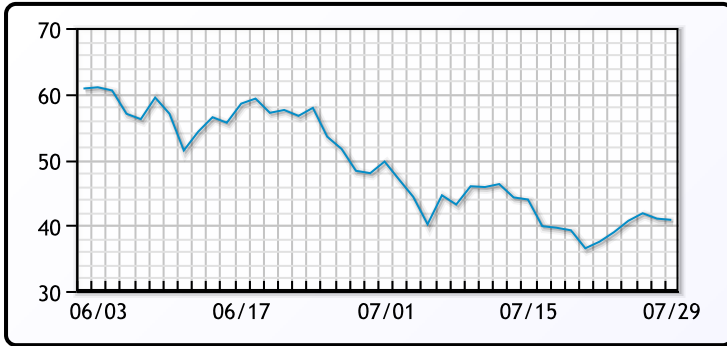
	Last	Week Ago	Month Ago
ANS	107.67	109.5	119.76
BLS	101.42	105.75	116.51
LLS	98.97	103	113.16
Mid	98.17	101.5	112.76
WTI	96.42	99.5	111.76

PRODUCTS

	Last	Week Ago	Month Ago
Gulf RBOB	290.18	298.95	386.42
Gulf ULSD	359.13	355.28	412.35
NYH RBOB	367.96	329.2	394.41
NYH ULSD	368.88	359.4	420.44
USGC 3%	89.63	81.13	93.38



3-2-1 Crack



Gulf 3-2-1 Crack



NGLs

MB

	Last	Week Ago	Month Ago
Butane	111.5	110.63	131.5
IsoButane	134.5	148.13	173.63
Natural Gasoline	181	186	206.13
Propane	113.75	112.25	122.38

MB NON

	Last	Week Ago	Month Ago
Butane	127	126.13	143.5
IsoButane	134.5	148.13	173.63
Natural Gasoline	181	186	205.63
Propane	114	112.5	121.75

CONWAY

	Last	Week Ago	Month Ago
Butane	123	124	137.25
IsoButane	153	160	175
Natural Gasoline	187	217.5	214.63
Propane	110.38	110.25	117.63

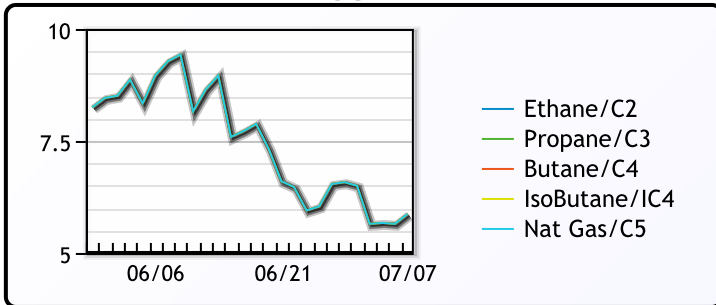
EDMONTON

	Last	Week Ago	Month Ago
Propane	92	92.25	97.63

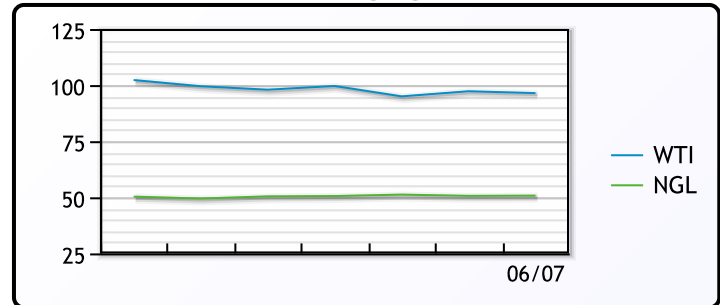
SARNIA

	Last	Week Ago	Month Ago
Propane	133.75	134.75	141.5

FRAC SPREAD



WTI vs NGL



FX

	Last	Change
CAD	1.2811	0.0004
DXY	106.186	-0.165
Gold	1754.38	-1.46

RATES

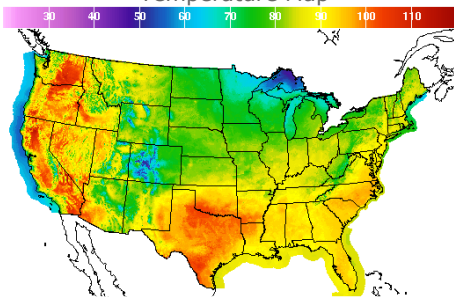
	Last	Change
US 2yr	2.8764	0.0142
US 10yr	2.6814	0.0055
CAN 10yr	2.61	-0.154

EQUITIES

	Last	Change
Nasdaq	12162.59	130.17
TSX	1175.35	9.918
S&P 500	4072.43	48.82

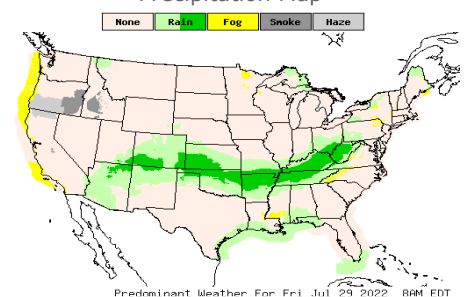
Weather Data

Temperature Map



City	HIGH °F	LOW °F
Calgary	84	57
Conway	70	51
Cushing	93	71
Denver	81	63
Houston	97	81
Mont Belvieu	92	80
Sarnia	80	62
Williston	77	53

Precipitation Map



This report has been prepared by PFL Petroleum Limited personnel for your information only and the views expressed are intended to provide market commentary and are not recommendations. This report is not an offer to sell or a solicitation of any offer to buy any security. The information contained herein has been compiled by PFL from sources believed to be reliable, but no representation or warranty, express or implied, is made by PFL Petroleum Limited, its affiliates or any other person as to its accuracy, completeness or correctness. Copyright 2017 PFL Petroleum Limited. All Rights Reserved