



MARKET DAILY

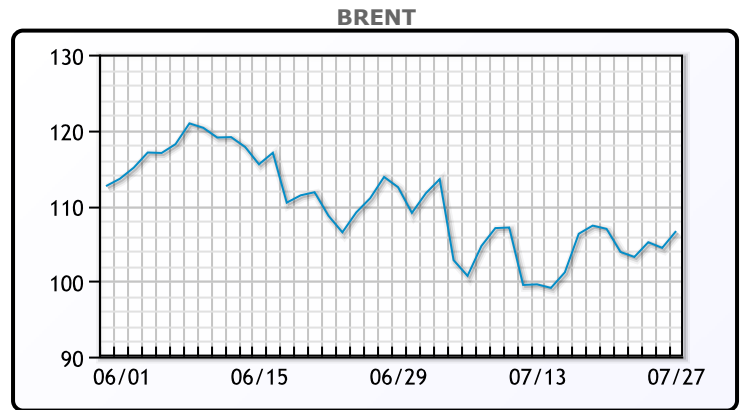
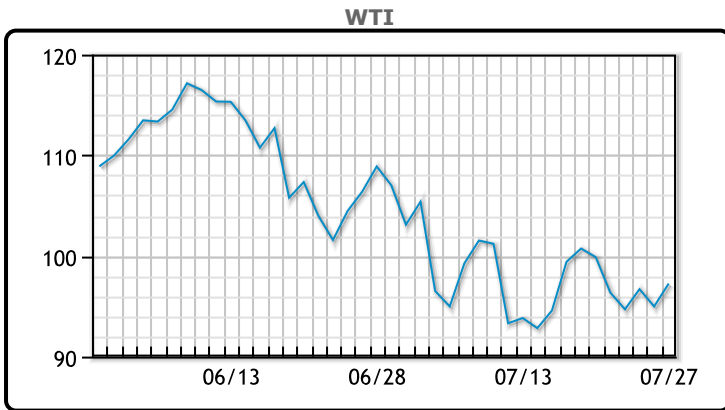
<https://www.pflpetroleum.com>
 1865 Veterans Park Dr. Suite 303
 Naples, Florida 34109
 Phone: 239-390-2885
 Fax: 239-949-0611
 Jul 27, 2022 8:42 PM

Major Energy Futures		
	Settle	Change
Brent	106.62	2.22
Gas Oil	1101.5	32
Natural Gas	8.554	-0.271
RBOB	342.88	7.38
ULSD	371.73	13.34
WTI	97.26	2.28

Market Commentary

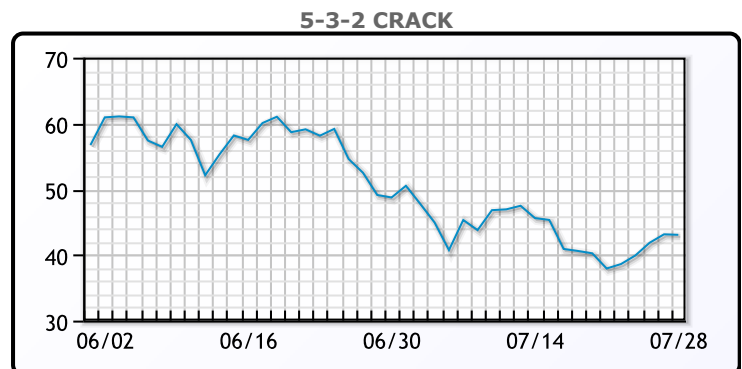
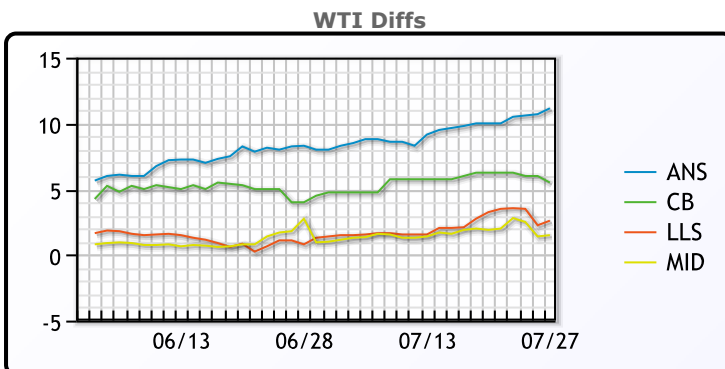
Oil prices were higher today on a larger than expected drop in US crude inventories and cuts of Russian gas flows to Europe. Nord steam is now operating at 20% of total capacity, or roughly half of the 40% capacity it was operating at just a few days ago. US commercial crude inventories fell 4.5MM/bbls as exports surged to an all-time high. Gasoline demand also rebounded, up 8.5% week over week. "All talk about demand destruction stopped in its tracks in this report...the situation has changed dramatically in two weeks," said Bob Yawger, director of energy futures at Mizuho. The federal reserved decided, as expected, to raise interest rates by 75 bps. WTI traded up \$2.38 or 2.4% to close at \$97.26. Brent traded up \$3.08 or 2.95% to close at \$107.48.

Crude & Product Markets



CRUDE			
	Last	Week Ago	Month Ago
ANS	108.41	112.26	117.57
BLS	102.76	108.51	114.07
LLS	99.86	105.51	110.87
Mid	98.76	104.16	110.52
WTI	97.26	102.26	109.57

PRODUCTS			
	Last	Week Ago	Month Ago
Gulf RBOB	308.11	314.04	375.49
Gulf ULSD	363.88	356.93	417.02
NYH RBOB	355.75	338.31	384.62
NYH ULSD	371.98	360.71	423.27
USGC 3%	86.63	84.13	90.88



3-2-1 Crack



Gulf 3-2-1 Crack



NGLs

MB

	Last	Week Ago	Month Ago
Butane	112.38	112.63	130
IsoButane	137.88	153.13	172
Natural Gasoline	184	190.5	202
Propane	113.75	113.38	121

MB NON

	Last	Week Ago	Month Ago
Butane	127.88	128.13	142
IsoButane	137.88	153.13	172
Natural Gasoline	184	190.5	201.75
Propane	114	113.38	121

CONWAY

	Last	Week Ago	Month Ago
Butane	124.5	125.25	135.5
IsoButane	153	166	176
Natural Gasoline	199.5	222	206.87
Propane	111	112	116.25

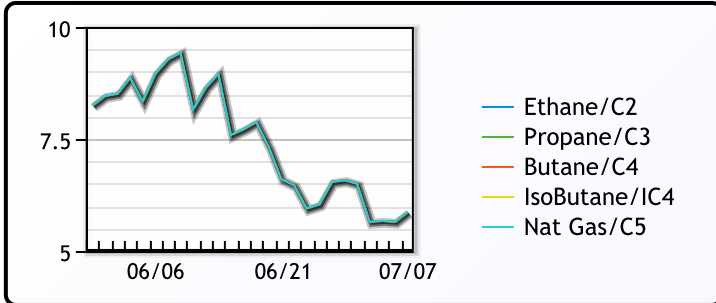
EDMONTON

	Last	Week Ago	Month Ago
Propane	92	94	96.25

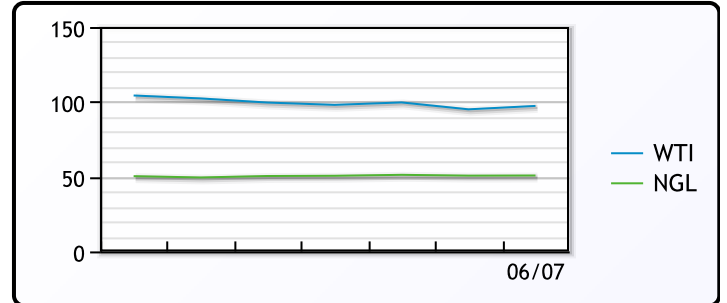
SARNIA

	Last	Week Ago	Month Ago
Propane	134.75	134.75	141.5

FRAC SPREAD



WTI vs NGL



FX

	Last	Change
CAD	1.2829	0.0004
DXY	106.519	0.067
Gold	1737.8	3.61

RATES

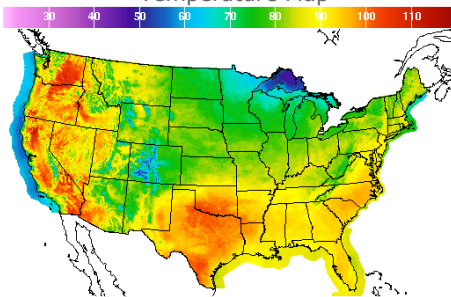
	Last	Change
US 2yr	2.9817	-0.0162
US 10yr	2.7612	-0.0237
CAN 10yr	2.764	-0.053

EQUITIES

	Last	Change
Nasdaq	12032.42	469.85
TSX	1165.432	16.836
S&P 500	4023.61	102.56

Weather Data

Temperature Map



City	HIGH °F	LOW °F
Calgary	81	57
Conway	66	55
Cushing	105	78
Denver	88	67
Houston	95	81
Mont Belvieu	93	79
Sarnia	77	62
Williston	74	57

Precipitation Map

