



MARKET DAILY

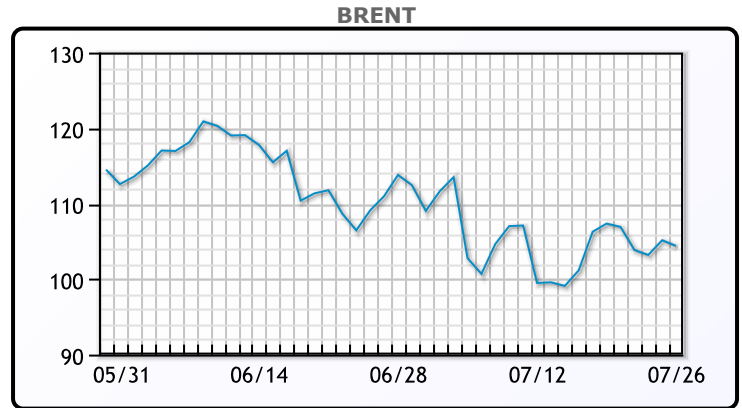
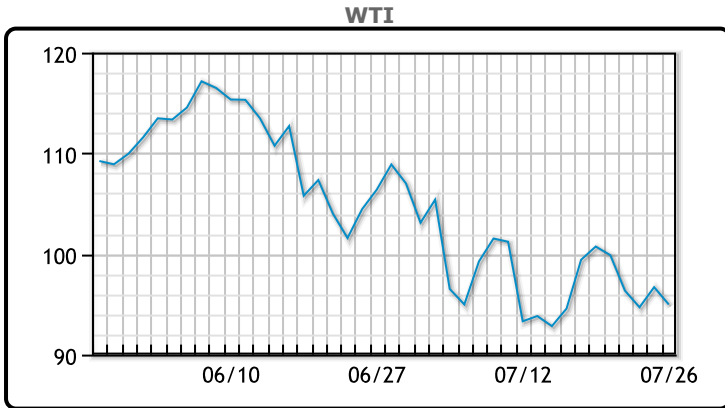
<https://www.pflpetroleum.com>
 1865 Veterans Park Dr. Suite 303
 Naples, Florida 34109
 Phone: 239-390-2885
 Fax: 239-949-0611
 Jul 26, 2022 7:35 PM

Major Energy Futures		
	Settle	Change
Brent	104.4	-0.75
Gas Oil	1069.5	-11.75
Natural Gas	8.993	0.266
RBOB	335.5	-2.7
ULSD	358.39	6.73
WTI	94.98	-1.72

Market Commentary

Oil prices were lower today as investors were worried about a bad consumer confidence report and another 20MM/bbls release from the SPR. The SPR release was part of a previous plan to tap the facility in an effort to tame prices. "The market reacts to these SPR announcement and has helped keep a lid on things, to an extent," said John Kilduff, partner at Again Capital LLC in New York. U.S. consumer confidence dropped to nearly a 1-1/2-year low in July on nagging worries about inflation and rising interest rates, a Conference Board survey showed. Germany, Europe's biggest economy, may have to ration gas to industry to keep its citizens warm during the winter months and power prices in London spiked 5000% today during a bad heat wave. WTI traded down \$1.72 or -1.78% to close at \$94.98. Brent traded down \$.75 or 0.71% to close at \$104.4.

Crude & Product Markets

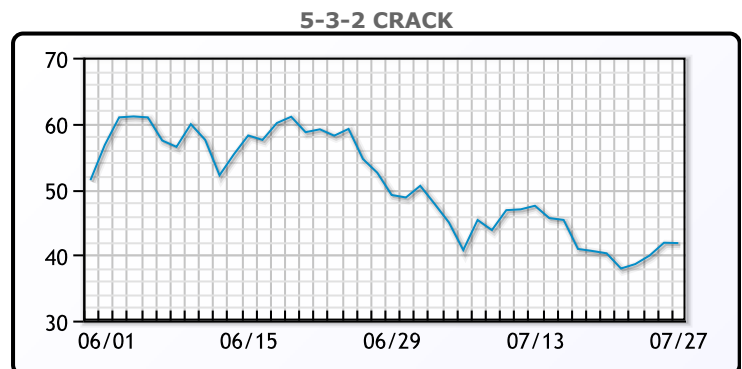
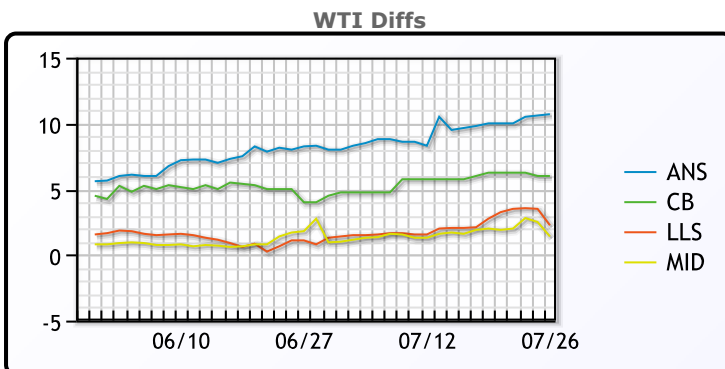


CRUDE

	Last	Week Ago	Month Ago
ANS	105.68	114.22	117.77
BLS	100.98	110.47	113.47
LLS	97.23	106.97	110.27
Mid	96.38	106.22	112.22
WTI	94.98	104.22	109.47

PRODUCTS

	Last	Week Ago	Month Ago
Gulf RBOB	301.68	316.25	381.17
Gulf ULSD	353.52	358.93	429.42
NYH RBOB	360.5	348.75	391.48
NYH ULSD	358.77	363.93	437.04
USGC 3%	84.63	85.13	88.88



3-2-1 Crack



Gulf 3-2-1 Crack



NGLs

MB

	Last	Week Ago	Month Ago
Butane	111.13	112.25	123.25
IsoButane	139.62	157.75	171.25
Natural Gasoline	180.5	192	204
Propane	112.63	114.13	118.75

CONWAY

	Last	Week Ago	Month Ago
Butane	124	124.75	135
IsoButane	153	165	171
Natural Gasoline	208	238	207
Propane	109.38	112.38	114.88

MB NON

	Last	Week Ago	Month Ago
Butane	126.63	127.75	141.25
IsoButane	139.62	157.75	171.25
Natural Gasoline	180.5	192	203.88
Propane	112.88	114.13	118.25

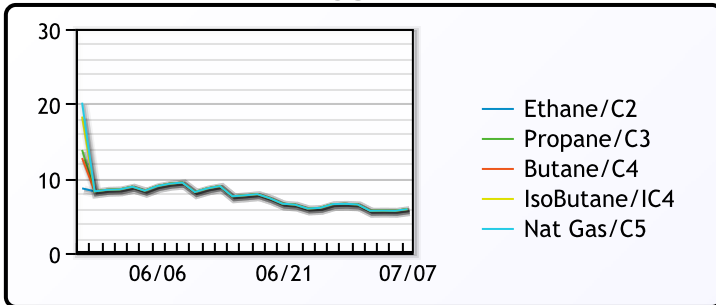
EDMONTON

	Last	Week Ago	Month Ago
Propane	90.38	94.88	94.88

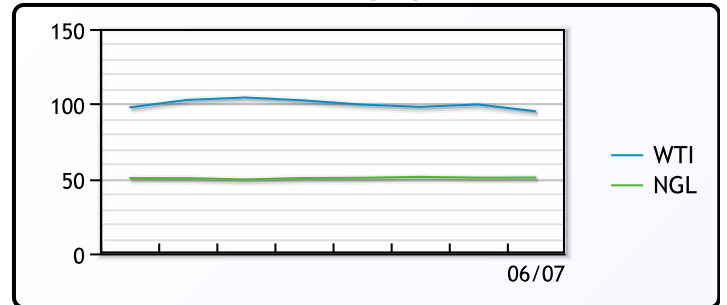
SARNIA

	Last	Week Ago	Month Ago
Propane	134.75	132	143.25

FRAC SPREAD



WTI vs NGL



FX

	Last	Change
CAD	1.2873	-0.0014
DXY	107.189	0.706
Gold	1718.38	1.06

RATES

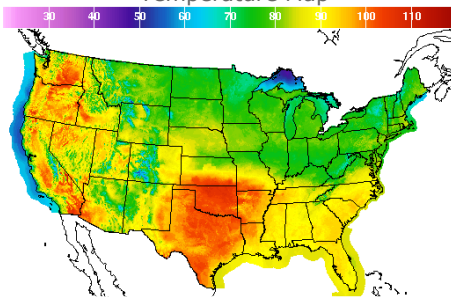
	Last	Change
US 2yr	3.0528	0.0367
US 10yr	2.8068	0.0109
CAN 10yr	2.817	-0.043

EQUITIES

	Last	Change
Nasdaq	11562.57	-220.1
TSX	1148.596	-7.753
S&P 500	3921.05	-45.79

Weather Data

Temperature Map



City	HIGH °F	LOW °F
Calgary	74	53
Conway	75	61
Cushing	108	81
Denver	87	71
Houston	95	81
Mont Belvieu	93	80
Sarnia	76	59
Williston	76	57

Precipitation Map

