



# MARKET DAILY

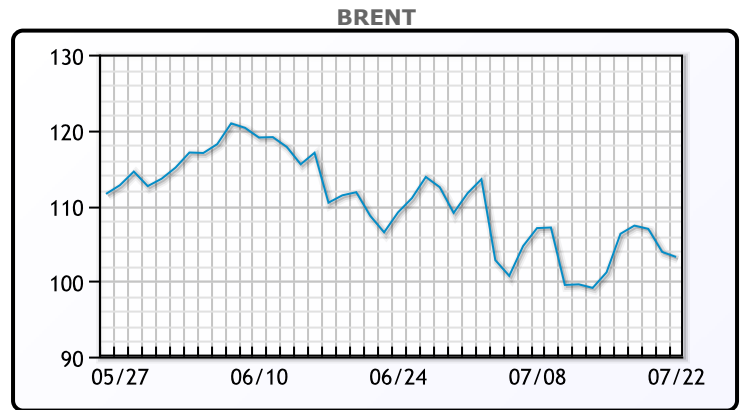
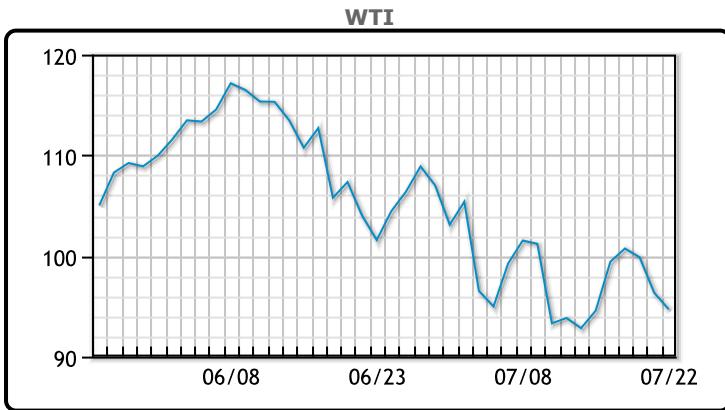
<https://www.pflpetroleum.com>  
 1865 Veterans Park Dr. Suite 303  
 Naples, Florida 34109  
 Phone: 239-390-2885  
 Fax: 239-949-0611  
 Jul 22, 2022 6:04 PM

Major Energy Futures		
	Settle	Change
Brent	103.2	-0.26
Gas Oil	1067.5	-45.25
Natural Gas	8.299	-0.075
RBOB	322.28	-12.59
ULSD	345.56	-1.4
WTI	94.7	-1.65

**Market Commentary**

Crude prices traded down today with US crude settling below \$95 for the first time since April in another choppy session. WTI is lower week over the week for the third straight week after data showed gasoline demand down 8% from this time last year. The EU is adjusting sanctions on Russia, allowing Rosneft and Gazprom to ship oil to third party countries in a bid to limit the risks to global energy security. Under tweaks to sanctions on Russia that came into force on Friday payments related to purchases of Russian seaborne crude oil by EU companies would not be banned. Companies like Vitol and Total can now buy Russian seaborne crude and export it to third countries. "Short term that definitely is a negative headline that probably gave us a little bit of a sell-off here," said Phil Flynn, an analyst at Price Futures group. WTI traded down \$1.65 or -1.71% to close at \$94.70. Brent traded down \$.26 or -.25% to close at \$101.60.

## Crude & Product Markets

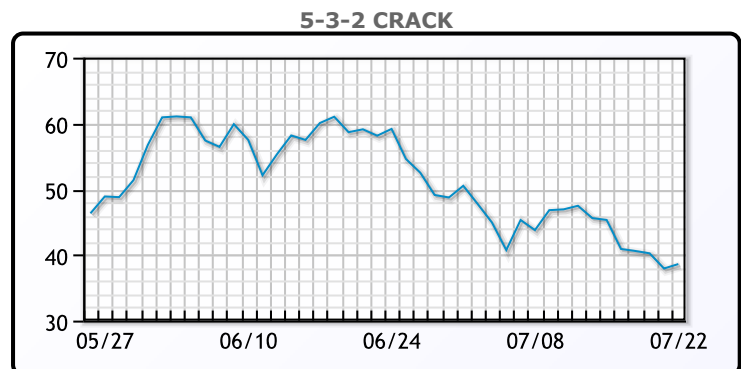
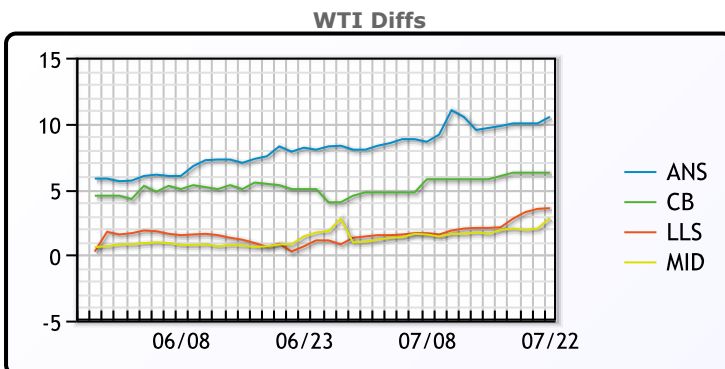


**CRUDE**

	Last	Week Ago	Month Ago
ANS	108.45	107.24	115.69
BLS	104.2	103.34	112.69
LLS	101.5	99.64	108.79
Mid	100.75	99.19	109.39
WTI	97.95	97.59	107.69

**PRODUCTS**

	Last	Week Ago	Month Ago
Gulf RBOB	300.9	307.32	382.91
Gulf ULSD	342.06	367.9	435.58
NYH RBOB	343.28	345.32	388.41
NYH ULSD	348.56	373.9	441.58
USGC 3%	83.13	79.88	87.63



**3-2-1 Crack**



**Gulf 3-2-1 Crack**



**NGLs**

**MB**

	Last	Week Ago	Month Ago
Butane	110.88	108.13	121
IsoButane	146.38	152.13	163
Natural Gasoline	181.5	184	193.88
Propane	112.38	110.75	121.75

**MB NON**

	Last	Week Ago	Month Ago
Butane	126.38	124.13	142
IsoButane	146.38	152.13	163
Natural Gasoline	181.5	184	193.38
Propane	112.63	111	121.38

**CONWAY**

	Last	Week Ago	Month Ago
Butane	124.5	120	134.5
IsoButane	158	159.75	158
Natural Gasoline	217.75	220	196
Propane	109.63	110.5	118

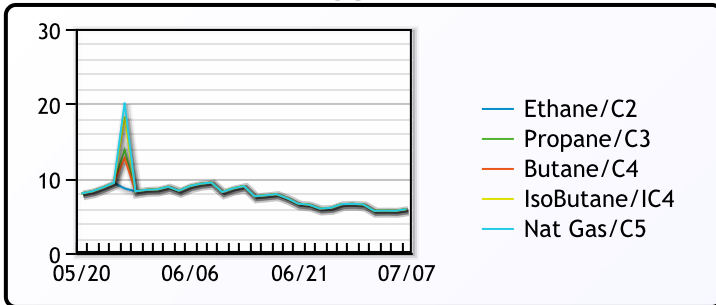
**EDMONTON**

	Last	Week Ago	Month Ago
Propane	91.63	93	98

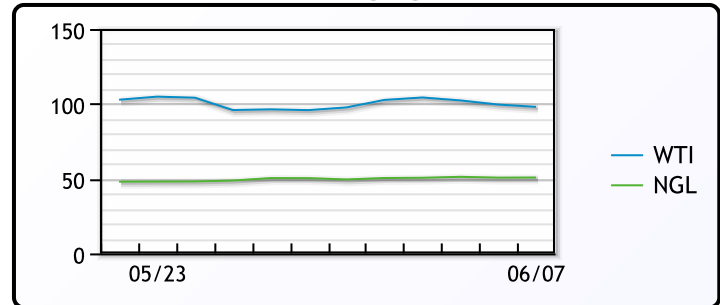
**SARNIA**

	Last	Week Ago	Month Ago
Propane	134.75	134	143.25

**FRAC SPREAD**



**WTI vs NGL**



**FX**

	Last	Change
CAD	1.2916	0.0048
DXY	106.545	-0.365
Gold	1727.64	8.83

**RATES**

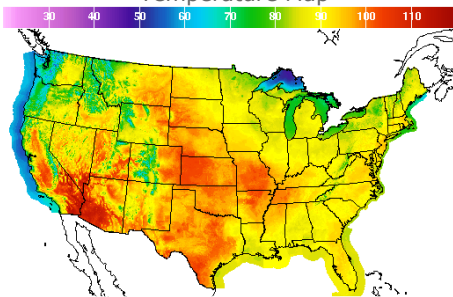
	Last	Change
US 2yr	2.97	-0.115
US 10yr	2.7504	-0.1243
CAN 10yr	2.835	-0.115

**EQUITIES**

	Last	Change
Nasdaq	11834.11	-225.5
TSX	1149.48	-3.947
S&P 500	3961.63	-37.32

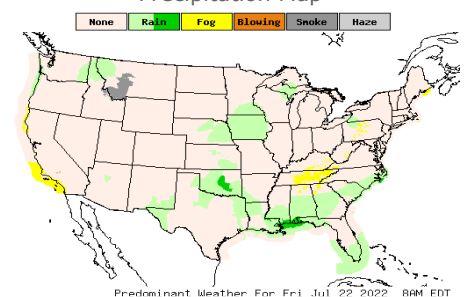
**Weather Data**

**Temperature Map**



City	HIGH °F	LOW °F
Calgary	68	52
Conway	83	60
Cushing	100	73
Denver	95	74
Houston	96	81
Mont Belvieu	93	80
Sarnia	88	66
Williston	96	64

**Precipitation Map**



This report has been prepared by PFL Petroleum Limited personnel for your information only and the views expressed are intended to provide market commentary and are not recommendations. This report is not an offer to sell or a solicitation of any offer to buy any security. The information contained herein has been compiled by PFL from sources believed to be reliable, but no representation or warranty, express or implied, is made by PFL Petroleum Limited, its affiliates or any other person as to its accuracy, completeness or correctness. Copyright 2017 PFL Petroleum Limited. All Rights Reserved