



MARKET DAILY

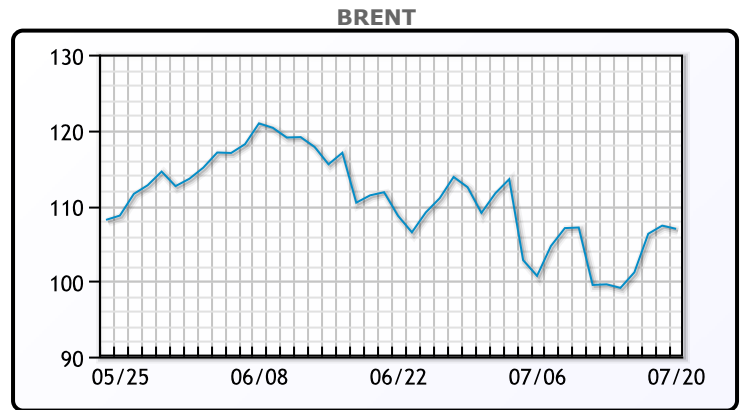
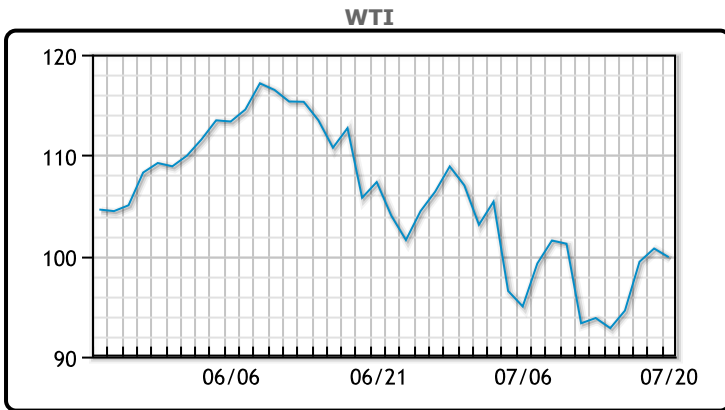
<https://www.pflpetroleum.com>
 1865 Veterans Park Dr. Suite 303
 Naples, Florida 34109
 Phone: 239-390-2885
 Fax: 239-949-0611
 Jul 21, 2022 6:17 PM

Major Energy Futures		
	Settle	Change
Brent	106.92	-0.43
Gas Oil	1071.75	-47
Natural Gas	8.007	0.743
RBOB	327.54	-3.21
ULSD	360.43	-2.25
WTI	99.88	-0.86

Market Commentary

Oil prices were lower today, trading down on higher gasoline inventories and lower product demand. Gasoline futures also sank today. "If you don't need the gasoline, then you don't need the crude oil to make the gasoline, and that's the math that's killing crude oil right now," said Robert Yawger, executive director of energy futures at Mizuho. Trading volumes have been thin and prices remain volatile. The ECB today followed other central banks and raised rates today, stoking further demand worries. WTI traded down \$3.53 or -3.5% to close at \$96.35. Brent traded down \$3.06 or -2.9% to close at \$103.86.

Crude & Product Markets

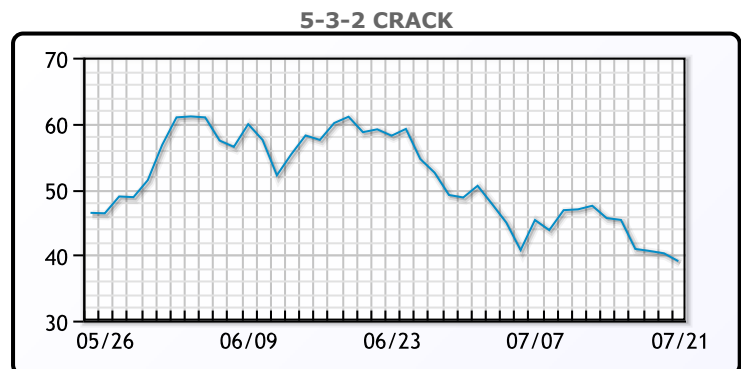
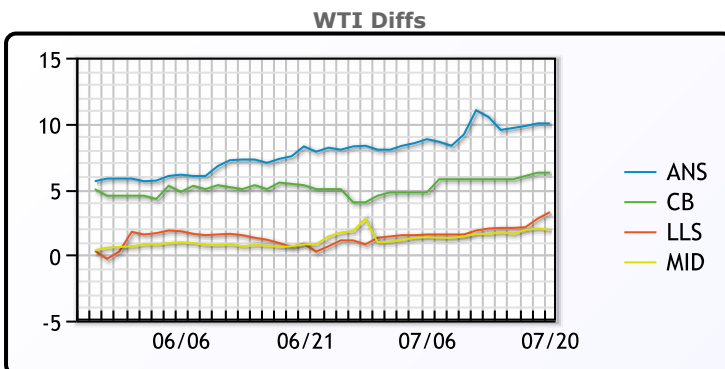


CRUDE

	Last	Week Ago	Month Ago
ANS	112.26	106.8	117.41
BLS	108.51	102.05	114.56
LLS	105.51	98.3	109.81
Mid	104.16	97.9	110.36
WTI	102.26	96.3	109.56

PRODUCTS

	Last	Week Ago	Month Ago
Gulf RBOB	314.04	313.87	379.43
Gulf ULSD	356.93	367.09	430.48
NYH RBOB	338.31	341.87	385.3
NYH ULSD	360.71	372.59	442.98
USGC 3%	84.13	75.88	90.38



3-2-1 Crack



Gulf 3-2-1 Crack



NGLs

MB

	Last	Week Ago	Month Ago
Butane	112.63	116.38	119.75
IsoButane	153.13	154.38	155.75
Natural Gasoline	190.5	186.75	196.75
Propane	113.38	113	119.5

CONWAY

	Last	Week Ago	Month Ago
Butane	125.25	125	133
IsoButane	166	165.25	157
Natural Gasoline	222	208	203.5
Propane	112	111.5	116.63

MB NON

	Last	Week Ago	Month Ago
Butane	128.13	126.38	139.75
IsoButane	153.13	154.38	155.75
Natural Gasoline	190.5	186.75	196.25
Propane	113.38	113.13	119.13

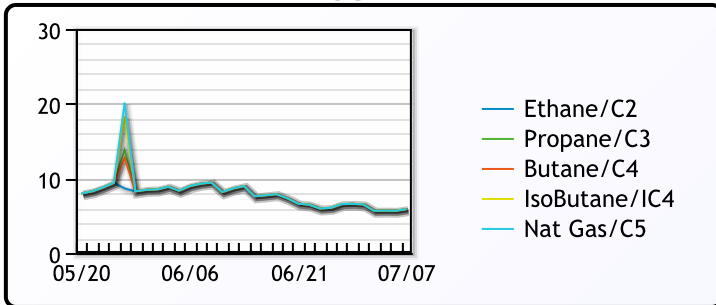
EDMONTON

	Last	Week Ago	Month Ago
Propane	94	94	96.63

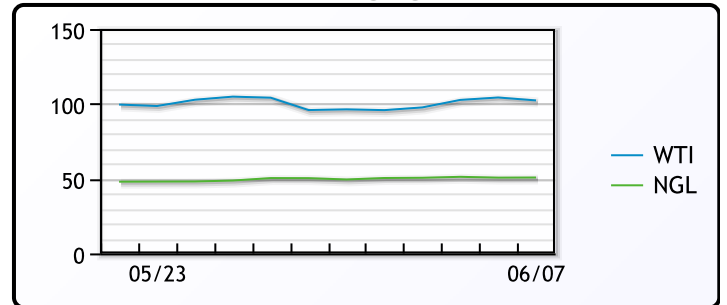
SARNIA

	Last	Week Ago	Month Ago
Propane	134.75	139.25	141

FRAC SPREAD



WTI vs NGL



FX

	Last	Change
CAD	1.2891	0.0007
DXY	107.076	0.394
Gold	1695.13	-1.45

RATES

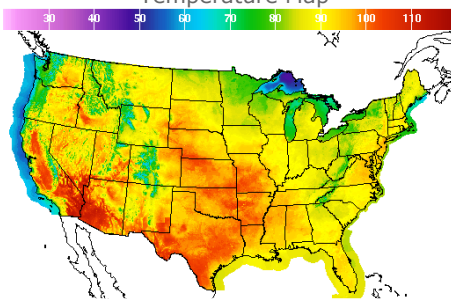
	Last	Change
US 2yr	3.2272	-0.0102
US 10yr	3.0265	0.0056
CAN 10yr	3.118	0.031

EQUITIES

	Last	Change
Nasdaq	11897.65	184.5
TSX	1150.071	4.228
S&P 500	3959.9	23.21

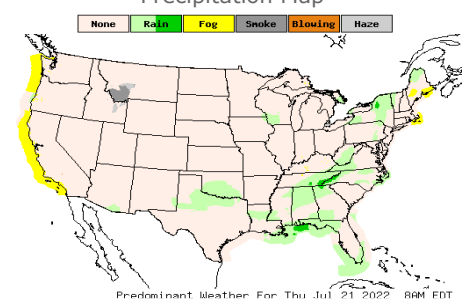
Weather Data

Temperature Map



City	HIGH °F	LOW °F
Calgary	81	53
Conway	80	60
Cushing	104	71
Denver	94	71
Houston	100	81
Mont Belvieu	95	79
Sarnia	87	68
Williston	84	61

Precipitation Map



This report has been prepared by PFL Petroleum Limited personnel for your information only and the views expressed are intended to provide market commentary and are not recommendations. This report is not an offer to sell or a solicitation of any offer to buy any security. The information contained herein has been compiled by PFL from sources believed to be reliable, but no representation or warranty, express or implied, is made by PFL Petroleum Limited, its affiliates or any other person as to its accuracy, completeness or correctness. Copyright 2017 PFL Petroleum Limited. All Rights Reserved