



MARKET DAILY

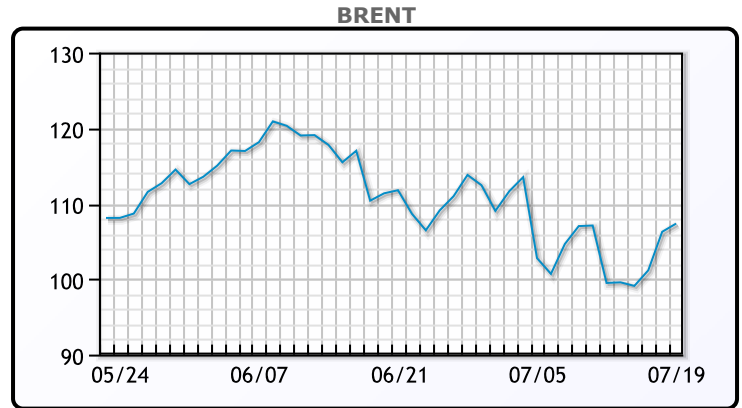
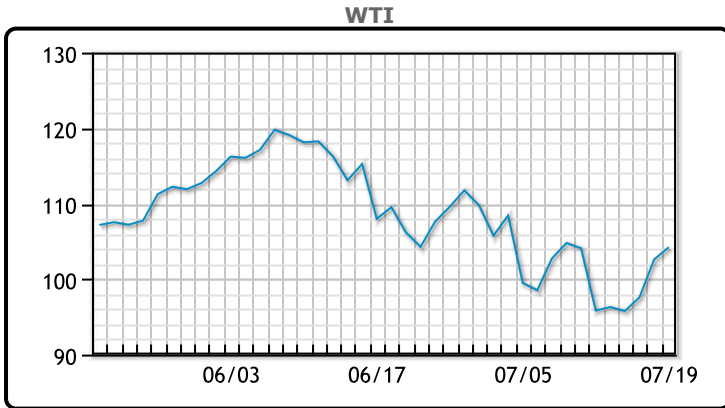
<https://www.pflpetroleum.com>
 1865 Veterans Park Dr. Suite 303
 Naples, Florida 34109
 Phone: 239-390-2885
 Fax: 239-949-0611
 Jul 19, 2022 6:35 PM

Major Energy Futures		
	Settle	Change
Brent	107.35	1.08
Gas Oil	1068.25	2.75
Natural Gas	7.264	-0.215
RBOB	330.75	4.32
ULSD	362.68	-2.87
WTI	104.22	1.62

Market Commentary

Oil prices were higher today, with Brent touching two week highs in a volatile trade session. "Crude oil has staged an incredible turnaround today," said Robert Yawger, executive director of energy futures at Mizuho. "There was no big red bullish headline to greenlight the rally, but the combination of beaten down open interest and low trade volume will often encourage wild price swings," Yawger said. The U.S. 3:2:1 and gasoline crack spreads - measures of refining profit margins - both fell to their lowest since April in a sign of weakening product demand. EIA reports tomorrow are expected to show rising crude inventories. WTI traded up \$1.62 or 1.58% to close at \$104.22. Brent traded up \$1.08 or 1.02% to close at \$107.35

Crude & Product Markets

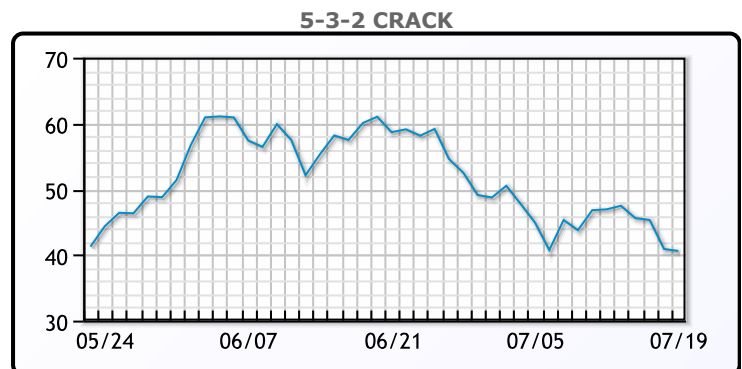
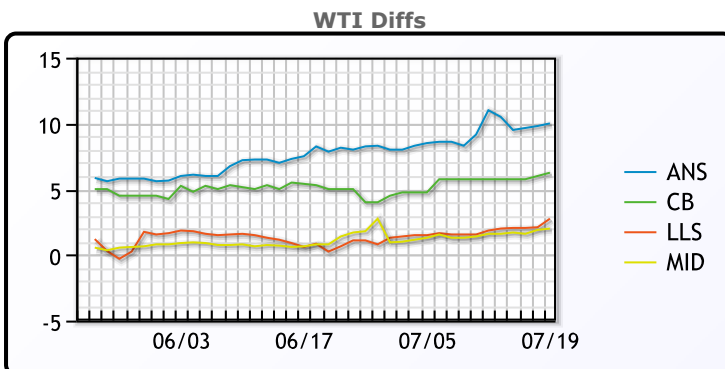


CRUDE

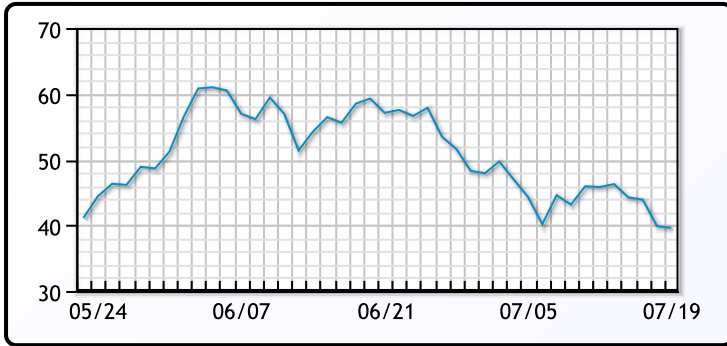
	Last	Week Ago	Month Ago
ANS	114.22	106.84	117.41
BLS	110.47	101.59	114.56
LLS	106.97	97.69	109.81
Mid	106.22	97.44	110.36
WTI	104.22	95.84	109.56

PRODUCTS

	Last	Week Ago	Month Ago
Gulf RBOB	316.25	319.96	379.43
Gulf ULSD	358.93	367.76	430.48
NYH RBOB	348.75	340.33	385.3
NYH ULSD	363.93	374.76	442.98
USGC 3%	85.13	76.13	90.38



3-2-1 Crack



Gulf 3-2-1 Crack



NGLs

MB

	Last	Week Ago	Month Ago
Butane	117.5	118.75	125.375
IsoButane	154.5	158.75	154.375
Natural Gasoline	192	188.5	196.75
Propane	114	114.5	119.625

CONWAY

	Last	Week Ago	Month Ago
Butane	124.75	127	134
IsoButane	168	166	156
Natural Gasoline	233	207	204
Propane	112.75	113	115

MB NON

	Last	Week Ago	Month Ago
Butane	127.5	128.75	139.375
IsoButane	154.5	158.75	154.375
Natural Gasoline	191.5	188.5	196
Propane	114.13	114.63	119.13

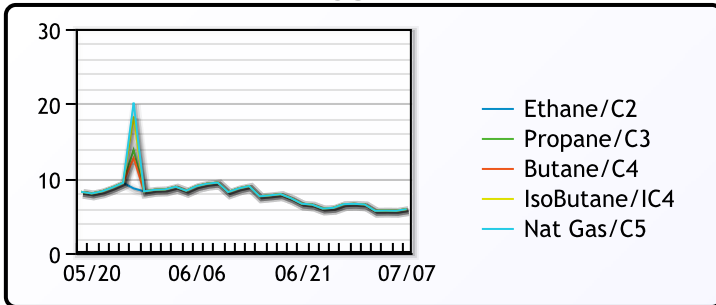
EDMONTON

	Last	Week Ago	Month Ago
Propane	94.88	95.25	96.63

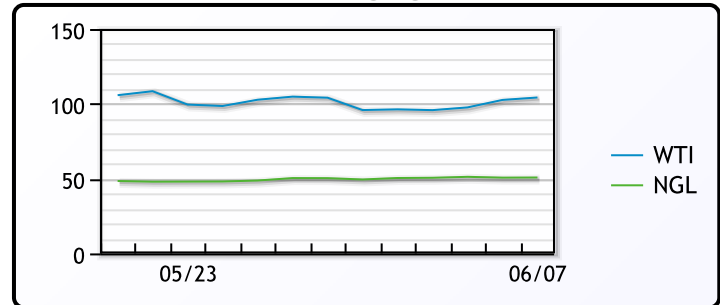
SARNIA

	Last	Week Ago	Month Ago
Propane	132	139.25	141

FRAC SPREAD



WTI vs NGL



FX

	Last	Change
CAD	1.2872	0.0002
DXY	106.691	-0.675
Gold	1711.36	-0.31

RATES

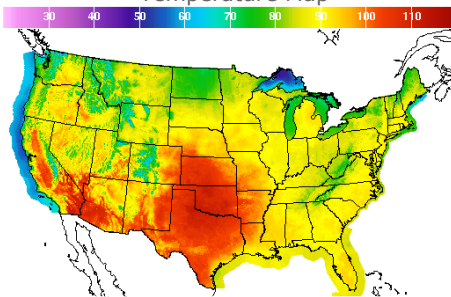
	Last	Change
US 2yr	3.2374	0.063
US 10yr	3.0209	0.0354
CAN 10yr	3.087	0.013

EQUITIES

	Last	Change
Nasdaq	11713.15	353.1
TSX	1145.843	20.272
S&P 500	3936.69	105.84

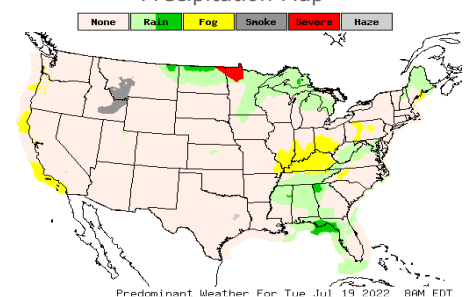
Weather Data

Temperature Map



City	HIGH °F	LOW °F
Calgary	83	54
Conway	75	61
Cushing	109	71
Denver	94	75
Houston	99	80
Mont Belvieu	95	80
Sarnia	88	66
Williston	79	61

Precipitation Map



This report has been prepared by PFL Petroleum Limited personnel for your information only and the views expressed are intended to provide market commentary and are not recommendations. This report is not an offer to sell or a solicitation of any offer to buy any security. The information contained herein has been compiled by PFL from sources believed to be reliable, but no representation or warranty, express or implied, is made by PFL Petroleum Limited, its affiliates or any other person as to its accuracy, completeness or correctness. Copyright 2017 PFL Petroleum Limited. All Rights Reserved