



MARKET DAILY

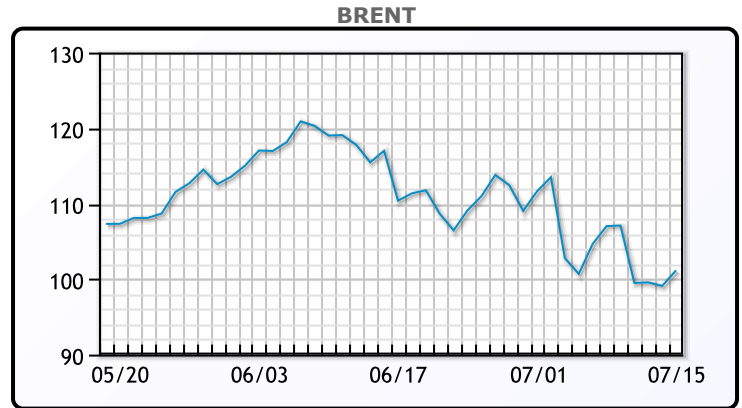
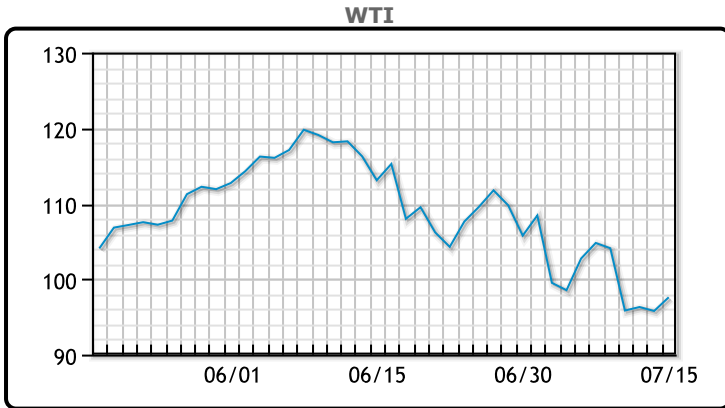
<https://www.pflpetroleum.com>
 1865 Veterans Park Dr. Suite 303
 Naples, Florida 34109
 Phone: 239-390-2885
 Fax: 239-949-0611
 Jul 18, 2022 6:43 PM

Major Energy Futures		
	Settle	Change
Brent	101.16	5.11
Gas Oil	1112.5	-28.25
Natural Gas	7.016	-0.089
RBOB	321.32	-4.69
ULSD	369.9	-1.65
WTI	97.59	5.01

Market Commentary

Oil prices rallied today as Gazprom officially declared force majeure on its supplies to a "European Customer" (Germany). They will be halting supplies to the region indefinitely, which will lead manufacturing and utilities to transition to oil over gas. European nations are already taking measures (dimming streetlights, restating power plants) and asking citizens to turn down the thermostat. A weaker dollar, driven by overblown fears of a larger than expected rate hike by the Fed has been helping prices. "Today's strong advance resulted largely from a sizable and broad-based weakening in the U.S. dollar that has been providing a key driver behind daily oil price swings during the past several weeks," said Jim Ritterbusch, president of Ritterbusch and Associates LLC in Galena, Illinois. TC also declared force majeure on its Keystone pipeline and causing basis to narrow on some Canadian crude grades. WTI traded up \$5.01 or 5.13% to close at \$102.60. Brent traded up \$5.11 or 5.05% to close at \$106.27.

Crude & Product Markets

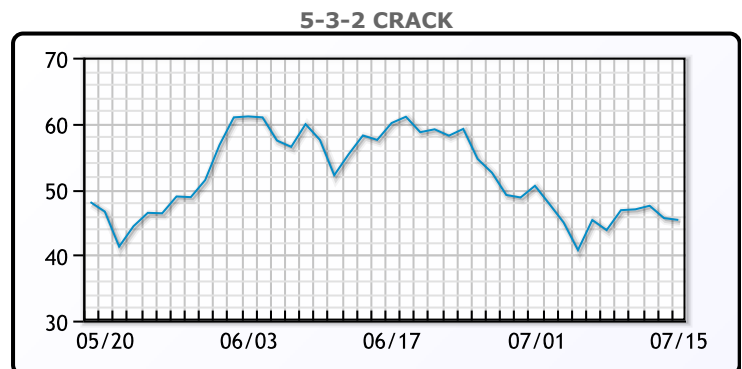
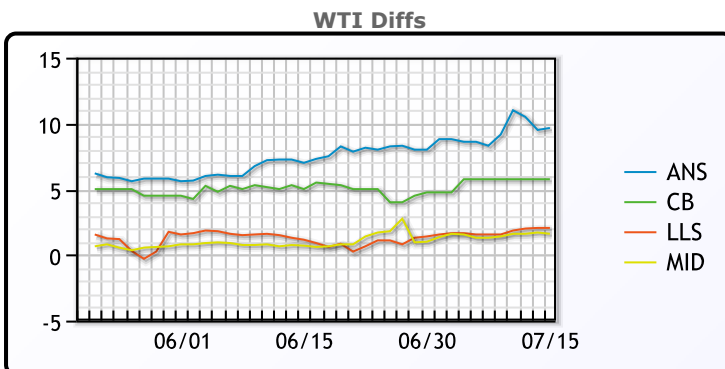


CRUDE

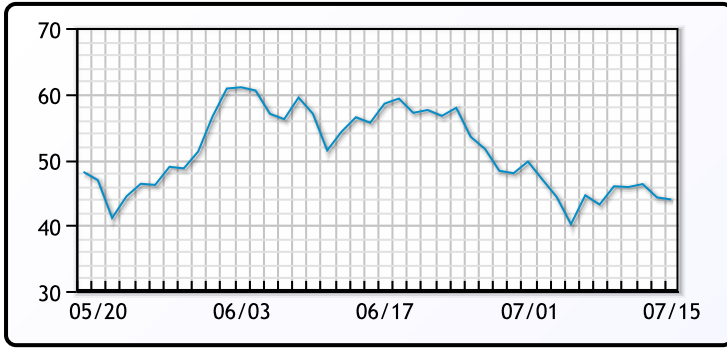
	Last	Week Ago	Month Ago
ANS	107.24	113.09	122.81
BLS	103.34	110.54	120.71
LLS	99.64	106.34	115.91
Mid	99.19	106.09	115.96
WTI	97.59	104.79	115.31

PRODUCTS

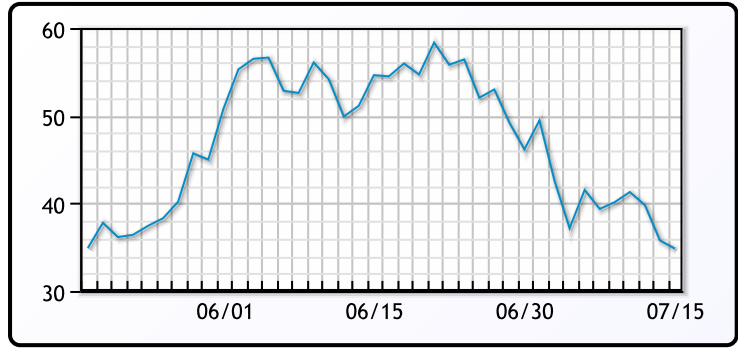
	Last	Week Ago	Month Ago
Gulf RBOB	307.32	342.71	391.42
Gulf ULSD	367.9	368.79	452.7
NYH RBOB	345.32	357.21	397.92
NYH ULSD	373.9	376.54	460.7
USGC 3%	79.88	83.13	95.13



3-2-1 Crack



Gulf 3-2-1 Crack



NGLs

MB

	Last	Week Ago	Month Ago
Butane	108.13	123	117.5
IsoButane	152.13	151	151.5
Natural Gasoline	184	203.5	200.5
Propane	110.75	118.5	118.38

CONWAY

	Last	Week Ago	Month Ago
Butane	120	125	132
IsoButane	159.75	165.25	150
Natural Gasoline	220	211	206.25
Propane	110.5	113	116.75

MB NON

	Last	Week Ago	Month Ago
Butane	124.13	133	137.5
IsoButane	152.13	151	151.5
Natural Gasoline	184	203.75	200
Propane	111	118.63	118

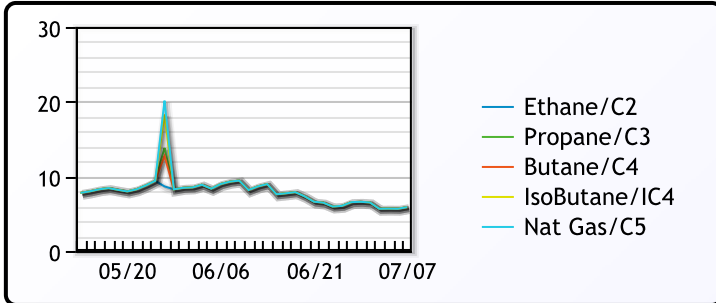
EDMONTON

	Last	Week Ago	Month Ago
Propane	93	95.5	97.75

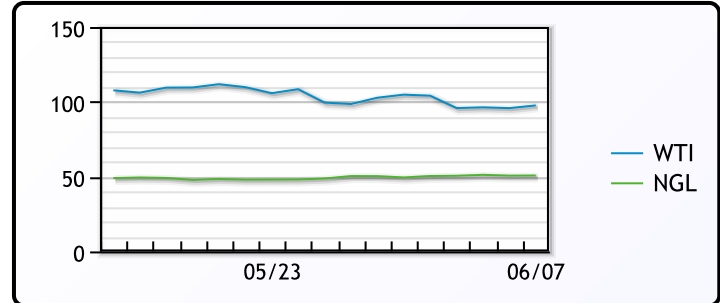
SARNIA

	Last	Week Ago	Month Ago
Propane	134	139	141

FRAC SPREAD



WTI vs NGL



FX

	Last	Change
CAD	1.3032	-0.0086
DXY	107.983	-0.561
Gold	1708.17	-1.77

RATES

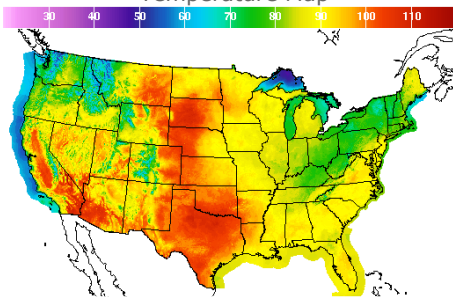
	Last	Change
US 2yr	3.1201	-0.012
US 10yr	2.9152	-0.0443
CAN 10yr	3.073	-0.072

EQUITIES

	Last	Change
Nasdaq	11452.42	201.23
TSX	1116.13	3.732
S&P 500	3863.16	72.78

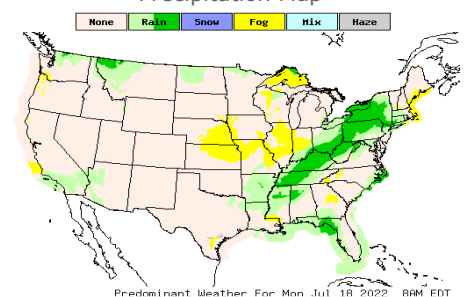
Weather Data

Temperature Map



City	HIGH °F	LOW °F
Calgary	64	54
Conway	89	69
Cushing	101	74
Denver	97	75
Houston	99	79
Mont Belvieu	95	78
Sarnia	78	65
Williston	96	70

Precipitation Map



This report has been prepared by PFL Petroleum Limited personnel for your information only and the views expressed are intended to provide market commentary and are not recommendations. This report is not an offer to sell or a solicitation of any offer to buy any security. The information contained herein has been compiled by PFL from sources believed to be reliable, but no representation or warranty, express or implied, is made by PFL Petroleum Limited, its affiliates or any other person as to its accuracy, completeness or correctness. Copyright 2017 PFL Petroleum Limited. All Rights Reserved