



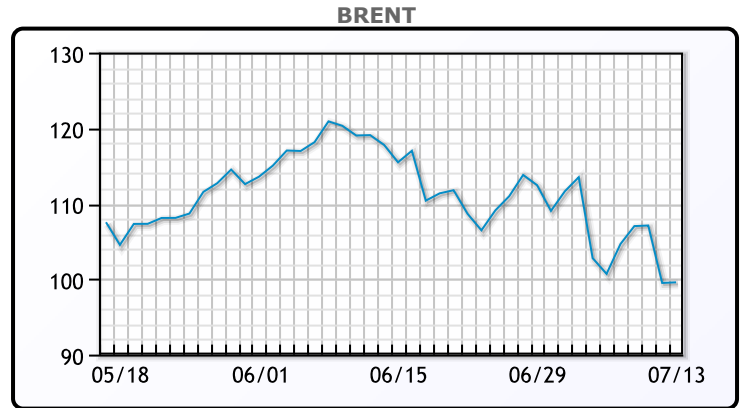
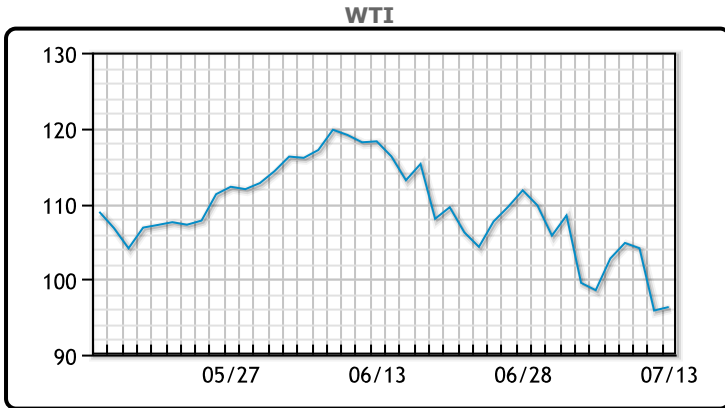
MARKET DAILY

<https://www.pflpetroleum.com>
 1865 Veterans Park Dr. Suite 303
 Naples, Florida 34109
 Phone: 239-390-2885
 Fax: 239-949-0611
 Jul 13, 2022 7:20 PM

Major Energy Futures		
	Settle	Change
Brent	99.57	0.08
Gas Oil	1095.5	-35.75
Natural Gas	6.689	0.526
RBOB	323.37	-3.09
ULSD	366.59	0.33
WTI	96.3	0.46

Market Commentary
 The IEA released their report stating that they are lowering their projected consumption by 100,000 bps to 1.7 million bpd. "Higher prices and a deteriorating economic environment have started to take their toll on oil demand, but strong power generation use and a recovery in China are providing a partial offset," In other news US Treasury Secretary Yellen is on tour in Asia meeting with leaders to discuss putting a cap on the price of Russian oil. "They listened and were prepared to have further discussions with us about it,"- Secretary Yellen
 WTI closed up 46 cents to close at \$96.30 and Brent edged up 8 cents to close at \$99.57USD.

Crude & Product Markets

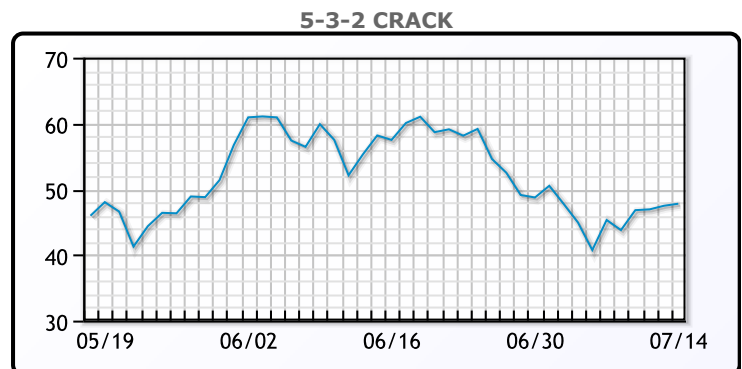
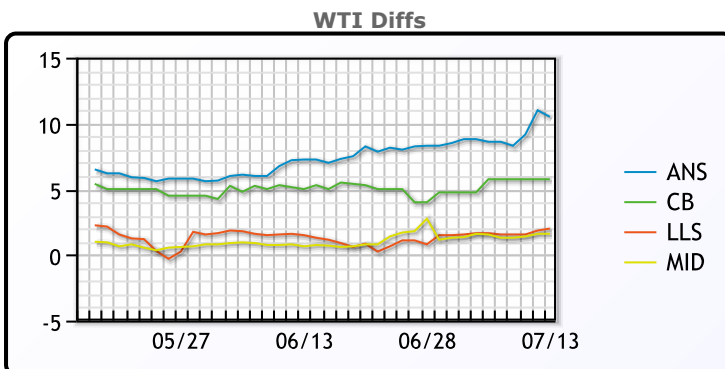


CRUDE

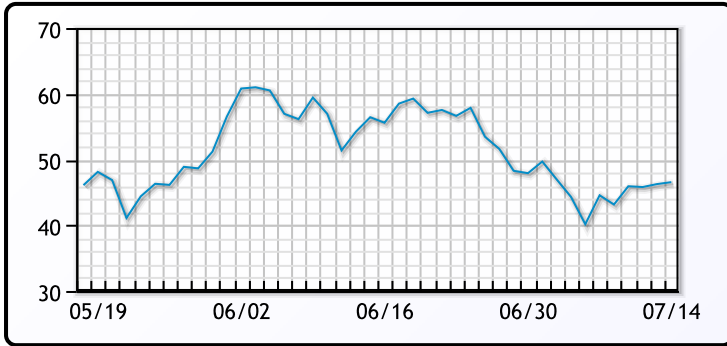
	Last	Week Ago	Month Ago
ANS	106.8	107.13	127.93
BLS	102.05	104.28	125.93
LLS	98.3	100.18	122.08
Mid	97.9	100.08	121.63
WTI	96.3	98.53	120.93

PRODUCTS

	Last	Week Ago	Month Ago
Gulf RBOB	313.87	322.04	407.53
Gulf ULSD	367.09	341.69	428.62
NYH RBOB	341.87	337.16	412.78
NYH ULSD	372.59	349.06	434.84
USGC 3%	75.88	80.63	98.13



3-2-1 Crack



Gulf 3-2-1 Crack



NGLs

MB

	Last	Week Ago	Month Ago
Butane	116.38	118.5	124
IsoButane	154.38	146.5	156.5
Natural Gasoline	186.75	189.25	211.5
Propane	113	114.5	121.75

CONWAY

	Last	Week Ago	Month Ago
Butane	125	123	139.5
IsoButane	165.25	167	158
Natural Gasoline	208	193	221
Propane	111.5	110	120.25

MB NON

	Last	Week Ago	Month Ago
Butane	126.38	128.5	144
IsoButane	154.38	146.5	156.5
Natural Gasoline	186.75	189.5	211
Propane	113.13	114.63	121.38

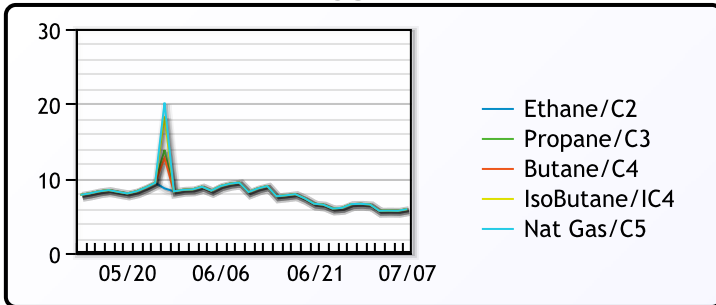
EDMONTON

	Last	Week Ago	Month Ago
Propane	94	92.75	100.75

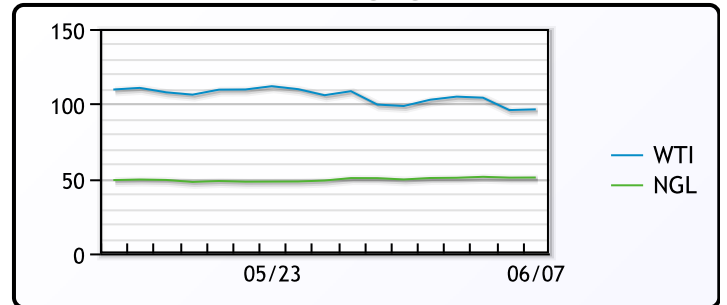
SARNIA

	Last	Week Ago	Month Ago
Propane	139.25	139	147

FRAC SPREAD



WTI vs NGL



FX

	Last	Change
CAD	1.2993	0.0019
DXY	107.957	-0.115
Gold	1733.01	-2.5

RATES

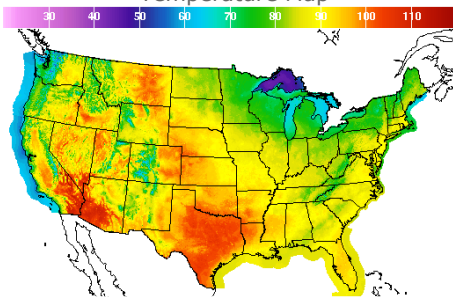
	Last	Change
US 2yr	3.1547	0.1056
US 10yr	2.9336	-0.0351
CAN 10yr	3.153	-0.035

EQUITIES

	Last	Change
Nasdaq	11247.58	-17.15
TSX	1131.713	-4.253
S&P 500	3801.78	-17.02

Weather Data

Temperature Map



City	HIGH °F	LOW °F
Calgary	78	51
Conway	80	57
Cushing	98	67
Denver	95	68
Houston	98	80
Mont Belvieu	94	78
Sarnia	69	59
Williston	87	60

Precipitation Map

