



MARKET DAILY

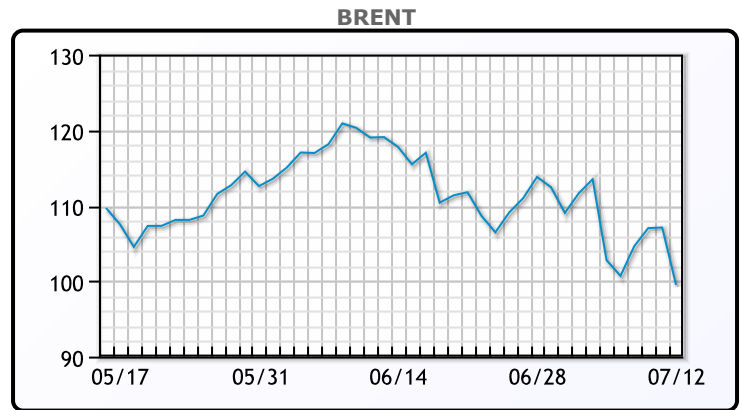
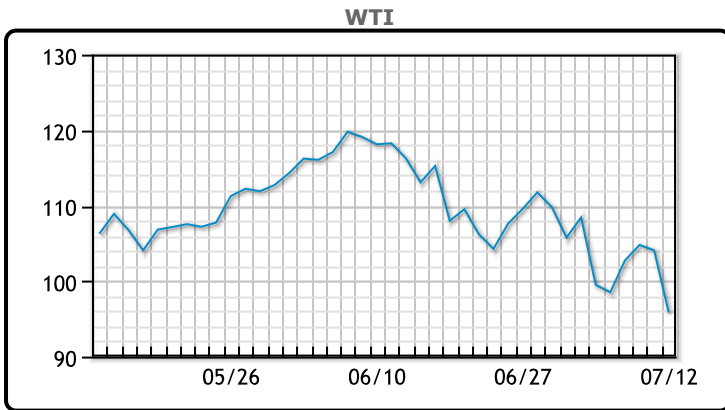
<https://www.pflpetroleum.com>
 1865 Veterans Park Dr. Suite 303
 Naples, Florida 34109
 Phone: 239-390-2885
 Fax: 239-949-0611
 Jul 12, 2022 7:37 PM

Major Energy Futures		
	Settle	Change
Brent	99.49	-7.61
Gas Oil	1074	36.25
Natural Gas	6.163	-0.263
RBOB	326.46	-19.76
ULSD	366.26	-10.55
WTI	95.84	-8.25

Market Commentary

Oil prices fell to a three month low as recession fears and a new COVID-19 wave in China spooked the market. "The volatility in commodity markets increases the stakes for putting money to work," said Rebecca Babin, senior energy trader at CIBC Private Wealth Management. "The decimation of other commodities has also reduced risk appetite for crude even in a supply-constrained market." Despite recession fears, several energy administrations are in agreement that supply tightness is set to worsen. To underscore supply constraints, the US lowered its growth forecast for oil production citing inflation and labor shortages. WTI fell \$8.25 (-7.93%) to settle at \$95.84 and Brent fell \$7.61 (-7.11%) to settle at \$99.49

Crude & Product Markets

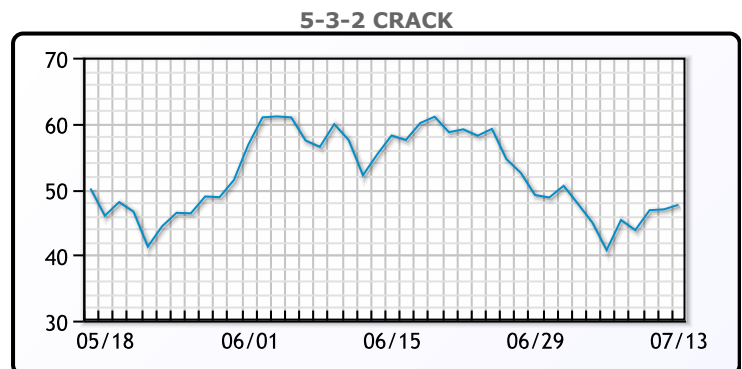
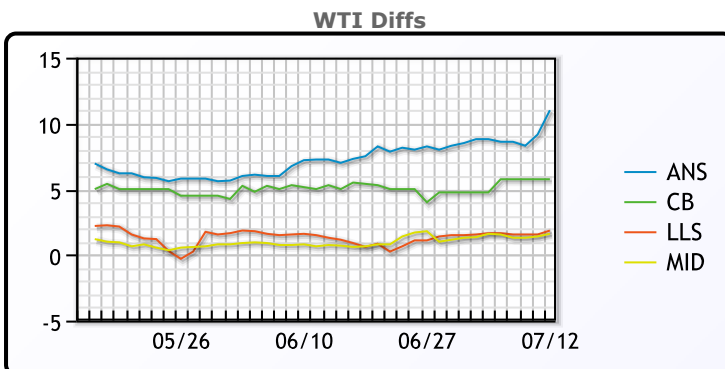


CRUDE

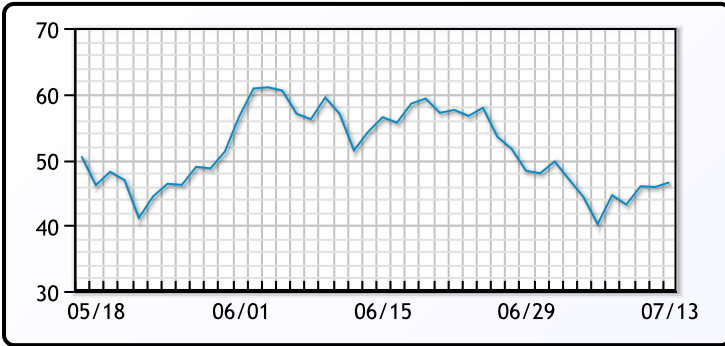
	Last	Week Ago	Month Ago
ANS	106.84	108.3	127.92
BLS	101.59	104.25	125.97
LLS	97.69	101.15	121.97
Mid	97.44	101.1	121.42
WTI	95.84	99.5	120.67

PRODUCTS

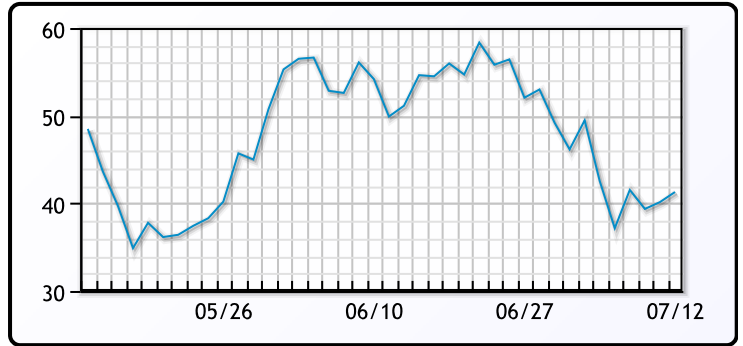
	Last	Week Ago	Month Ago
Gulf RBOB	319.96	335.4	420.6
Gulf ULSD	367.76	359.66	436.67
NYH RBOB	340.33	344.9	428.1
NYH ULSD	374.76	367.91	443.67
USGC 3%	76.13	81.63	98.38



3-2-1 Crack



Gulf 3-2-1 Crack



NGLs

MB

	Last	Week Ago	Month Ago
Butane	118.63	122.5	125.5
IsoButane	158.63	150.5	156.5
Natural Gasoline	188.5	189.25	215.5
Propane	114.5	117	122.5

CONWAY

	Last	Week Ago	Month Ago
Butane	126	127.5	139
IsoButane	165.5	171	178
Natural Gasoline	210	199.5	220
Propane	112.75	112.75	121

MB NON

	Last	Week Ago	Month Ago
Butane	128.63	132.5	145.5
IsoButane	158.63	150.5	156.5
Natural Gasoline	188.5	189.5	214.5
Propane	114.63	117.13	122.13

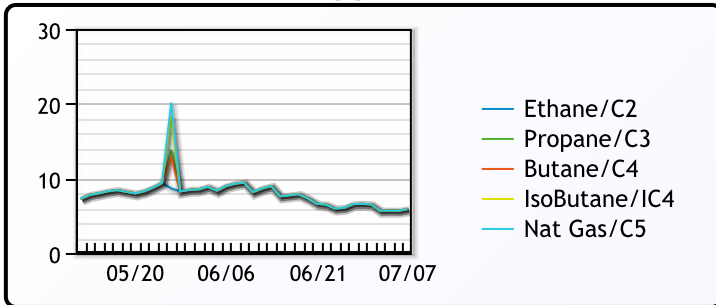
EDMONTON

	Last	Week Ago	Month Ago
Propane	95.25	95.75	101.5

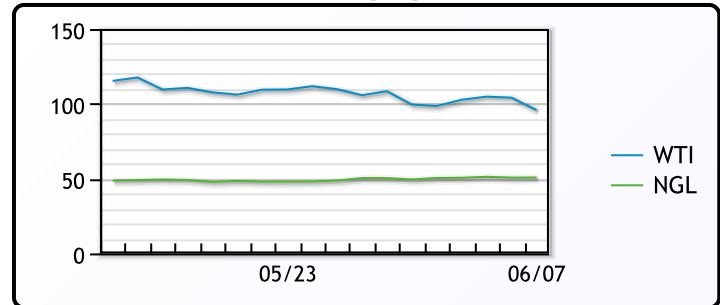
SARNIA

	Last	Week Ago	Month Ago
Propane	139.25	145	147

FRAC SPREAD



WTI vs NGL



FX

	Last	Change
CAD	1.3027	0.0005
DXY	108.072	0.051
Gold	1726.08	0.08

RATES

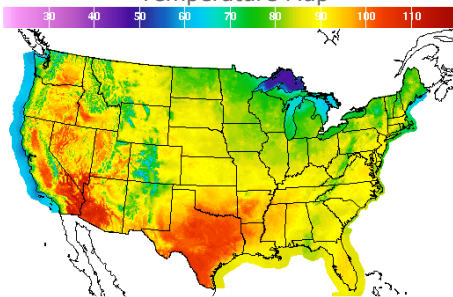
	Last	Change
US 2yr	3.0491	-0.0227
US 10yr	2.9687	-0.0241
CAN 10yr	3.188	-0.048

EQUITIES

	Last	Change
Nasdaq	11264.73	-107.87
TSX	1135.966	-8.307
S&P 500	3818.8	-35.63

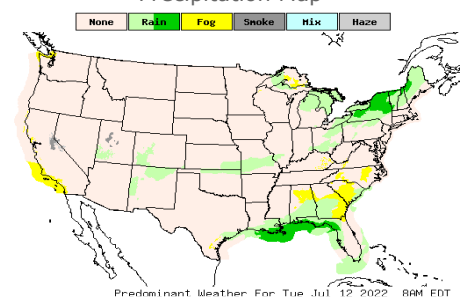
Weather Data

Temperature Map



City	HIGH °F	LOW °F
Calgary	85	55
Conway	78	59
Cushing	95	72
Denver	91	65
Houston	100	81
Mont Belvieu	95	79
Sarnia	77	63
Williston	81	61

Precipitation Map



This report has been prepared by PFL Petroleum Limited personnel for your information only and the views expressed are intended to provide market commentary and are not recommendations. This report is not an offer to sell or a solicitation of any offer to buy any security. The information contained herein has been compiled by PFL from sources believed to be reliable, but no representation or warranty, express or implied, is made by PFL Petroleum Limited, its affiliates or any other person as to its accuracy, completeness or correctness. Copyright 2017 PFL Petroleum Limited. All Rights Reserved