



MARKET DAILY

<https://www.pflpetroleum.com>
 1865 Veterans Park Dr. Suite 303
 Naples, Florida 34109
 Phone: 239-390-2885
 Fax: 239-949-0611
 Jul 1, 2022 6:31 PM

Major Energy Futures		
	Settle	Change
Brent	111.63	2.6
Gas Oil	1226.5	-59.75
Natural Gas	5.73	-1.074
RBOB	368.78	-18.7
ULSD	393.89	-12.58
WTI	108.43	2.67

Market Commentary

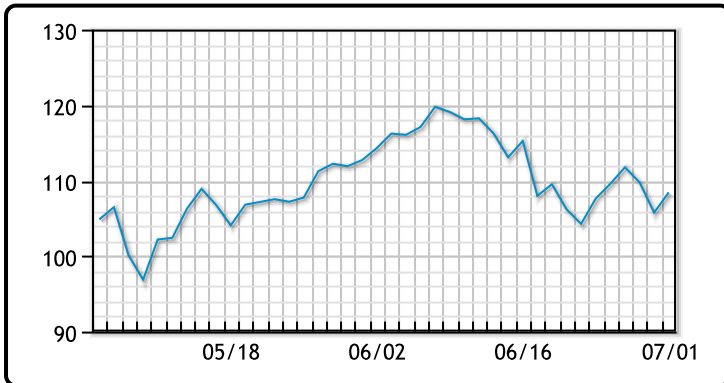
West Texas Intermediate crude (WTI) settled at \$108.43 a barrel, gaining \$2.67, or 2.5% cent on Friday of last week and up 81 cents a barrel week over week. Brent crude futures settled at US\$111.63 a barrel, rising \$2.60, or 2.4% up \$1.49 per barrel week over week

Prices rose on Friday despite the release of industry data showing US manufacturing activity slowed more than expected last month, adding to evidence that the country's economy was cooling as the Federal Reserve tightens monetary policy.

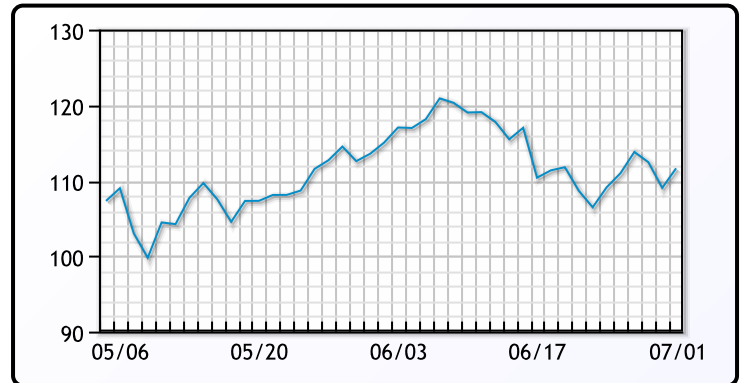
Still, low crude and fuel supplies supported the oil market even as equities slumped and the US dollar, which typically has an inverse relationship with crude, rose. A planned strike among Norwegian oil and gas workers on July 5 could cut the country's overall petroleum output by around eight per cent shaking the already fragile supply side as Libya declares Force Majeure.

Crude & Product Markets

WTI



BRENT



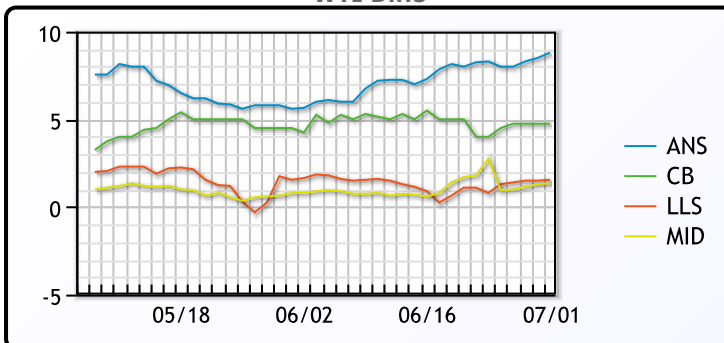
CRUDE

	Last	Week Ago	Month Ago
ANS	117.23	117.77	121.26
BLS	113.18	113.47	120.51
LLS	109.98	110.27	117.11
Mid	109.78	112.22	116.16
WTI	108.43	109.47	115.26

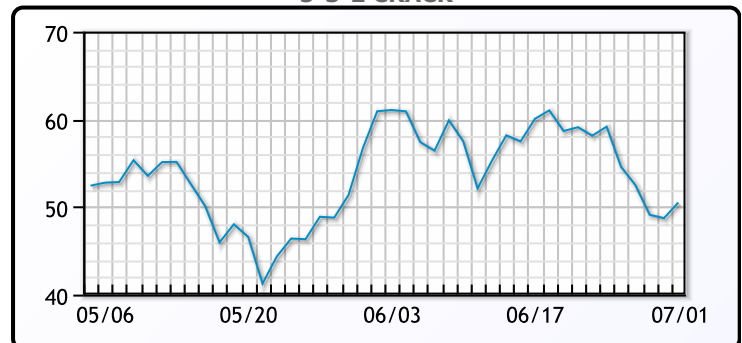
PRODUCTS

	Last	Week Ago	Month Ago
Gulf RBOB	371.03	381.17	407.16
Gulf ULSD	394.14	429.42	410.2
NYH RBOB	380.78	391.48	420.66
NYH ULSD	403.02	437.04	422.33
USGC 3%	90.63	88.88	96.88

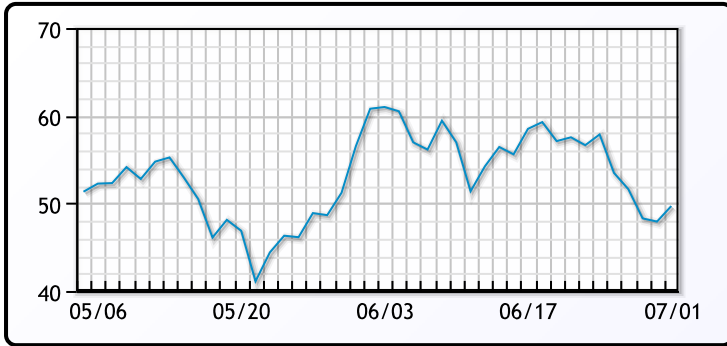
WTI Diffs



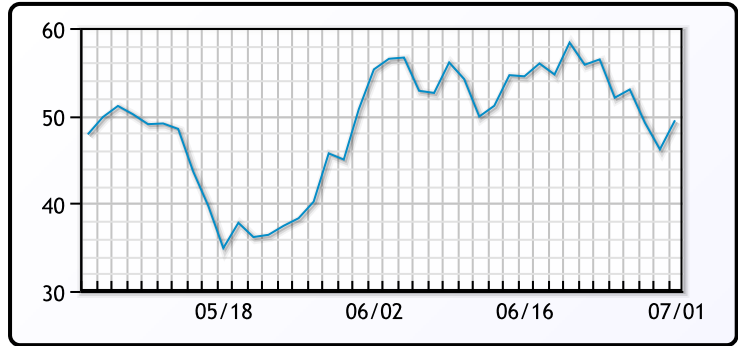
5-3-2 CRACK



3-2-1 Crack



Gulf 3-2-1 Crack



NGLs

MB

	Last	Week Ago	Month Ago
Butane	131	127	137.25
IsoButane	171	170	176.25
Natural Gasoline	203.5	204	215
Propane	121.75	118.75	122.5

CONWAY

	Last	Week Ago	Month Ago
Butane	135.5	135	148
IsoButane	175	168	175
Natural Gasoline	209	205	215
Propane	116.5	115	121

MB NON

	Last	Week Ago	Month Ago
Butane	141	141	151.25
IsoButane	171	170	176.25
Natural Gasoline	202.5	204	214
Propane	121.5	118.25	121.75

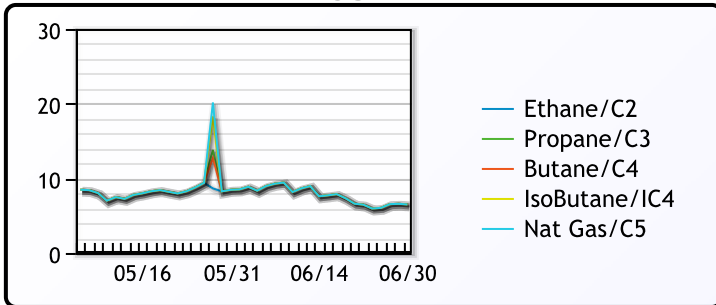
EDMONTON

	Last	Week Ago	Month Ago
Propane	96.75	94.88	98.25

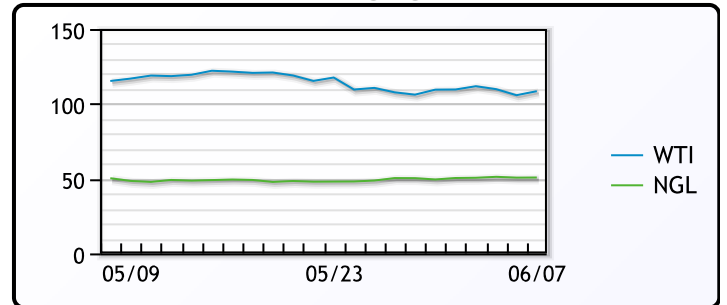
SARNIA

	Last	Week Ago	Month Ago
Propane	145	143.25	147.5

FRAC SPREAD



WTI vs NGL



FX

	Last	Change
CAD	1.2899	0.0026
DXY	105.138	0.453
Gold	1811.43	4.16

RATES

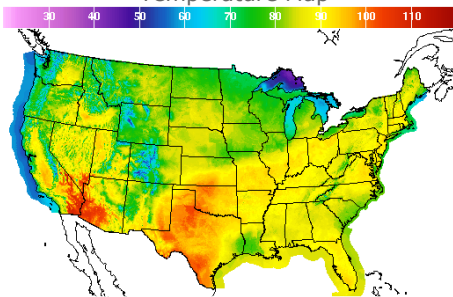
	Last	Change
US 2yr	2.8329	-0.1204
US 10yr	2.8803	-0.1326
CAN 10yr	3.223	0

EQUITIES

	Last	Change
Nasdaq	11127.84	99.1
TSX	1146.433	-13.656
S&P 500	3825.33	39.95

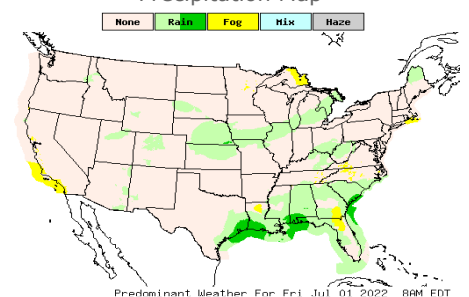
Weather Data

Temperature Map



City	HIGH °F	LOW °F
Calgary	69	48
Conway	75	51
Cushing	94	69
Denver	83	60
Houston	87	75
Mont Belvieu	84	74
Sarnia	80	67
Williston	80	55

Precipitation Map



This report has been prepared by PFL Petroleum Limited personnel for your information only and the views expressed are intended to provide market commentary and are not recommendations. This report is not an offer to sell or a solicitation of any offer to buy any security. The information contained herein has been compiled by PFL from sources believed to be reliable, but no representation or warranty, express or implied, is made by PFL Petroleum Limited, its affiliates or any other person as to its accuracy, completeness or correctness. Copyright 2017 PFL Petroleum Limited. All Rights Reserved