



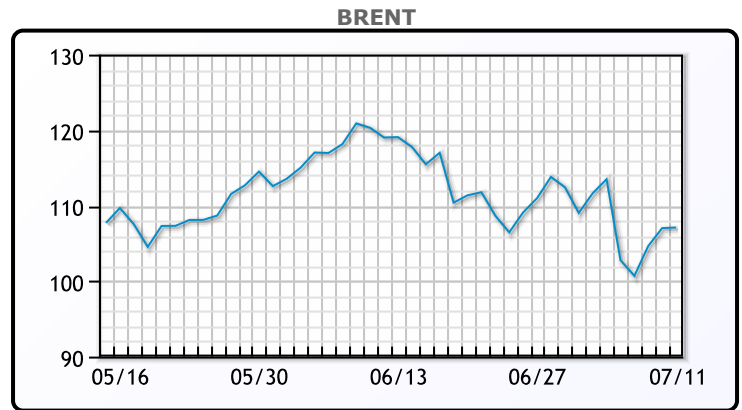
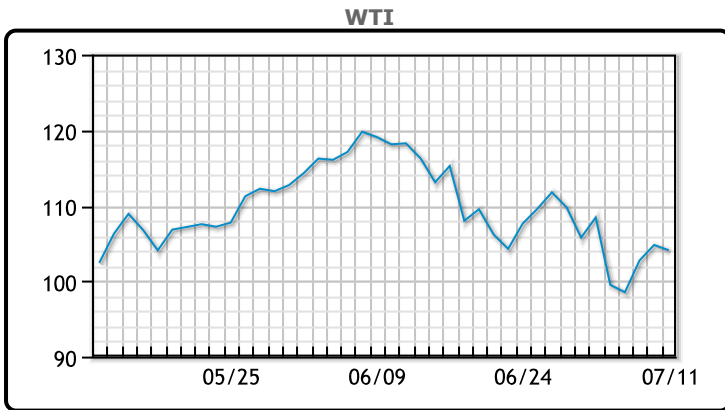
MARKET DAILY

<https://www.pflpetroleum.com>
 1865 Veterans Park Dr. Suite 303
 Naples, Florida 34109
 Phone: 239-390-2885
 Fax: 239-949-0611
 Jul 11, 2022 8:35 PM

Major Energy Futures		
	Settle	Change
Brent	107.1	0.08
Gas Oil	1192.5	4.25
Natural Gas	6.426	0.392
RBOB	346.22	1.51
ULSD	376.81	9.52
WTI	104.09	-0.7

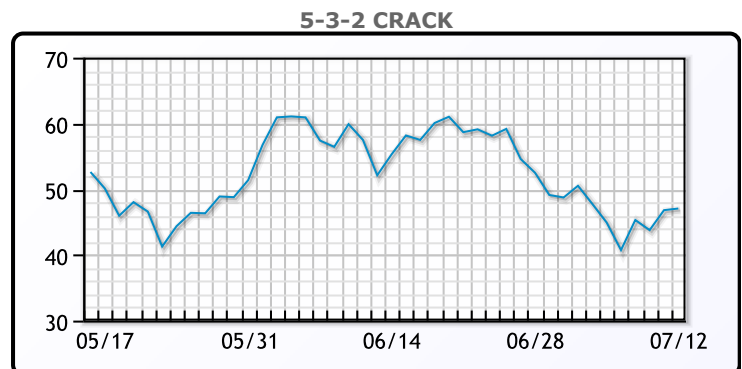
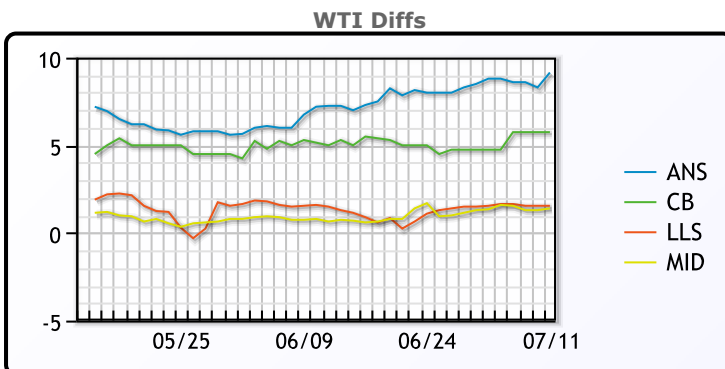
Market Commentary
 Oil prices steady as China's COVID fears face off with tight supply concerns. "The oil market is being pulled in two directions with exceedingly tight physical fundamentals set against forward-looking demand concerns and signs of price-induced demand destruction," analysts at EBW Analytics said in a note. Early in the day the market was rattled by the news of a new highly transmissible Omicron variant in Shanghai could lead to another round of mass testing. "The combined impact of concerns of global economic slowdown and a renewed COVID outbreak could hardly come at a worse time for oil markets," Investec Risk Solutions said in a note.
 WTI closed down 70cents to settle at \$104.09. Brent closed up 8 cents to close at \$107.10.

Crude & Product Markets

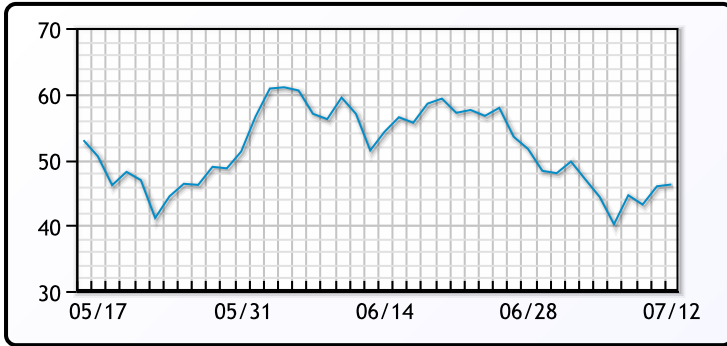


CRUDE			
	Last	Week Ago	Month Ago
ANS	113.24	117.23	127.92
BLS	109.84	113.18	125.97
LLS	105.64	109.98	121.97
Mid	105.49	109.78	121.42
WTI	104.09	108.43	120.67

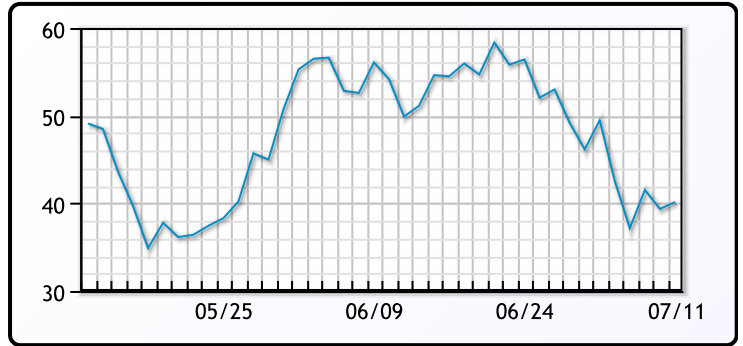
PRODUCTS			
	Last	Week Ago	Month Ago
Gulf RBOB	341.22	371.03	420.6
Gulf ULSD	380.06	394.14	436.67
NYH RBOB	356.47	380.78	428.1
NYH ULSD	386.18	403.01	443.67
USGC 3%	83.13	90.63	98.38



3-2-1 Crack



Gulf 3-2-1 Crack



NGLs

MB

	Last	Week Ago	Month Ago
Butane	124.38	130.63	125.5
IsoButane	159.38	158.63	156.5
Natural Gasoline	202.5	203.5	215.5
Propane	119	121.38	122.5

CONWAY

	Last	Week Ago	Month Ago
Butane	127	135.25	139
IsoButane	165.25	175	178
Natural Gasoline	219.25	212.75	220
Propane	116	116.75	121

MB NON

	Last	Week Ago	Month Ago
Butane	134.38	140.75	145.5
IsoButane	159.38	158.63	156.5
Natural Gasoline	202.5	203.25	214.5
Propane	119.13	121.5	122.13

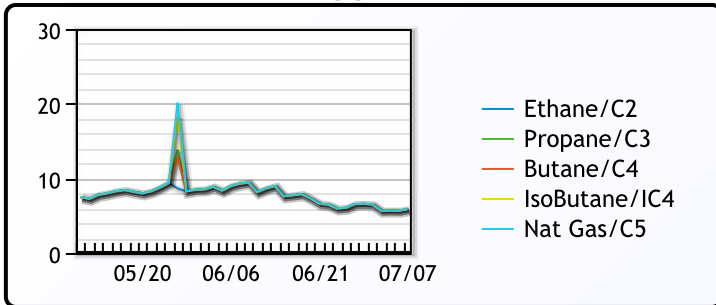
EDMONTON

	Last	Week Ago	Month Ago
Propane	98.5	96.75	101.5

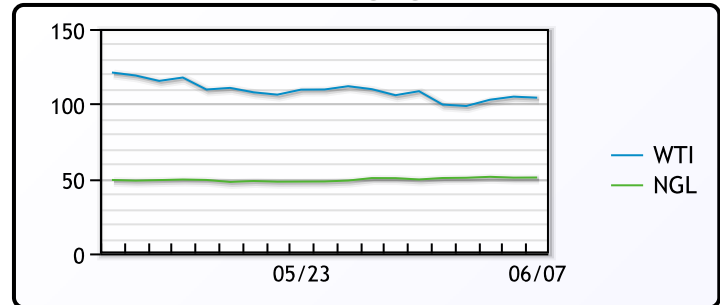
SARNIA

	Last	Week Ago	Month Ago
Propane	139.25	145	147

FRAC SPREAD



WTI vs NGL



FX

	Last	Change
CAD	1.3011	0.0004
DXY	108.096	0.075
Gold	1733.17	-0.79

RATES

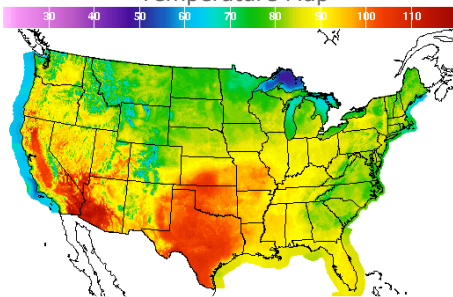
	Last	Change
US 2yr	3.0635	-0.0083
US 10yr	2.9817	-0.0111
CAN 10yr	3.236	-0.06

EQUITIES

	Last	Change
Nasdaq	11372.6	-262.71
TSX	1144.273	-11.39
S&P 500	3854.43	-44.95

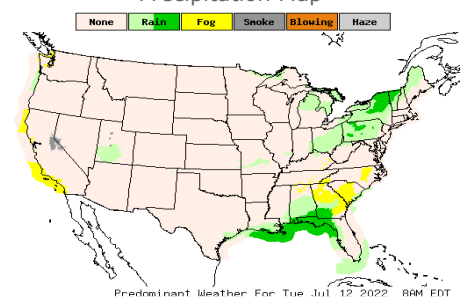
Weather Data

Temperature Map



City	HIGH °F	LOW °F
Calgary	77	51
Conway	75	60
Cushing	100	71
Denver	80	62
Houston	100	80
Mont Belvieu	96	78
Sarnia	84	59
Williston	79	59

Precipitation Map



This report has been prepared by PFL Petroleum Limited personnel for your information only and the views expressed are intended to provide market commentary and are not recommendations. This report is not an offer to sell or a solicitation of any offer to buy any security. The information contained herein has been compiled by PFL from sources believed to be reliable, but no representation or warranty, express or implied, is made by PFL Petroleum Limited, its affiliates or any other person as to its accuracy, completeness or correctness. Copyright 2017 PFL Petroleum Limited. All Rights Reserved