



MARKET DAILY

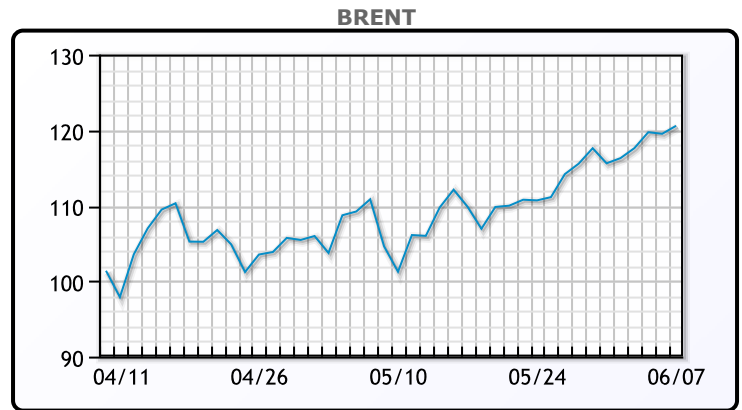
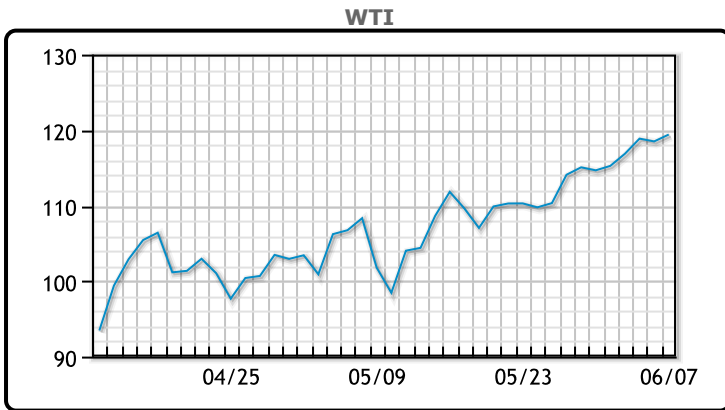
<https://www.pflpetroleum.com>
 1865 Veterans Park Dr. Suite 303
 Naples, Florida 34109
 Phone: 239-390-2885
 Fax: 239-949-0611
 Jun 7, 2022 5:49 PM

Major Energy Futures		
	Settle	Change
Brent	120.57	1.3
Gas Oil	1336.5	34.5
Natural Gas	9.293	0.799
RBOB	415.77	-5.92
ULSD	432.06	7.98
WTI	119.41	0.91

Market Commentary

Oil prices were higher today as the prospects of a deal with Iran are looking less likely. The US group of negotiators is saying that Iran's demands on sanctions relief are hurting product. Tomorrow's inventory report will be closely watched as inventories have continued to dwindle across the country. Robert Yawger, executive director of energy futures at Mizuho, said "several numbers" in the EIA report are "within striking distance of historical lows," including possibly crude storage for the country, crude storage at Cushing, Oklahoma and crude storage in Strategic Petroleum Reserve. Trafigura's CEO said oil prices could soon hit \$150 a barrel and go higher this year, with demand destruction likely by the end of the year. WTI traded up \$.91 or .77% to close at \$119.41. Brent traded up \$1.30 or 1.09% to close at \$120.81.

Crude & Product Markets

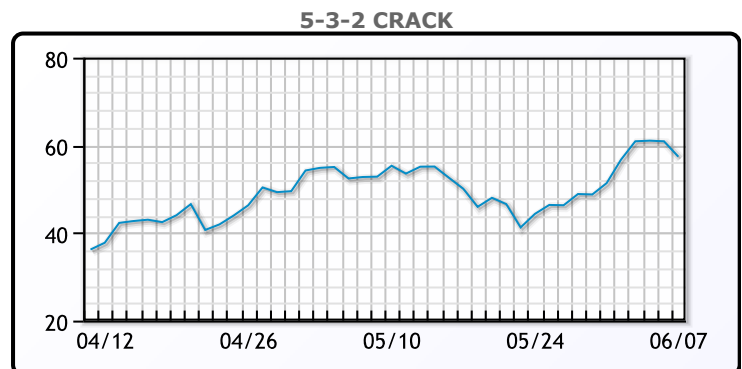
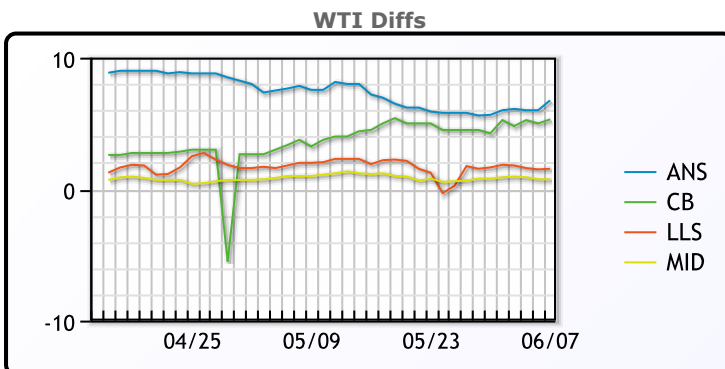


CRUDE

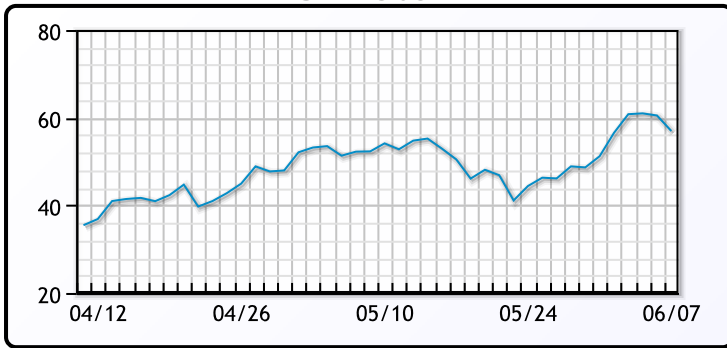
	Last	Week Ago	Month Ago
ANS	126.16	120.32	117.32
BLS	124.71	118.92	113.52
LLS	120.96	116.32	111.82
Mid	120.16	115.47	110.87
WTI	119.41	114.67	109.77

PRODUCTS

	Last	Week Ago	Month Ago
Gulf RBOB	419.77	388.37	370.4
Gulf ULSD	430.81	389.5	404.68
NYH RBOB	428.89	406.62	379.9
NYH ULSD	439.56	399.5	507.93
USGC 3%	97.88	100.13	96.63



3-2-1 Crack



Gulf 3-2-1 Crack



NGLs

MB

	Last	Week Ago	Month Ago
Butane	129.63	128	130.13
IsoButane	169.63	180	164.13
Natural Gasoline	221	216.38	226.88
Propane	123.75	123	127.75

CONWAY

	Last	Week Ago	Month Ago
Butane	145	154.25	149.5
IsoButane	175	197	172
Natural Gasoline	222	223.5	232
Propane	122.5	121.75	126.25

MB NON

	Last	Week Ago	Month Ago
Butane	149.63	154	155.13
IsoButane	169.63	180	164.13
Natural Gasoline	219.75	214.38	226.63
Propane	123.38	122.38	127

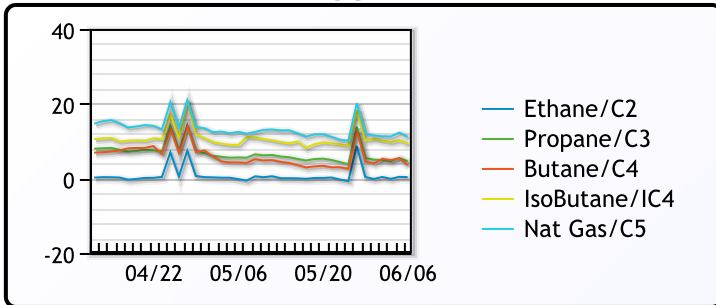
EDMONTON

	Last	Week Ago	Month Ago
Propane	100.5	98.25	104.25

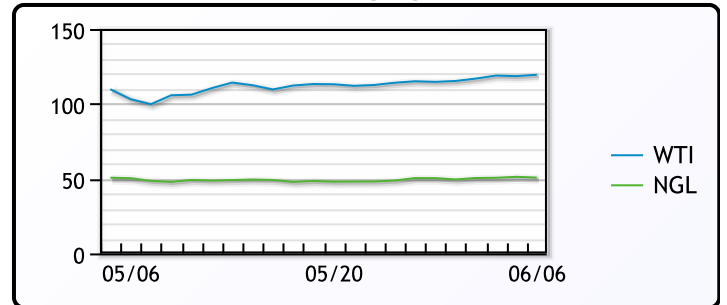
SARNIA

	Last	Week Ago	Month Ago
Propane	147.75	147.5	151.5

FRAC SPREAD



WTI vs NGL



FX

	Last	Change
CAD	1.2533	0.0001
DXY	102.338	-0.099
Gold	1852.13	-0.24

RATES

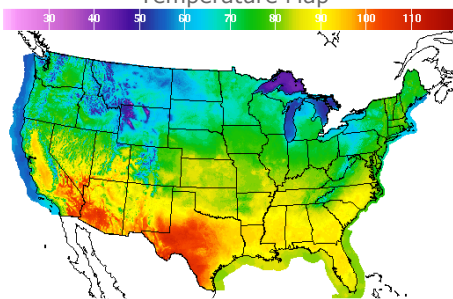
	Last	Change
US 2yr	2.7265	0.0003
US 10yr	2.9736	-0.0663
CAN 10yr	3.186	-0.007

EQUITIES

	Last	Change
Nasdaq	12175.23	113.86
TSX	1263.26	5.465
S&P 500	4160.68	39.25

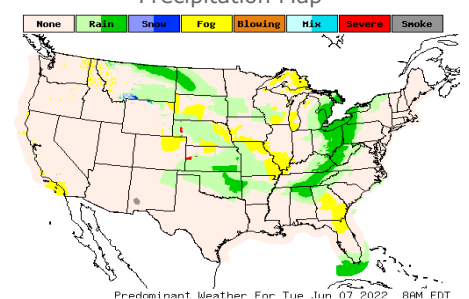
Weather Data

Temperature Map



City	HIGH °F	LOW °F
Calgary	61	46
Conway	73	49
Cushing	84	69
Denver	80	55
Houston	96	78
Mont Belvieu	91	78
Sarnia	65	54
Williston	55	50

Precipitation Map



This report has been prepared by PFL Petroleum Limited personnel for your information only and the views expressed are intended to provide market commentary and are not recommendations. This report is not an offer to sell or a solicitation of any offer to buy any security. The information contained herein has been compiled by PFL from sources believed to be reliable, but no representation or warranty, express or implied, is made by PFL Petroleum Limited, its affiliates or any other person as to its accuracy, completeness or correctness. Copyright 2017 PFL Petroleum Limited. All Rights Reserved