



MARKET DAILY

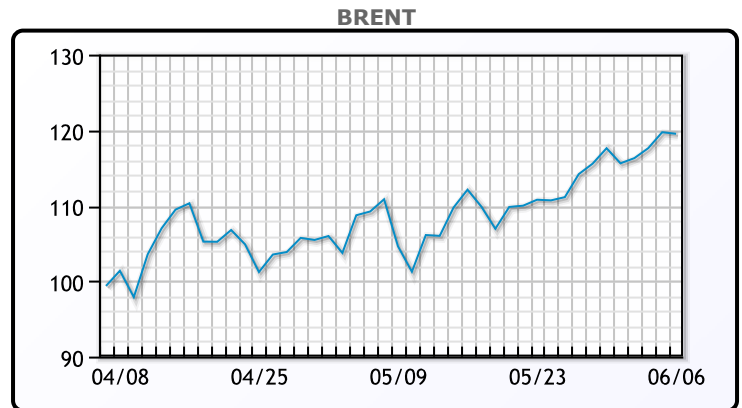
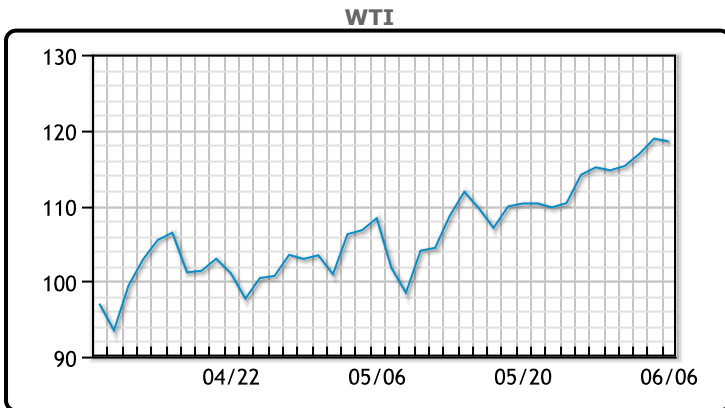
<https://www.pflpetroleum.com>
 1865 Veterans Park Dr. Suite 303
 Naples, Florida 34109
 Phone: 239-390-2885
 Fax: 239-949-0611
 Jun 6, 2022 6:47 PM

Major Energy Futures		
	Settle	Change
Brent	120	0.28
Gas Oil	1353	60
Natural Gas	9.322	0.799
RBOB	419.3	-5.92
ULSD	436.01	7.98
WTI	118.5	0.37

Market Commentary

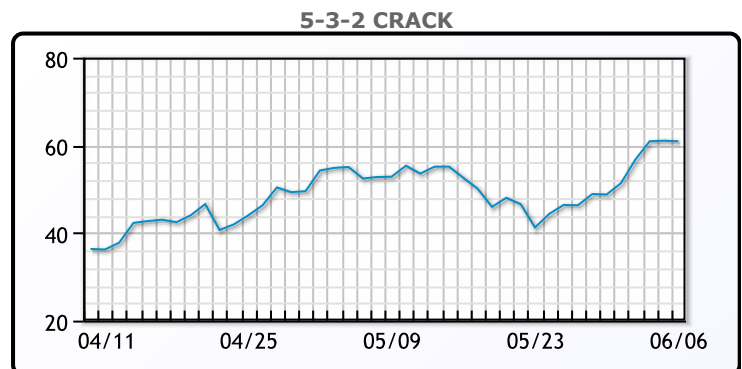
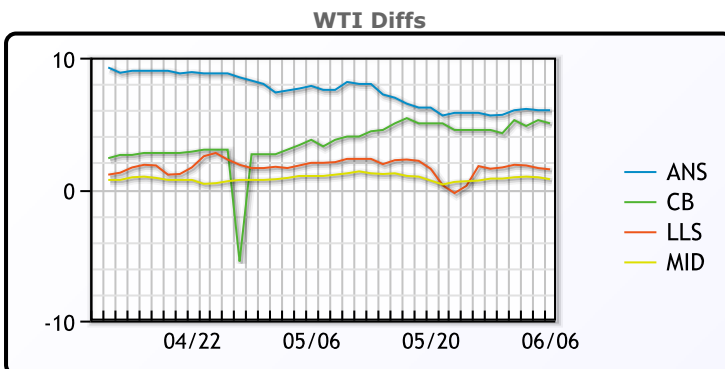
Oil prices were slightly lower today in another volatile session. Saudi Arabia is raising its July crude prices to Asia after announcing OPEC+ would slightly increase production hikes for the next two months. The increased target was spread across all OPEC+ members, many of which have little room to increase output and which include Russia, which faces Western sanctions. "Crude inputs into the U.S. refineries have been reduced by about 6% from four years ago at this time with this reduction associating with a need for less crude cover while contributing to a severe tightness in the gasoline and diesel markets," said Jim Ritterbusch, president of Ritterbusch and Associates in Galena, Illinois. WTI traded down \$.37 or -.31% to close at \$118.50. Brent traded up \$.28 or .23% to close at \$120.

Crude & Product Markets

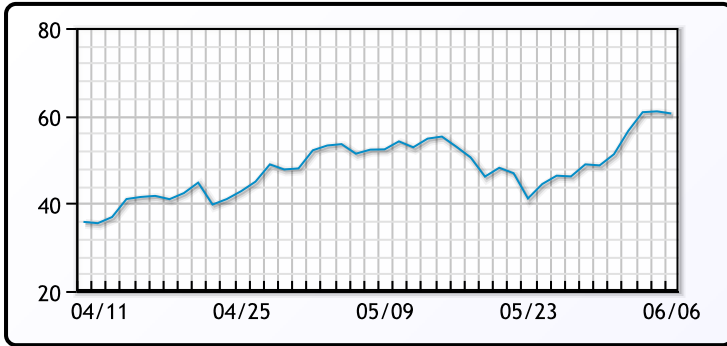


CRUDE	Last	Week Ago	Month Ago
ANS	124.5	120.67	117.32
BLS	123.5	119.57	113.52
LLS	120	116.62	111.82
Mid	119.25	115.87	110.87
WTI	118.5	115.07	109.77

PRODUCTS	Last	Week Ago	Month Ago
Gulf RBOB	422.55	387.44	370.4
Gulf ULSD	436.26	386.28	404.68
NYH RBOB	432.8	405.45	379.9
NYH ULSD	445.01	401.04	507.93
USGC 3%	99.38	99.63	96.63



3-2-1 Crack



Gulf 3-2-1 Crack



NGLs

MB

	Last	Week Ago	Month Ago
Butane	135.25	137.5	154.25
IsoButane	178.25	176.5	171.75
Natural Gasoline	218.75	220.63	226.88
Propane	124.375	125	127.75

CONWAY

	Last	Week Ago	Month Ago
Butane	145.5	152	149.5
IsoButane	182	176	171
Natural Gasoline	221.5	221	228
Propane	122.5	122.75	125.75

MB NON

	Last	Week Ago	Month Ago
Butane	149.25	157.5	155.25
IsoButane	178.25	176.5	171.75
Natural Gasoline	219.5	219	226.5
Propane	123.38	124.38	127

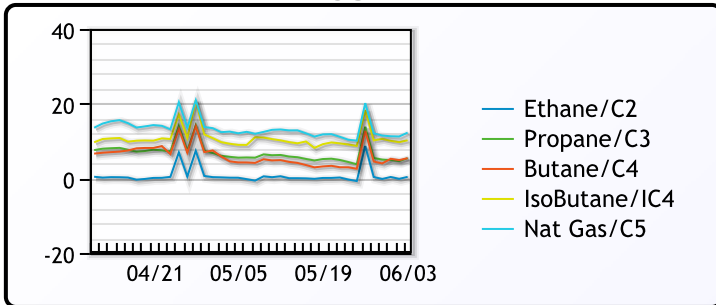
EDMONTON

	Last	Week Ago	Month Ago
Propane	99.5	98.75	104.25

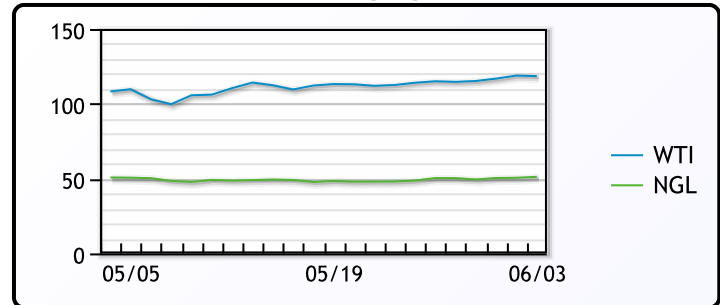
SARNIA

	Last	Week Ago	Month Ago
Propane	147.75	147.5	151.5

FRAC SPREAD



WTI vs NGL



FX

	Last	Change
CAD	1.258	0
DXY	102.437	0.297
Gold	1841.82	0.39

RATES

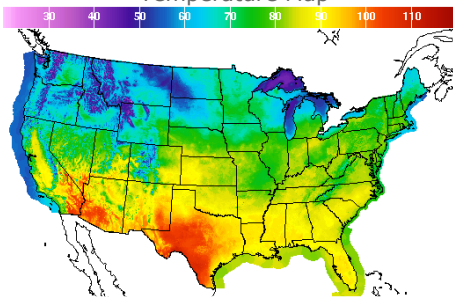
	Last	Change
US 2yr	2.7262	0.0737
US 10yr	3.0399	0.1067
CAN 10yr	3.193	0.129

EQUITIES

	Last	Change
Nasdaq	12061.37	48.64
TSX	1257.795	1.07
S&P 500	4121.43	12.89

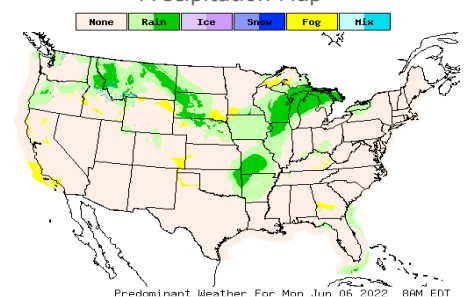
Weather Data

Temperature Map



City	HIGH °F	LOW °F
Calgary	57	47
Conway	68	39
Cushing	86	64
Denver	77	60
Houston	94	77
Mont Belvieu	89	78
Sarnia	71	56
Williston	57	48

Precipitation Map



This report has been prepared by PFL Petroleum Limited personnel for your information only and the views expressed are intended to provide market commentary and are not recommendations. This report is not an offer to sell or a solicitation of any offer to buy any security. The information contained herein has been compiled by PFL from sources believed to be reliable, but no representation or warranty, express or implied, is made by PFL Petroleum Limited, its affiliates or any other person as to its accuracy, completeness or correctness. Copyright 2017 PFL Petroleum Limited. All Rights Reserved