



MARKET DAILY

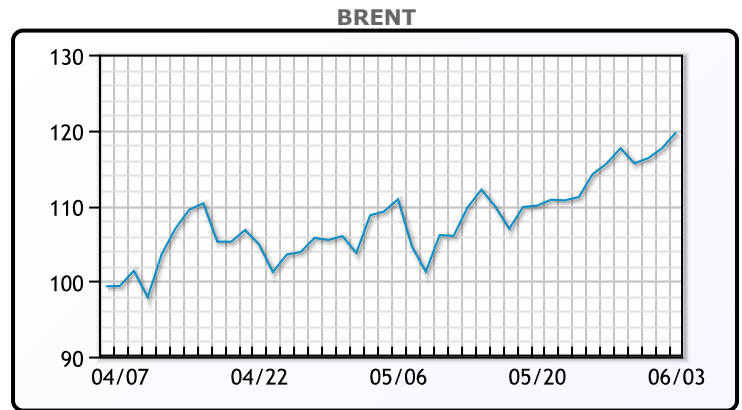
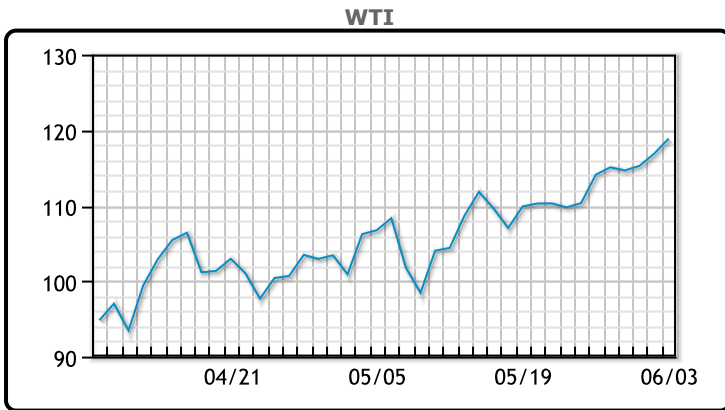
<https://www.pflpetroleum.com>
 1865 Veterans Park Dr. Suite 303
 Naples, Florida 34109
 Phone: 239-390-2885
 Fax: 239-949-0611
 Jun 3, 2022 8:37 PM

Major Energy Futures		
	Settle	Change
Brent	119.72	3.35
Gas Oil	1318.5	-11.5
Natural Gas	8.523	-0.211
RBOB	425.22	11.93
ULSD	428.03	6.51
WTI	118.87	2

Market Commentary

Oil settled higher today, supported by expectations that OPEC's decision to increase production targets will not add that much too global supply. Oil prices have now gained for the 6th straight week. "Yesterday's OPEC+ decision and the ongoing acceleration in SPR releases is maintaining crude availability at an ample level especially with demand from the refiners appreciably downsized from a few years ago," said Jim Ritterbusch, president of Ritterbusch and Associates LLC in Galena, Illinois. WTI traded up \$2.00 or 1.71% to close at \$118.87. Brent traded up \$3.35 or 2.85% to close at \$120.96.

Crude & Product Markets

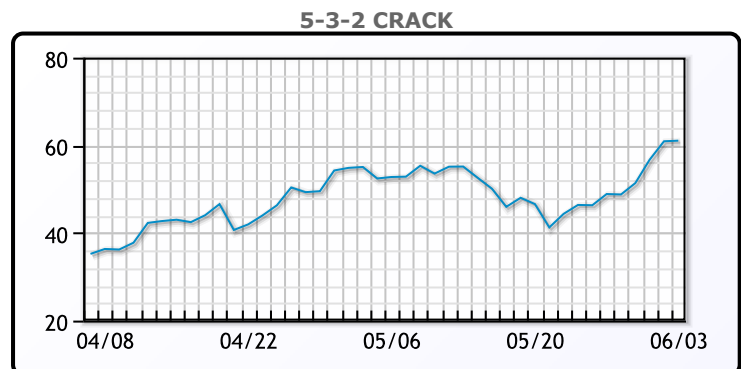
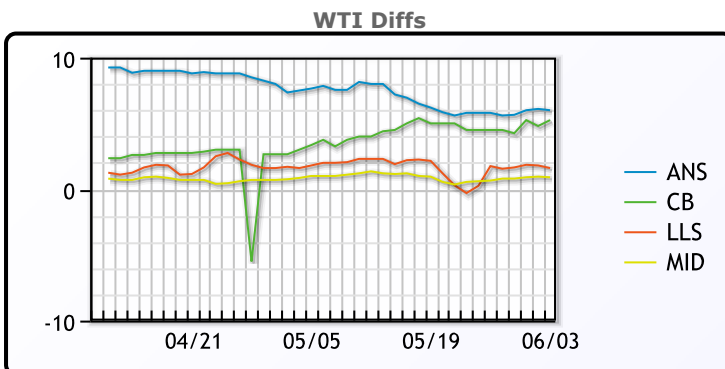


CRUDE

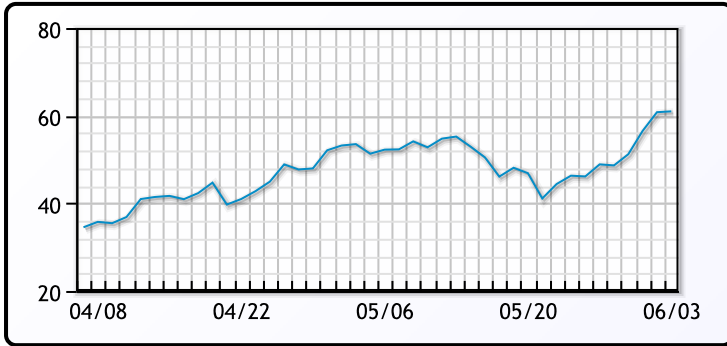
	Last	Week Ago	Month Ago
ANS	124.87	120.67	110.06
BLS	124.12	119.57	105.76
LLS	120.47	116.62	104.21
Mid	119.77	115.87	103.41
WTI	118.87	115.07	102.41

PRODUCTS

	Last	Week Ago	Month Ago
Gulf RBOB	429.22	387.44	341.87
Gulf ULSD	427.03	386.28	431.27
NYH RBOB	442.42	405.45	353.62
NYH ULSD	437.9	401.04	495.77
USGC 3%	101.38	99.63	91.13



3-2-1 Crack



Gulf 3-2-1 Crack



NGLs

MB

	Last	Week Ago	Month Ago
Butane	141.25	131.13	140.5
IsoButane	175.25	174.13	165.5
Natural Gasoline	223.75	220.63	219.25
Propane	125.38	125	126.25

CONWAY

	Last	Week Ago	Month Ago
Butane	146	151.75	149
IsoButane	182	185	171
Natural Gasoline	221.5	222.5	217.5
Propane	122.75	122.25	122.88

MB NON

	Last	Week Ago	Month Ago
Butane	151.25	157.13	156.5
IsoButane	175.25	174.13	165.5
Natural Gasoline	222.5	218.63	219
Propane	124.88	124.38	126.13

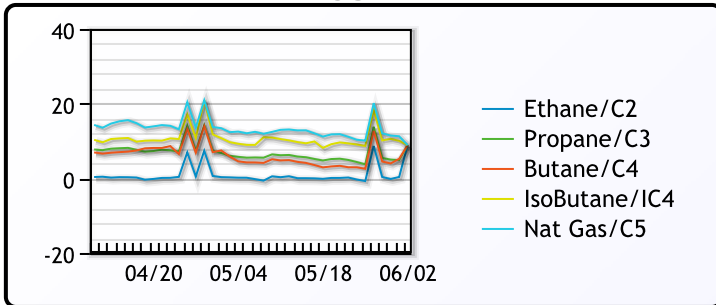
EDMONTON

	Last	Week Ago	Month Ago
Propane	99.25	98.75	99.88

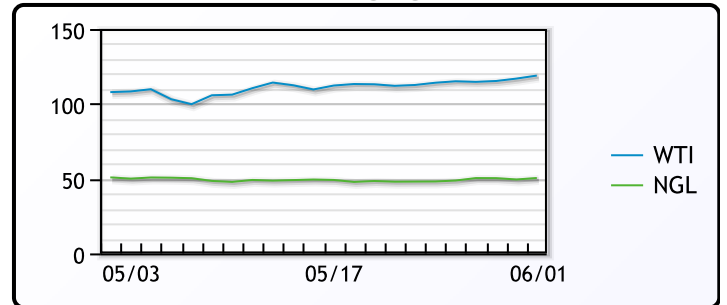
SARNIA

	Last	Week Ago	Month Ago
Propane	145.75	147.5	154.75

FRAC SPREAD



WTI vs NGL



FX

	Last	Change
CAD	1.2594	0.0024
DXY	102.169	0.345
Gold	1851.19	-17.39

RATES

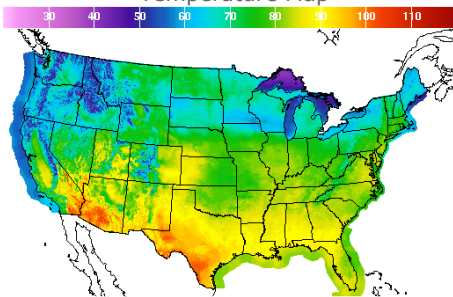
	Last	Change
US 2yr	2.6525	0.0229
US 10yr	2.9332	0.0256
CAN 10yr	3.064	0.064

EQUITIES

	Last	Change
Nasdaq	12012.73	-304.17
TSX	1256.72	-14.414
S&P 500	4108.54	-68.28

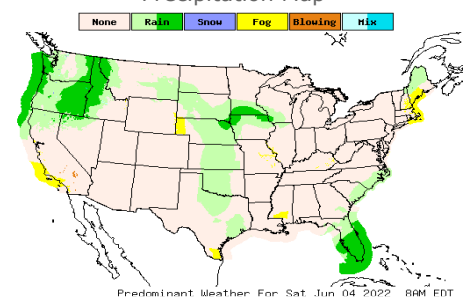
Weather Data

Temperature Map



City	HIGH °F	LOW °F
Calgary	68	46
Conway	69	39
Cushing	76	60
Denver	74	54
Houston	92	75
Mont Belvieu	89	68
Sarnia	74	51
Williston	73	47

Precipitation Map



This report has been prepared by PFL Petroleum Limited personnel for your information only and the views expressed are intended to provide market commentary and are not recommendations. This report is not an offer to sell or a solicitation of any offer to buy any security. The information contained herein has been compiled by PFL from sources believed to be reliable, but no representation or warranty, express or implied, is made by PFL Petroleum Limited, its affiliates or any other person as to its accuracy, completeness or correctness. Copyright 2017 PFL Petroleum Limited. All Rights Reserved