



# MARKET DAILY

<https://www.pflpetroleum.com>  
 1865 Veterans Park Dr. Suite 303  
 Naples, Florida 34109  
 Phone: 239-390-2885  
 Fax: 239-949-0611  
 Jun 30, 2022 7:06 PM

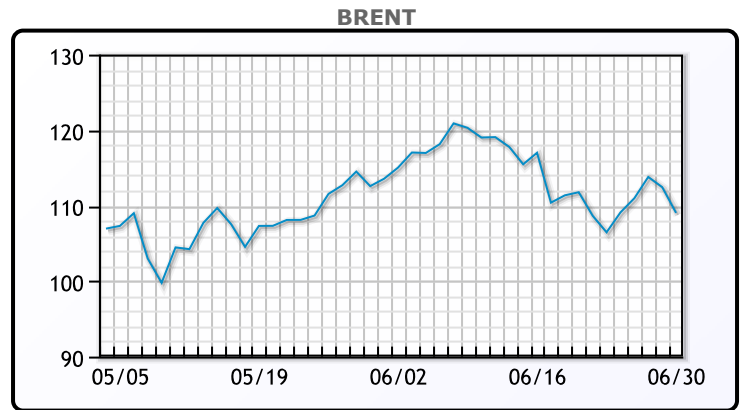
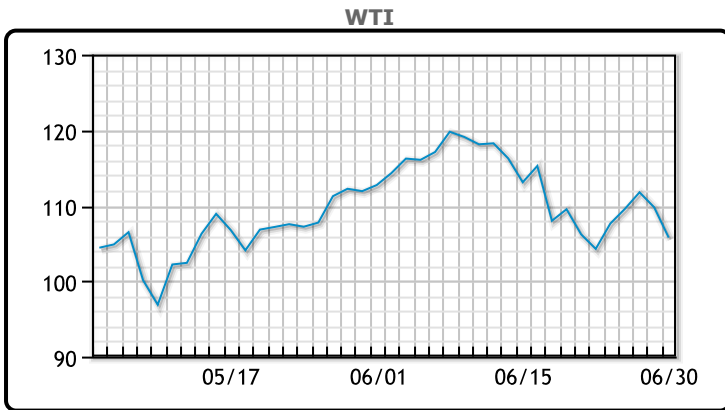
Major Energy Futures		
	Settle	Change
Brent	109.03	-3.42
Gas Oil	1160	1
Natural Gas	5.424	-1.074
RBOB	353.63	-18.7
ULSD	383.05	-12.58
WTI	105.76	-4.02

**Market Commentary**

Oil prices sold off three per cent on Thursday as OPEC+ confirmed it would increase output in August as much as previously announced despite tight global supplies, but left the market wondering about future output. U.S. **West Texas Intermediate crude futures fell \$4.02, or 3.7 percent**, to settle at **\$105.76/bbl**. **Brent crude futures for September delivery fell \$3.42, or 3.0 per cent**, to settle at **US\$109.03/bbl**. The August contract, which expires on Thursday, fell \$1.45, or 1.3 per cent, to settle at US\$114.81/bbl. The OPEC+ group of producers, including Russia, on Thursday agreed to stick to its output strategy after two days of meetings. The producer club avoided discussing policy from September onwards. Price declines in the oil market were exacerbated as U.S. traders squared positions ahead of the three-day Fourth of July holiday weekend. Natural gas followed suit falling nearly \$1.00 per MMBTU at Henry Hub.

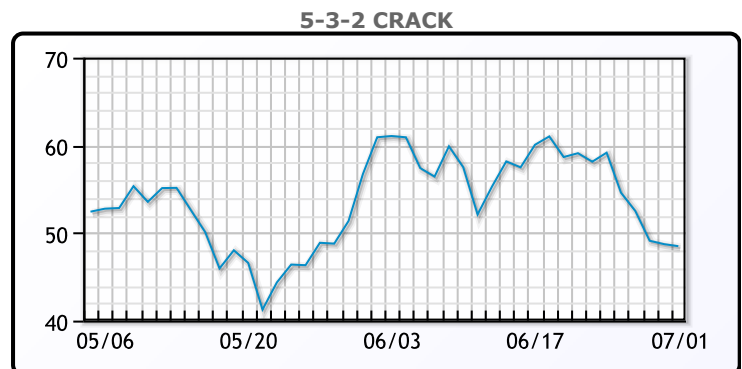
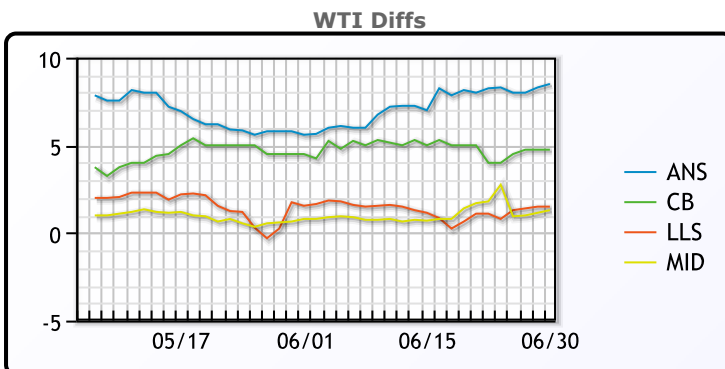
**Happy CANADA DAY to our Canadian Readers.**

## Crude & Product Markets

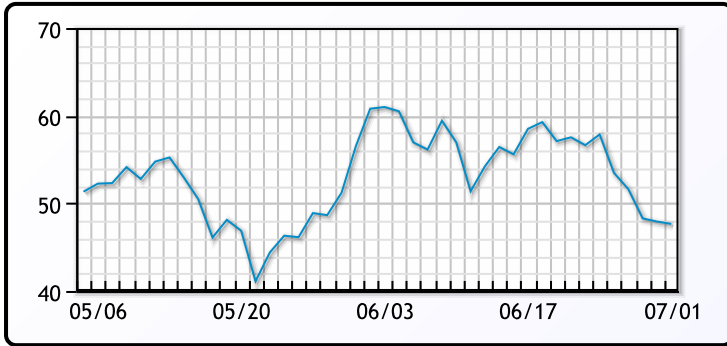


CRUDE	Last	Week Ago	Month Ago
ANS	114.26	114.37	120.67
BLS	110.51	110.12	119.57
LLS	107.26	107.22	116.62
Mid	107.06	107.92	115.87
WTI	105.76	106.12	115.07

PRODUCTS	Last	Week Ago	Month Ago
Gulf RBOB	355.5	371.1	387.44
Gulf ULSD	383.05	427.29	386.28
NYH RBOB	364.38	380.81	405.45
NYH ULSD	389.92	434.04	401.04
USGC 3%	90.13	86.13	99.63



3-2-1 Crack



Gulf 3-2-1 Crack



NGLs

MB

	Last	Week Ago	Month Ago
Butane	123.63	120.63	131.13
IsoButane	169.63	169.13	174.13
Natural Gasoline	197.5	197.13	220.63
Propane	120	119.5	125

CONWAY

	Last	Week Ago	Month Ago
Butane	132.75	135	151.75
IsoButane	175	165	185
Natural Gasoline	209.5	201.5	222.5
Propane	114.5	116	122.25

MB NON

	Last	Week Ago	Month Ago
Butane	139.63	141.13	157.13
IsoButane	169.63	169.13	174.13
Natural Gasoline	197	197	218.63
Propane	119.38	119	124.38

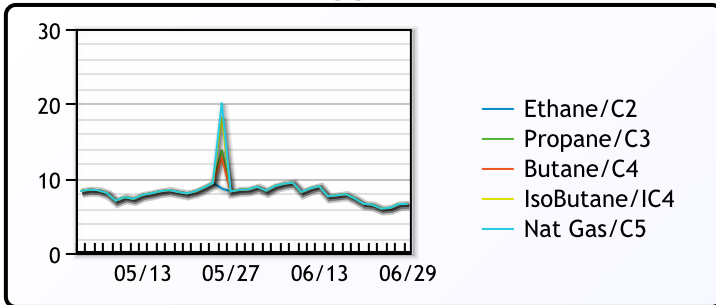
EDMONTON

	Last	Week Ago	Month Ago
Propane	94	96	98.75

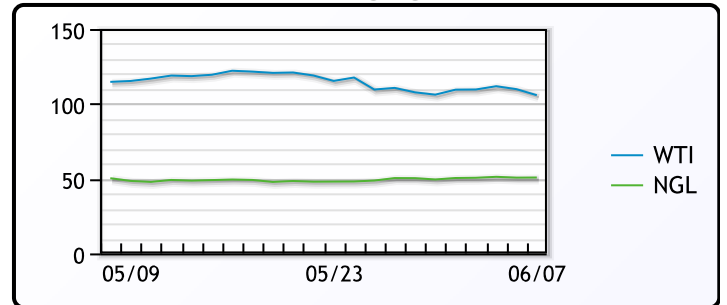
SARNIA

	Last	Week Ago	Month Ago
Propane	145	143.25	147.5

FRAC SPREAD



WTI vs NGL



FX

	Last	Change
CAD	1.2876	0.0003
DXY	104.685	-0.421
Gold	1805.41	-1.86

RATES

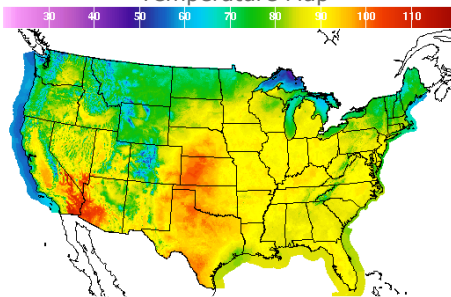
	Last	Change
US 2yr	2.9533	-0.0852
US 10yr	3.0129	-0.0762
CAN 10yr	3.223	-0.083

EQUITIES

	Last	Change
Nasdaq	11028.74	-149.15
TSX	1146.433	-13.656
S&P 500	3785.38	-33.45

Weather Data

Temperature Map



City	HIGH °F	LOW °F
Calgary	68	47
Conway	73	56
Cushing	93	65
Denver	86	66
Houston	82	76
Mont Belvieu	79	73
Sarnia	84	58
Williston	74	55

Precipitation Map

