



MARKET DAILY

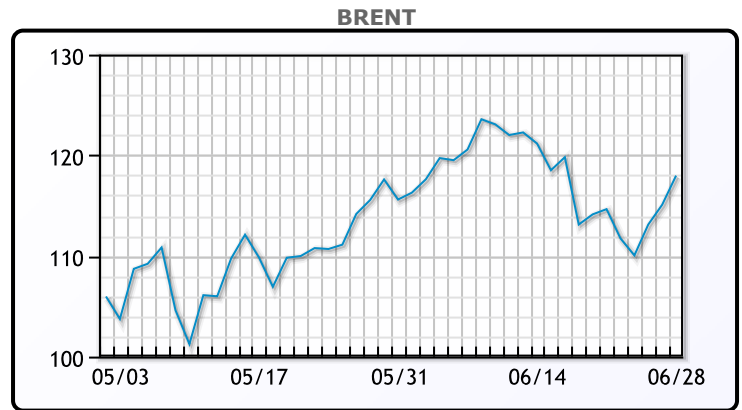
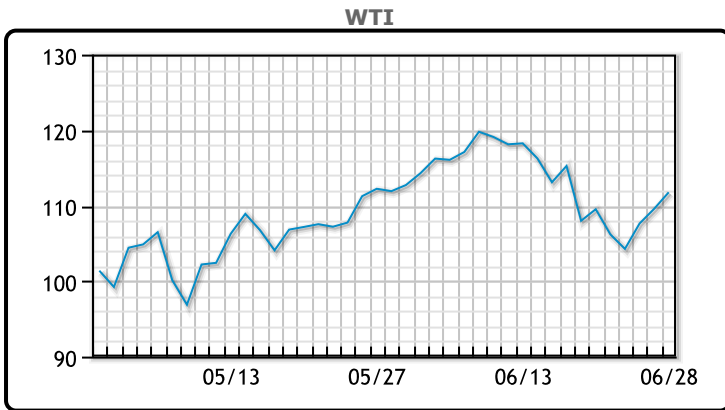
<https://www.pflpetroleum.com>
 1865 Veterans Park Dr. Suite 303
 Naples, Florida 34109
 Phone: 239-390-2885
 Fax: 239-949-0611
 Jun 29, 2022 6:34 PM

| Major Energy Futures | | |
|----------------------|---------|--------|
| | Settle | Change |
| Brent | 117.98 | 2.89 |
| Gas Oil | 1218.75 | -39.5 |
| Natural Gas | 6.57 | 0.024 |
| RBOB | 393.51 | 9.79 |
| ULSD | 419.94 | -3.08 |
| WTI | 111.76 | 2.19 |

Market Commentary

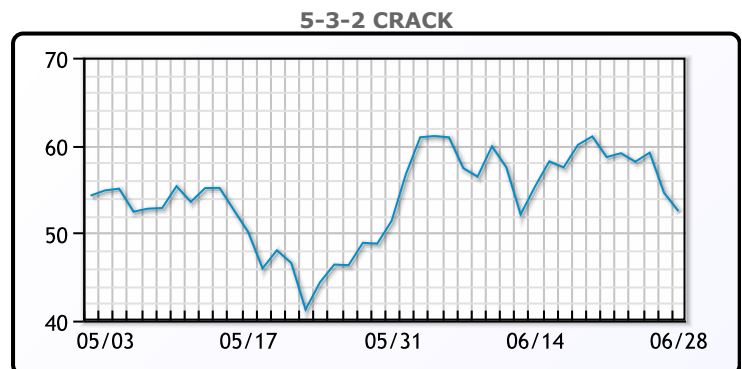
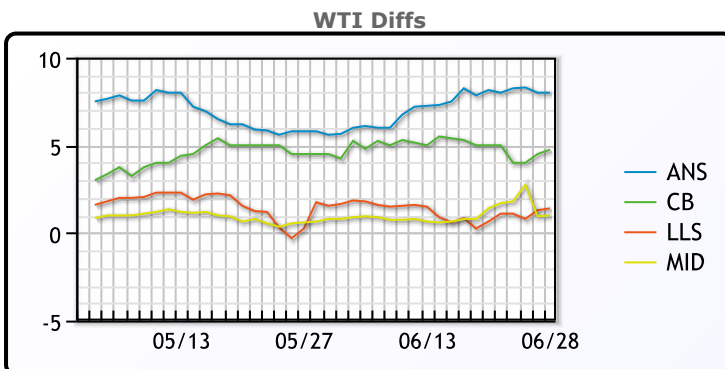
Oil prices were lower today as rising refined products inventories paused the latest rally in prices. Crude inventories fell last week despite a rise in a production to its highest level since April 2020. "The EIA report put a damper on the market. The rise in gasoline and distillate inventories eases the pressure a bit and the uptick in U.S. production also factored into the price decline," said John Kilduff, partner at Again Capital LLC in New York. The dollar was also stronger today, adding more pressure to crude markets. OPEC + began a series of two day meetings today but the group is expected to leave current policy largely unchanged. WTI traded down \$1.98 or -1.8% to close at \$109.78. Brent traded down \$1.72 or -1.5% to close at \$116.26.

Crude & Product Markets



| CRUDE | Last | Week Ago | Month Ago |
|-------|--------|----------|-----------|
| ANS | 119.76 | 118.8 | 120.67 |
| BLS | 116.51 | 115.65 | 119.57 |
| LLS | 113.16 | 111.3 | 116.62 |
| Mid | 112.76 | 112.05 | 115.87 |
| WTI | 111.76 | 110.65 | 115.07 |

| PRODUCTS | Last | Week Ago | Month Ago |
|-----------|--------|----------|-----------|
| Gulf RBOB | 386.42 | 378.2 | 387.44 |
| Gulf ULSD | 412.35 | 432.34 | 386.28 |
| NYH RBOB | 394.41 | 385.45 | 405.45 |
| NYH ULSD | 420.44 | 438.34 | 401.04 |
| USGC 3% | 93.38 | 90.38 | 99.63 |



3-2-1 Crack



Gulf 3-2-1 Crack



NGLs

MB

| | Last | Week Ago | Month Ago |
|------------------|--------|----------|-----------|
| Butane | 129.5 | 129 | 137.5 |
| IsoButane | 172.5 | 161.5 | 176.5 |
| Natural Gasoline | 206.13 | 199 | 220.63 |
| Propane | 122.5 | 121 | 125 |

MB NON

| | Last | Week Ago | Month Ago |
|------------------|--------|----------|-----------|
| Butane | 143.5 | 143 | 157.5 |
| IsoButane | 172.5 | 161.5 | 176.5 |
| Natural Gasoline | 205.25 | 198 | 219 |
| Propane | 121.75 | 120.38 | 124.38 |

CONWAY

| | Last | Week Ago | Month Ago |
|------------------|--------|----------|-----------|
| Butane | 137.75 | 136 | 152 |
| IsoButane | 176 | 162 | 176 |
| Natural Gasoline | 213 | 205 | 221 |
| Propane | 117.25 | 117.75 | 122.75 |

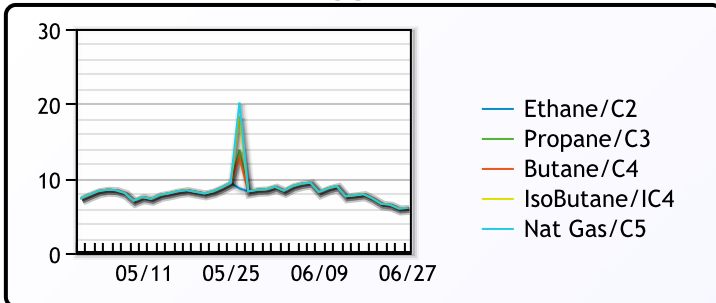
EDMONTON

| | Last | Week Ago | Month Ago |
|---------|-------|----------|-----------|
| Propane | 97.63 | 98.63 | 98.75 |

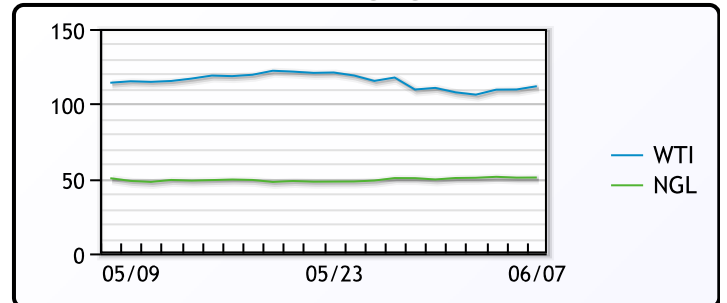
SARNIA

| | Last | Week Ago | Month Ago |
|---------|-------|----------|-----------|
| Propane | 141.5 | 141.5 | 147.5 |

FRAC SPREAD



WTI vs NGL



FX

| | Last | Change |
|------|---------|---------|
| CAD | 1.2874 | -0.0001 |
| DXY | 104.506 | 0.567 |
| Gold | 1819.63 | -0.38 |

RATES

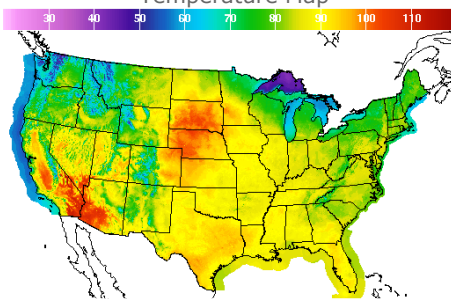
| | Last | Change |
|----------|--------|---------|
| US 2yr | 3.1096 | -0.0116 |
| US 10yr | 3.1715 | -0.0282 |
| CAN 10yr | 3.338 | -0.044 |

EQUITIES

| | Last | Change |
|---------|----------|---------|
| Nasdaq | 11181.54 | -343.01 |
| TSX | 1166.397 | -3.13 |
| S&P 500 | 3821.55 | -78.56 |

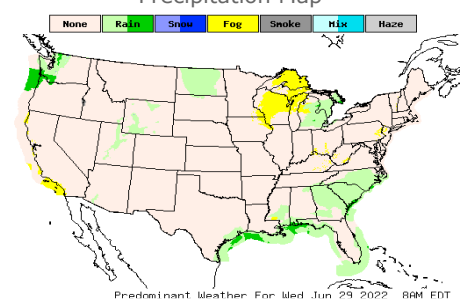
Weather Data

Temperature Map



| City | HIGH °F | LOW °F |
|--------------|---------|--------|
| Calgary | 61 | 49 |
| Conway | 77 | 50 |
| Cushing | 89 | 64 |
| Denver | 93 | 68 |
| Houston | 95 | 77 |
| Mont Belvieu | 94 | 75 |
| Sarnia | 68 | 58 |
| Williston | 86 | 60 |

Precipitation Map



This report has been prepared by PFL Petroleum Limited personnel for your information only and the views expressed are intended to provide market commentary and are not recommendations. This report is not an offer to sell or a solicitation of any offer to buy any security. The information contained herein has been compiled by PFL from sources believed to be reliable, but no representation or warranty, express or implied, is made by PFL Petroleum Limited, its affiliates or any other person as to its accuracy, completeness or correctness. Copyright 2017 PFL Petroleum Limited. All Rights Reserved