



MARKET DAILY

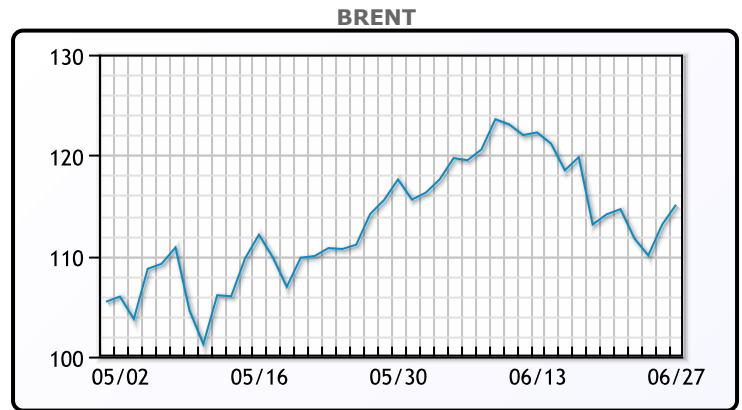
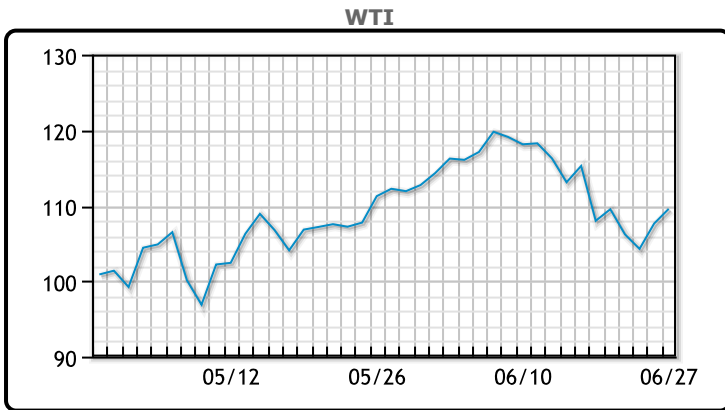
<https://www.pflpetroleum.com>
 1865 Veterans Park Dr. Suite 303
 Naples, Florida 34109
 Phone: 239-390-2885
 Fax: 239-949-0611
 Jun 27, 2022 6:02 PM

Major Energy Futures		
	Settle	Change
Brent	115.09	2.4
Gas Oil	1262.5	11.5
Natural Gas	6.501	0.281
RBOB	383.72	-4.76
ULSD	423.02	-13.27
WTI	109.57	1.95

Market Commentary

Oil prices rose today as the G7 promised more sanctions on Russia. The US is placing additional sanctions on Russian gold exports, and the group vowed to stand with Ukraine "for as long as it takes". "I think if they were to implement a price cap on sale and purchase of Russian oil, it's difficult for me to imagine how this is going to be implemented, especially when China and India have become Russia's biggest customers," said Houston-based oil consultant Andrew Lipow. Recession fears and expectations of more interest rate hikes have caused volatility and risk aversion in the futures markets, with some energy investors and traders paring back, while spot crude prices have remained strong on high demand and a supply crunch. Traders are still waiting for last week's EIA data which has yet to be released. WTI traded up \$1.95 or 1.81% to close at \$109.57. Brent traded up \$2.40 or 2.12% to close at \$115.52.

Crude & Product Markets

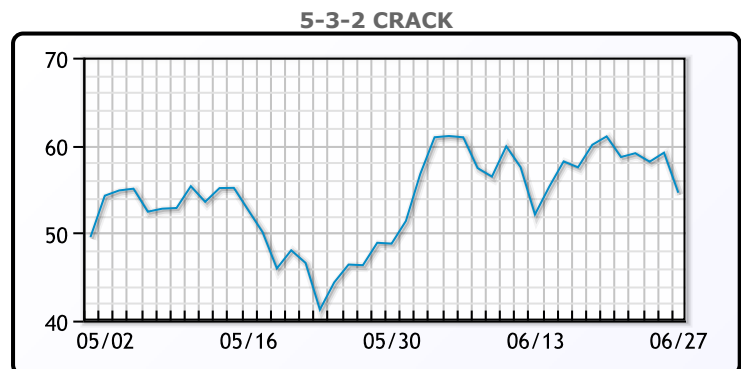
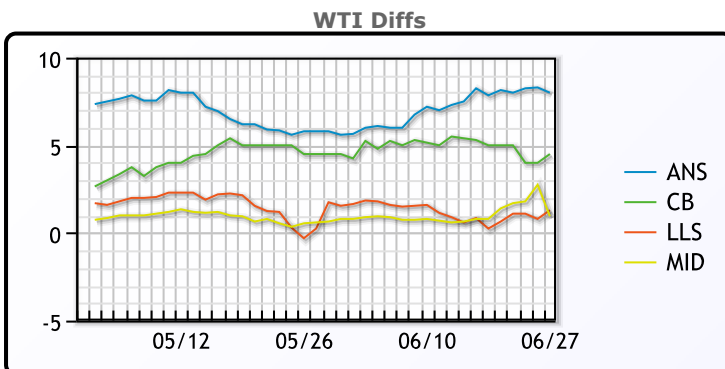


CRUDE

	Last	Week Ago	Month Ago
ANS	117.57	117.41	120.67
BLS	114.07	114.56	119.57
LLS	110.87	109.81	116.62
Mid	110.52	110.36	115.87
WTI	109.57	109.56	115.07

PRODUCTS

	Last	Week Ago	Month Ago
Gulf RBOB	375.49	379.43	387.44
Gulf ULSD	417.02	430.48	386.28
NYH RBOB	384.62	385.3	405.45
NYH ULSD	423.27	442.98	401.04
USGC 3%	90.88	90.38	99.63



3-2-1 Crack



Gulf 3-2-1 Crack



NGLs

MB

	Last	Week Ago	Month Ago
Butane	128.25	125.375	137.5
IsoButane	171.25	154.375	176.5
Natural Gasoline	202	196.75	220.63
Propane	121	119.625	125

MB NON

	Last	Week Ago	Month Ago
Butane	142.25	139.375	157.5
IsoButane	171.25	154.375	176.5
Natural Gasoline	202.25	196	219
Propane	121	119.13	124.38

CONWAY

	Last	Week Ago	Month Ago
Butane	136.25	134	152
IsoButane	175	156	176
Natural Gasoline	204.75	204	221
Propane	116	115	122.75

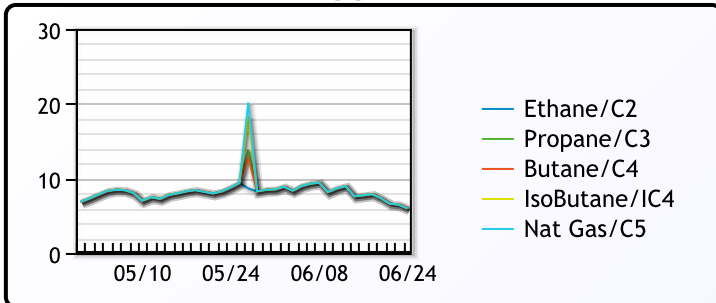
EDMONTON

	Last	Week Ago	Month Ago
Propane	96.25	96.63	98.75

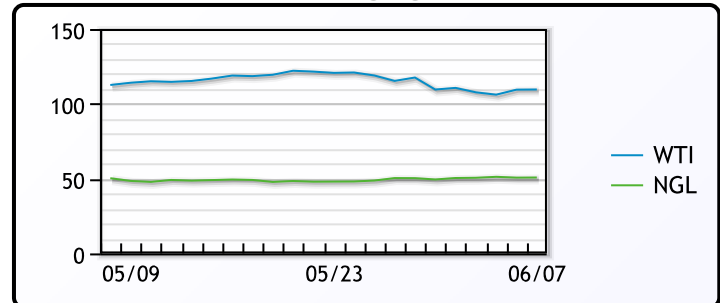
SARNIA

	Last	Week Ago	Month Ago
Propane	141.5	141	147.5

FRAC SPREAD



WTI vs NGL



FX

	Last	Change
CAD	1.2875	-0.0002
DXY	103.952	-0.233
Gold	1822.54	-0.31

RATES

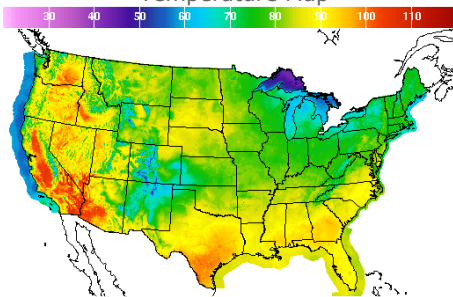
	Last	Change
US 2yr	3.1212	0.058
US 10yr	3.1997	0.0696
CAN 10yr	3.382	0.056

EQUITIES

	Last	Change
Nasdaq	11524.55	-83.07
TSX	1169.527	11.268
S&P 500	3900.11	-11.63

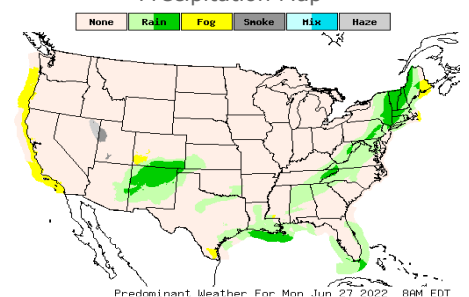
Weather Data

Temperature Map



City	HIGH °F	LOW °F
Calgary	75	48
Conway	82	54
Cushing	82	59
Denver	86	61
Houston	94	80
Mont Belvieu	93	74
Sarnia	65	52
Williston	82	55

Precipitation Map



This report has been prepared by PFL Petroleum Limited personnel for your information only and the views expressed are intended to provide market commentary and are not recommendations. This report is not an offer to sell or a solicitation of any offer to buy any security. The information contained herein has been compiled by PFL from sources believed to be reliable, but no representation or warranty, express or implied, is made by PFL Petroleum Limited, its affiliates or any other person as to its accuracy, completeness or correctness. Copyright 2017 PFL Petroleum Limited. All Rights Reserved