



MARKET DAILY

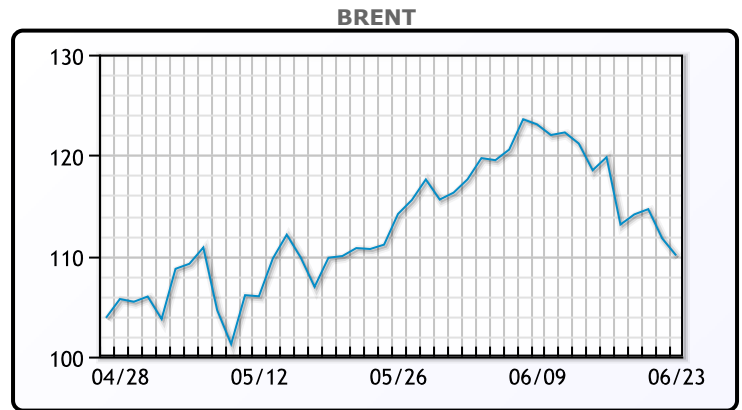
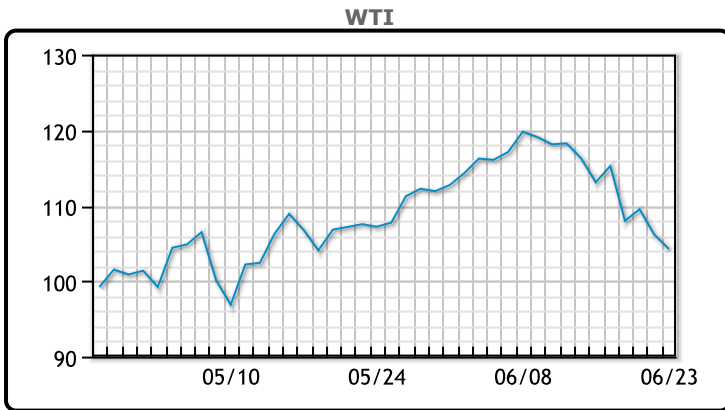
<https://www.pflpetroleum.com>
 1865 Veterans Park Dr. Suite 303
 Naples, Florida 34109
 Phone: 239-390-2885
 Fax: 239-949-0611
 Jun 24, 2022 5:43 PM

Major Energy Futures		
	Settle	Change
Brent	110.05	-1.69
Gas Oil	1290.5	6.25
Natural Gas	6.239	-0.619
RBOB	376.56	-6.85
ULSD	433.79	-6.67
WTI	104.27	-1.92

Market Commentary

Oil prices settled up today buoyed by tight supply but still logged a decline week over week for the second straight week. Concerns over rising interest rates and a global economic slowdown has been a drag on prices as of late. Inventory numbers released by the EIA have been delayed this week but data was expected to show a further tightening of supplies. Stephen Brennock of oil broker PVM said recession fears dominated sentiment, yet "the consensus remains that the oil market will see high demand and tight supply over the summer months, thereby limiting the downside." US oil and gas firms added rigs for a second straight week as higher prices are prompting drillers to return to the wellpad. WTI traded up \$3.35 or 3.2% to close at \$107.62. Brent traded up \$3.07 or 3.8% to close at \$113.12

Crude & Product Markets

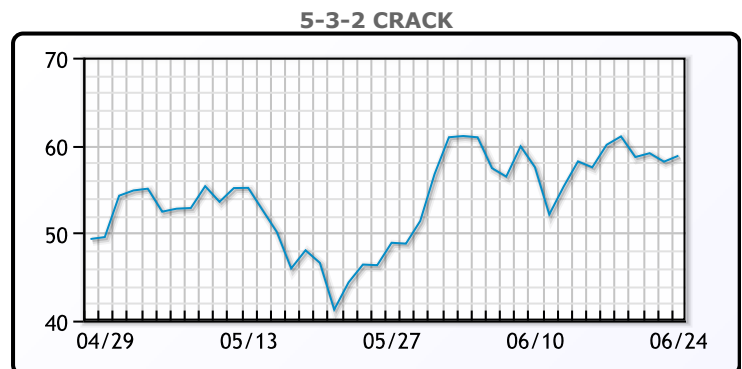
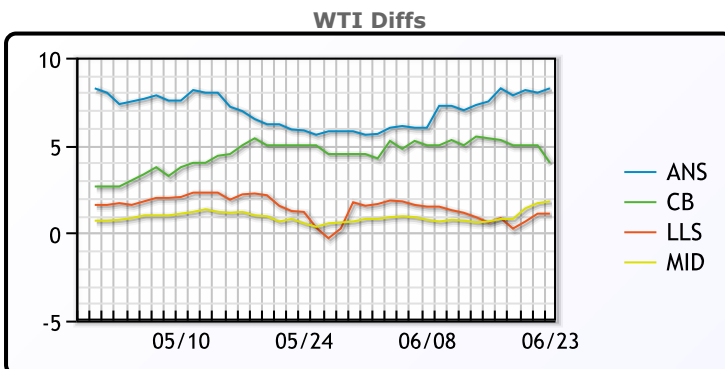


CRUDE

	Last	Week Ago	Month Ago
ANS	114.37	125.83	118.64
BLS	110.12	122.88	118.04
LLS	107.22	118.43	113.34
Mid	107.92	118.38	113.39
WTI	106.12	117.58	113.04

PRODUCTS

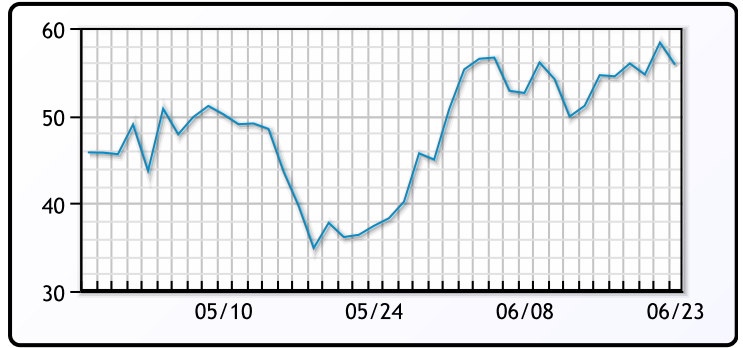
	Last	Week Ago	Month Ago
Gulf RBOB	371.1	396.54	367.52
Gulf ULSD	427.29	455.19	358.38
NYH RBOB	380.81	403.29	386.27
NYH ULSD	434.04	462.94	394.38
USGC 3%	86.13	96.13	97.38



3-2-1 Crack



Gulf 3-2-1 Crack



NGLs

MB

	Last	Week Ago	Month Ago
Butane	120.63	122.25	115.5
IsoButane	169.13	158.25	166.5
Natural Gasoline	197.13	205.5	210.75
Propane	119.5	122	120.25

CONWAY

	Last	Week Ago	Month Ago
Butane	135	135	139
IsoButane	165	150	172.5
Natural Gasoline	201.5	211	220
Propane	116	119	118.25

MB NON

	Last	Week Ago	Month Ago
Butane	141.13	142.25	141.5
IsoButane	169.13	158.25	166.5
Natural Gasoline	197	205	209
Propane	119	121.63	119.63

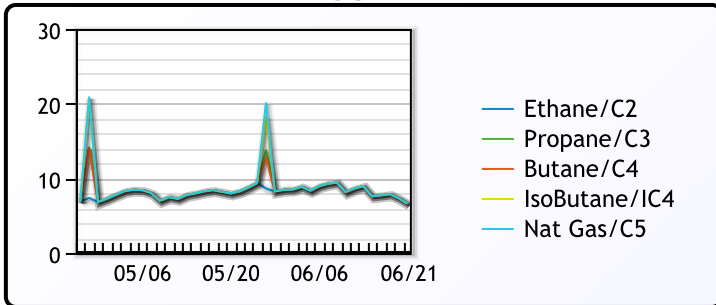
EDMONTON

	Last	Week Ago	Month Ago
Propane	96	99.5	96.25

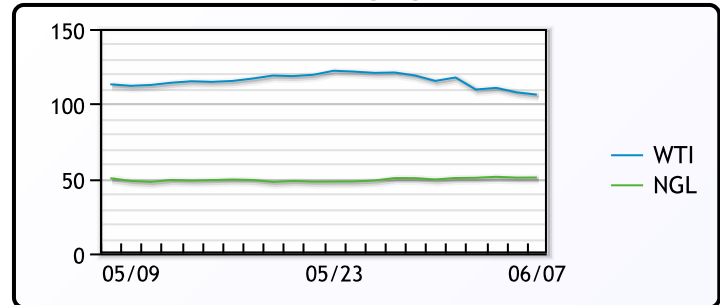
SARNIA

	Last	Week Ago	Month Ago
Propane	143.25	141	147.5

FRAC SPREAD



WTI vs NGL



FX

	Last	Change
CAD	1.299	-0.0006
DXY	104.461	0.03
Gold	1822.92	0.15

RATES

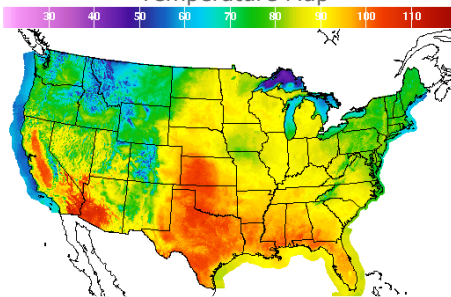
	Last	Change
US 2yr	3.0398	0.0253
US 10yr	3.0944	0.0074
CAN 10yr	3.304	-0.114

EQUITIES

	Last	Change
Nasdaq	11232.19	179.11
TSX	1138.993	-16.43
S&P 500	3795.73	35.84

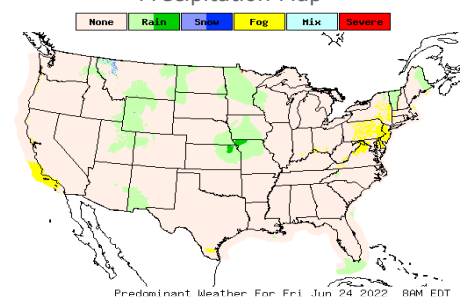
Weather Data

Temperature Map



City	HIGH °F	LOW °F
Calgary	53	41
Conway	79	61
Cushing	98	75
Denver	86	68
Houston	100	80
Mont Belvieu	96	78
Sarnia	86	56
Williston	68	54

Precipitation Map



This report has been prepared by PFL Petroleum Limited personnel for your information only and the views expressed are intended to provide market commentary and are not recommendations. This report is not an offer to sell or a solicitation of any offer to buy any security. The information contained herein has been compiled by PFL from sources believed to be reliable, but no representation or warranty, express or implied, is made by PFL Petroleum Limited, its affiliates or any other person as to its accuracy, completeness or correctness. Copyright 2017 PFL Petroleum Limited. All Rights Reserved