



# MARKET DAILY

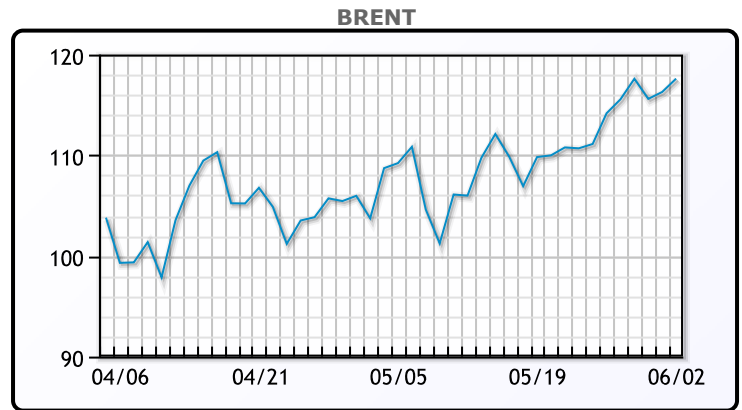
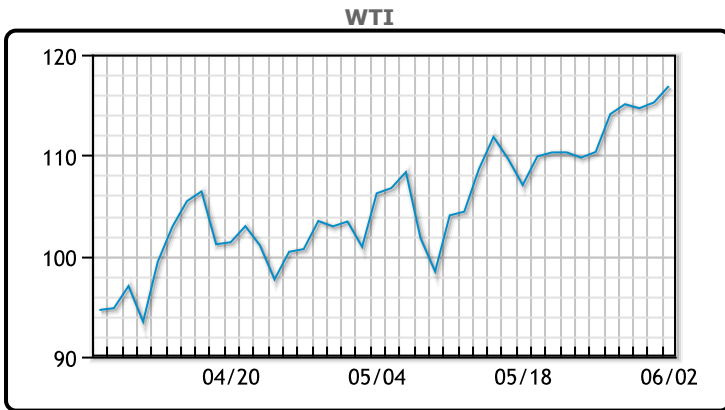
<https://www.pflpetroleum.com>  
 1865 Veterans Park Dr. Suite 303  
 Naples, Florida 34109  
 Phone: 239-390-2885  
 Fax: 239-949-0611  
 Jun 2, 2022 6:39 PM

Major Energy Futures		
	Settle	Change
Brent	117.61	1.32
Gas Oil	1258.5	25.75
Natural Gas	8.485	-0.211
RBOB	419.09	11.93
ULSD	420.84	6.51
WTI	116.87	1.61

**Market Commentary**

Oil prices rose again today as crude inventories were drawn down more than expected. This is despite OPEC+ agreeing to bring forward additional production hikes. OPEC+ has determined they will raise output by 650K/bpd for the next two months instead of 432K/bpd. "While OPEC+ agreed to increase their production quota by a bit more than the market expected, in reality it does very little to add additional supplies as OPEC+ was already falling short of its existing quotas by over 2 million barrels per day," said Andrew Lipow, president of Lipow Oil Associates in Houston. Crude stocks fell by 5.1MM/bbls, compared to a forecasted drop of 1.3MM/bbls. WTI traded up \$1.61 or 1.4% to close at \$116.87. Brent traded up \$1.32 or 1.14% to close at \$117.61

## Crude & Product Markets

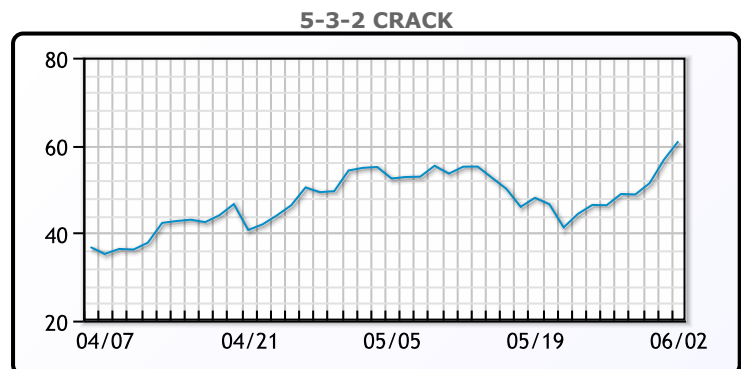
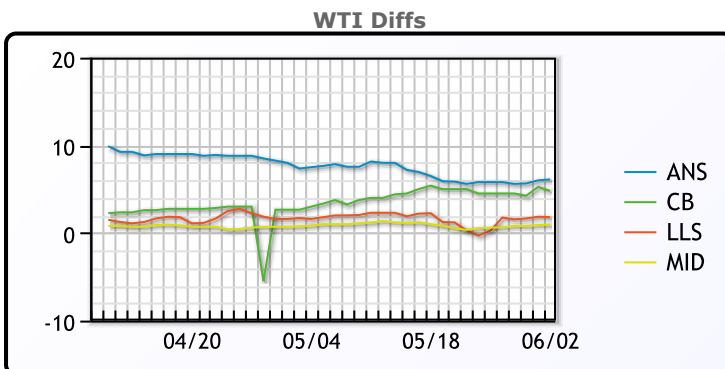


**CRUDE**

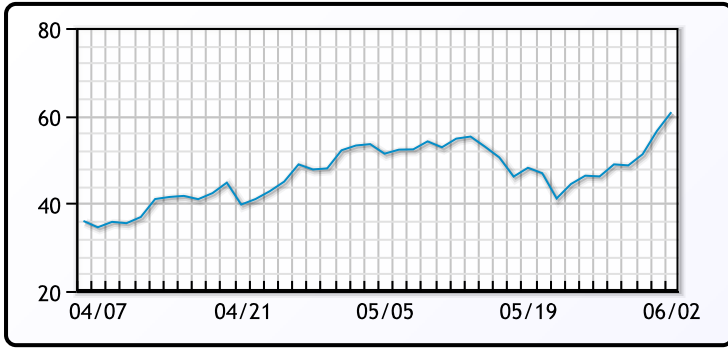
	Last	Week Ago	Month Ago
ANS	122.97	119.89	112.67
BLS	121.67	118.59	108.17
LLS	118.67	115.84	106.77
Mid	117.82	114.74	106.02
WTI	116.87	114.09	105.17

**PRODUCTS**

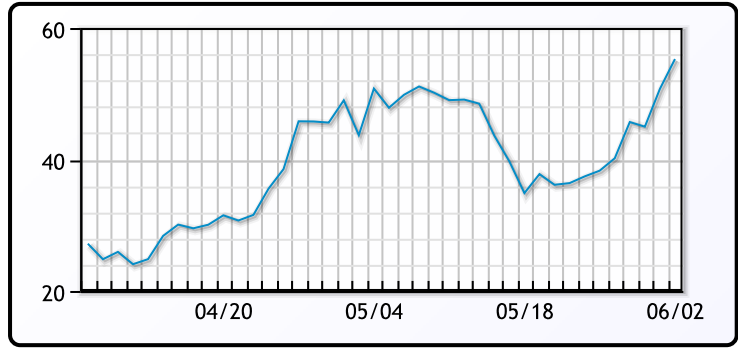
	Last	Week Ago	Month Ago
Gulf RBOB	421.59	374.74	342.47
Gulf ULSD	421.84	380.3	443.22
NYH RBOB	433.59	394.24	353.76
NYH ULSD	430.34	396.8	505.49
USGC 3%	98.88	99.63	92.63



**3-2-1 Crack**



**Gulf 3-2-1 Crack**



**NGLs**

**MB**

	Last	Week Ago	Month Ago
Butane	136.75	136	161
IsoButane	175.75	173	178
Natural Gasoline	215	211.88	223.75
Propane	123.25	125.75	128.5

**CONWAY**

	Last	Week Ago	Month Ago
Butane	147.5	151.5	153
IsoButane	175	174	177
Natural Gasoline	218	219	218.5
Propane	121.75	123.25	125

**MB NON**

	Last	Week Ago	Month Ago
Butane	150.75	156	162
IsoButane	175.75	173	178
Natural Gasoline	218	216.5	224.5
Propane	121.75	119.38	128.25

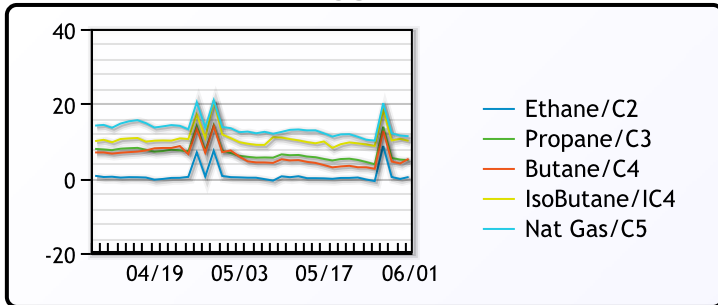
**EDMONTON**

	Last	Week Ago	Month Ago
Propane	98.25	96	103

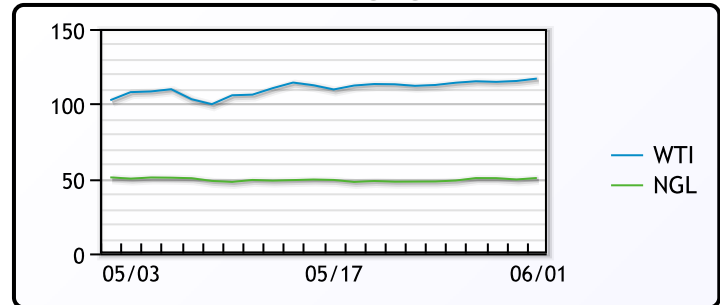
**SARNIA**

	Last	Week Ago	Month Ago
Propane	147.5	147.5	155.25

**FRAC SPREAD**



**WTI vs NGL**



**FX**

	Last	Change
CAD	1.2574	0.0004
DXY	101.824	-0.674
Gold	1869.44	0.86

**RATES**

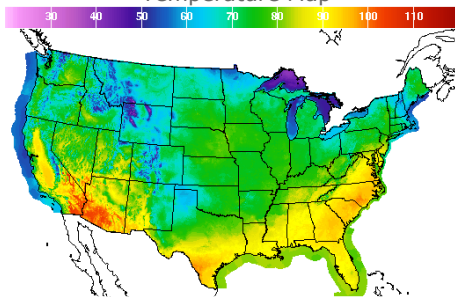
	Last	Change
US 2yr	2.6296	-0.012
US 10yr	2.9076	0.0018
CAN 10yr	3	0.024

**EQUITIES**

	Last	Change
Nasdaq	12316.9	322.44
TSX	1271.134	17.291
S&P 500	4176.82	75.59

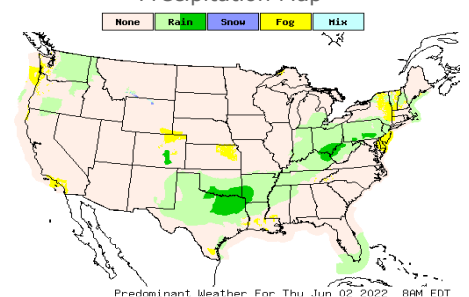
**Weather Data**

**Temperature Map**



City	HIGH °F	LOW °F
Calgary	67	43
Conway	56	42
Cushing	76	57
Denver	71	48
Houston	94	76
Mont Belvieu	92	74
Sarnia	67	48
Williston	70	46

**Precipitation Map**



This report has been prepared by PFL Petroleum Limited personnel for your information only and the views expressed are intended to provide market commentary and are not recommendations. This report is not an offer to sell or a solicitation of any offer to buy any security. The information contained herein has been compiled by PFL from sources believed to be reliable, but no representation or warranty, express or implied, is made by PFL Petroleum Limited, its affiliates or any other person as to its accuracy, completeness or correctness. Copyright 2017 PFL Petroleum Limited. All Rights Reserved