



# MARKET DAILY

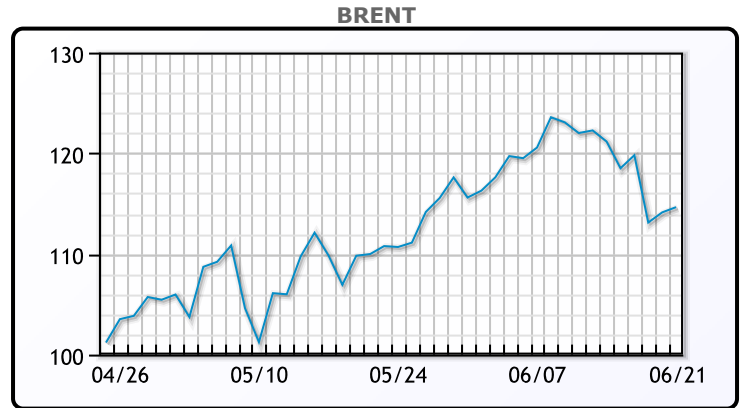
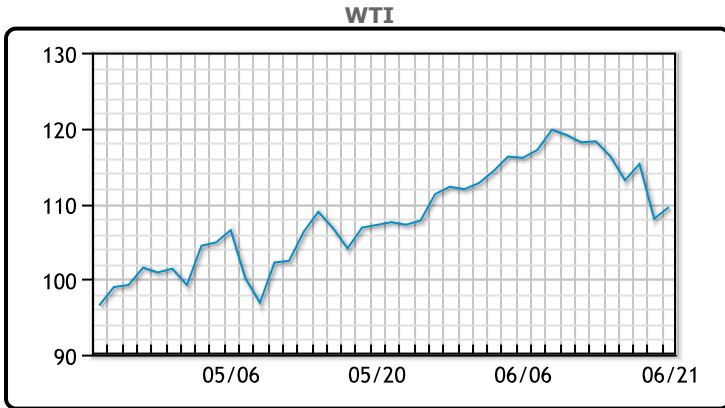
<https://www.pflpetroleum.com>  
 1865 Veterans Park Dr. Suite 303  
 Naples, Florida 34109  
 Phone: 239-390-2885  
 Fax: 239-949-0611  
 Jun 21, 2022 6:30 PM

Major Energy Futures		
	Settle	Change
Brent	114.65	0.52
Gas Oil	1320.25	23
Natural Gas	6.808	-0.136
RBOB	379.45	0.15
ULSD	435.84	1.86
WTI	109.52	1.53

### Market Commentary

Oil prices were higher today after trading down sharply on Friday. The 50-day SMA of U.S. front month futures touched its highest since 2008, and Brent's touched its highest since 2013. The US is weighing a decision on whether to pause a federal gasoline tax, which could come as soon as this week. This would only offer a slight reprieve, as the federal gas tax is around \$.18, while most gas taxation is implemented at the state level. On the demand side, UBS analyst Giovanni Staunovo said that despite concerns over economic growth, data continues to show solid oil demand. "We expect oil demand to improve further, benefiting from the reopening of China, summer travel in the northern hemisphere and the weather getting warmer in the Middle East. With supply growth lagging demand growth over the coming months, we continue to expect higher oil prices," he said. The CEOs of six US energy majors will be meeting with the Secretary of Energy Thursday to discuss the current market situations. WTI traded up \$1.53 or 1.42% to close at \$109.52. Brent traded up \$.52 or .46% to close at \$114.65.

## Crude & Product Markets

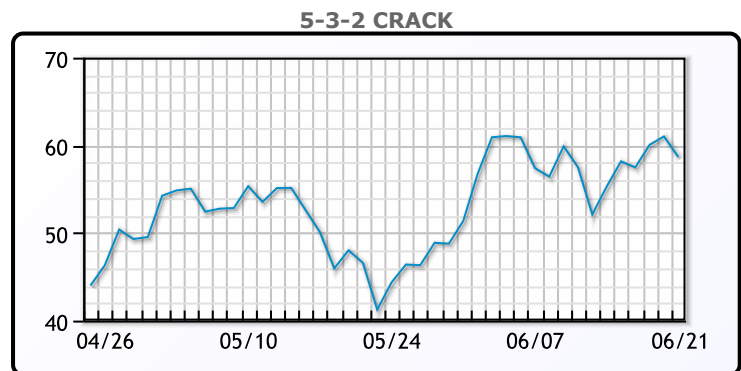
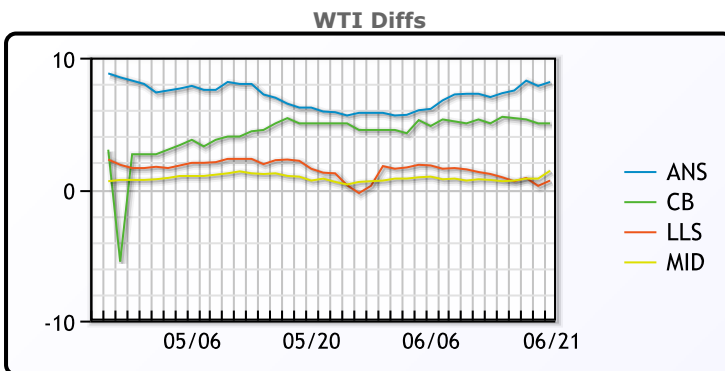


### CRUDE

	Last	Week Ago	Month Ago
ANS	118.8	126.23	119.08
BLS	115.65	124.43	118.23
LLS	111.3	119.83	114.43
Mid	112.05	119.53	113.78
WTI	110.65	118.93	113.23

### PRODUCTS

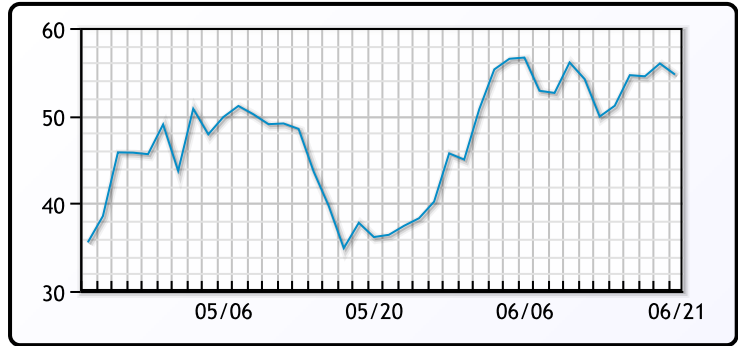
	Last	Week Ago	Month Ago
Gulf RBOB	378.2	401.88	371.7
Gulf ULSD	432.34	438.9	357.41
NYH RBOB	385.45	408.63	394.2
NYH ULSD	438.34	445.4	403.91
USGC 3%	90.38	96.63	95.88



3-2-1 Crack



Gulf 3-2-1 Crack



NGLs

MB

	Last	Week Ago	Month Ago
Butane	129	126.75	116
IsoButane	161.5	153.75	167
Natural Gasoline	199	204.5	215.25
Propane	121	118.75	120.75

MB NON

	Last	Week Ago	Month Ago
Butane	143	140.75	142
IsoButane	161.5	153.75	167
Natural Gasoline	198	204	214
Propane	120.38	118.38	120.13

CONWAY

	Last	Week Ago	Month Ago
Butane	136	137	138
IsoButane	162	160	170
Natural Gasoline	205	223	225
Propane	117.75	117.5	119.375

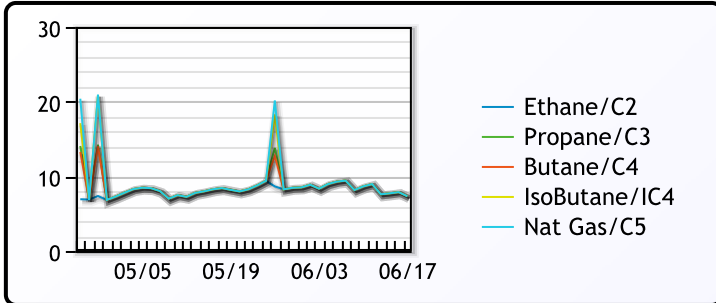
EDMONTON

	Last	Week Ago	Month Ago
Propane	98.63	98.25	96

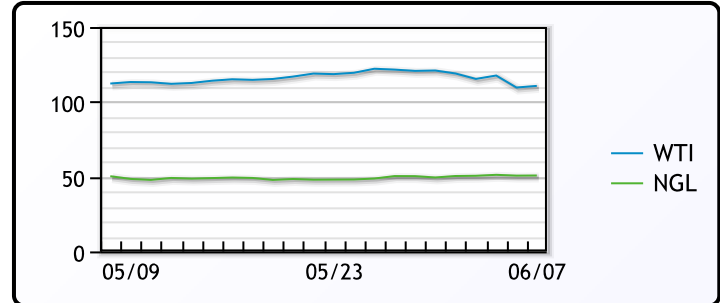
SARNIA

	Last	Week Ago	Month Ago
Propane	141.5	147	147.5

FRAC SPREAD



WTI vs NGL



FX

	Last	Change
CAD	1.2923	0.0001
DXY	104.435	-0.265
Gold	1829.4	-3.58

RATES

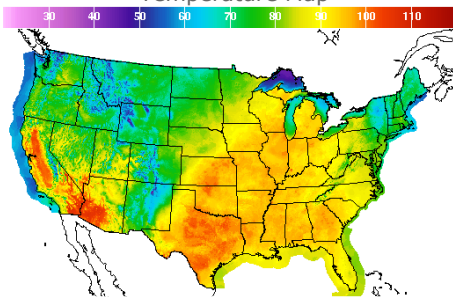
	Last	Change
US 2yr	3.1963	0.0178
US 10yr	3.2749	0.0493
CAN 10yr	3.501	0.041

EQUITIES

	Last	Change
Nasdaq	11069.3	270.95
TSX	1168.067	3.512
S&P 500	3764.79	89.95

Weather Data

Temperature Map



City	HIGH °F	LOW °F
Calgary	72	47
Conway	68	54
Cushing	96	71
Denver	78	60
Houston	96	81
Mont Belvieu	94	80
Sarnia	91	63
Williston	69	54

Precipitation Map

