



MARKET DAILY

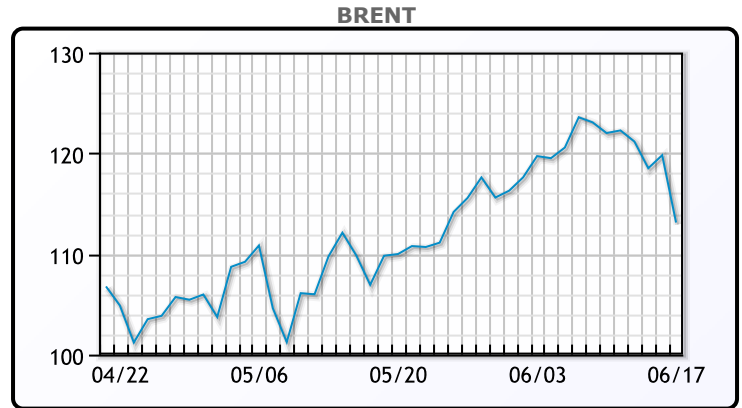
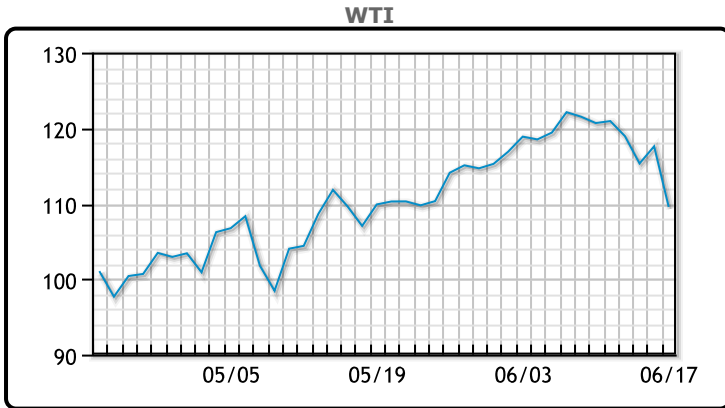
<https://www.pflpetroleum.com>
 1865 Veterans Park Dr. Suite 303
 Naples, Florida 34109
 Phone: 239-390-2885
 Fax: 239-949-0611
 Jun 17, 2022 5:58 PM

Major Energy Futures		
	Settle	Change
Brent	113.60	-6.21
Gas Oil	1294	-32
Natural Gas	6.944	0.044
RBOB	379.3	6.16
ULSD	433.98	2.43
WTI	109.56	-8.03

Market Commentary

Oil prices slumped to four week lows today, falling by >6% on worries of demand destruction from rising interest rates. Rising rates also means a stronger dollar, which this week rose to its higher level since 2002. Brent closed down week over week for the first time in 5 weeks and WTI for the first time in 8 weeks. "Once you raise rates that high also and you know it's going to happen for next month, a lot of retail customers have tough time trading once you start increasing their costs of trading," said Robert Yawger, director of energy futures at Mizuho in New York. AAA said prices of diesel hit a record high today, while gasoline prices hit a record high earlier in the week. Russia also signaled oil exports would increase in 2022 despite large tranches of sanctions on the federation. WTI traded down \$8.03 or -6.83% to close at \$109.56. Brent traded down \$6.21 or -5.18% to close at \$113.60.

Crude & Product Markets

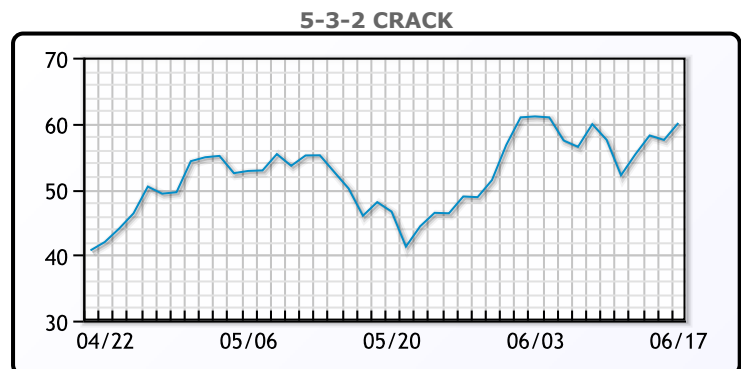
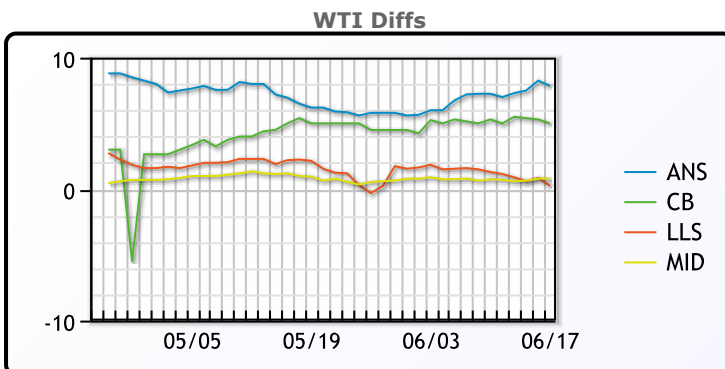


CRUDE

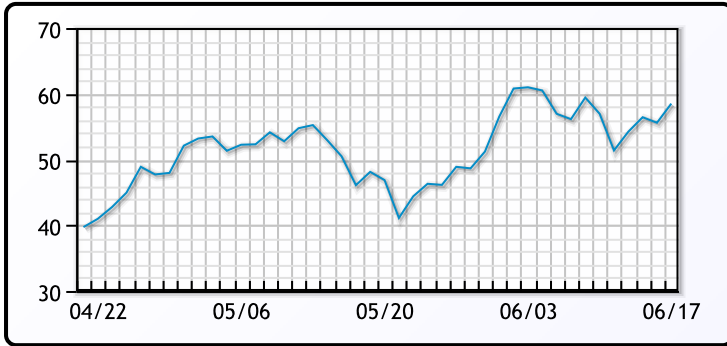
	Last	Week Ago	Month Ago
ANS	117.41	127.92	118.6
BLS	114.56	125.97	117.4
LLS	109.81	121.97	114.55
Mid	110.36	121.42	113.35
WTI	109.56	120.67	112.4

PRODUCTS

	Last	Week Ago	Month Ago
Gulf RBOB	379.43	420.6	383.67
Gulf ULSD	430.48	436.67	369.18
NYH RBOB	385.3	428.1	410.42
NYH ULSD	442.98	443.67	454.93
USGC 3%	90.38	98.38	95.38



3-2-1 Crack



Gulf 3-2-1 Crack



NGLs

MB

	Last	Week Ago	Month Ago
Butane	119.75	125.5	121.5
IsoButane	155.75	156.5	171.5
Natural Gasoline	196.75	215.5	221
Propane	119.5	122.5	122.75

CONWAY

	Last	Week Ago	Month Ago
Butane	133	139	137.5
IsoButane	157	178	170
Natural Gasoline	203.5	220	231.5
Propane	116.63	121	121.25

MB NON

	Last	Week Ago	Month Ago
Butane	139.75	145.5	146.5
IsoButane	155.75	156.5	171.5
Natural Gasoline	196.25	214.5	220
Propane	119.13	122.13	122

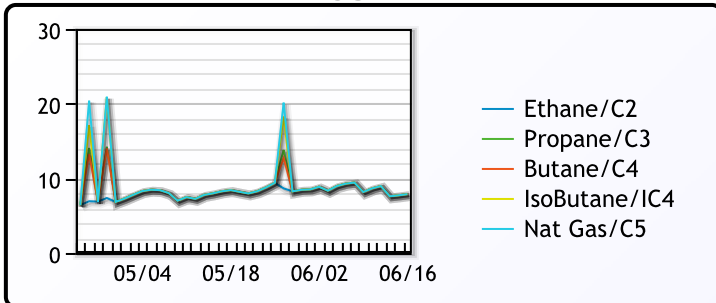
EDMONTON

	Last	Week Ago	Month Ago
Propane	96.63	101.5	99.25

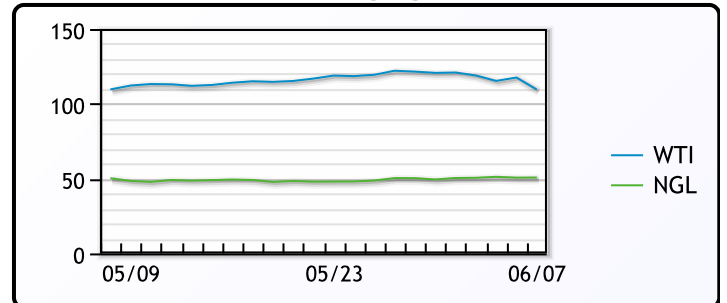
SARNIA

	Last	Week Ago	Month Ago
Propane	141	147	148.5

FRAC SPREAD



WTI vs NGL



FX

	Last	Change
CAD	1.303	0.008
DXY	104.65	1.019
Gold	1839.39	-17.94

RATES

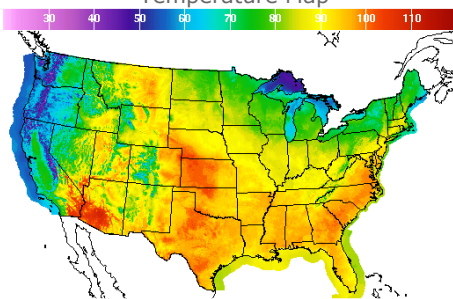
	Last	Change
US 2yr	3.1785	0.0852
US 10yr	3.2256	0.0304
CAN 10yr	3.405	0.03

EQUITIES

	Last	Change
Nasdaq	10798.35	152.25
TSX	1148.51	-2.925
S&P 500	3674.84	8.07

Weather Data

Temperature Map



City	HIGH °F	LOW °F
Calgary	66	51
Conway	78	54
Cushing	94	70
Denver	95	66
Houston	98	80
Mont Belvieu	94	77
Sarnia	79	54
Williston	85	54

Precipitation Map

