



# MARKET DAILY

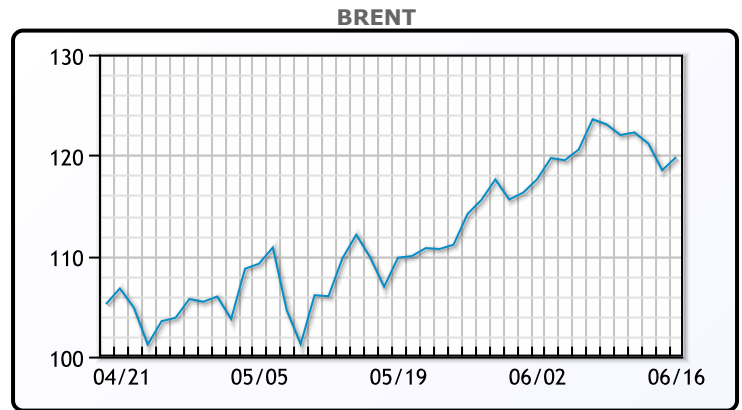
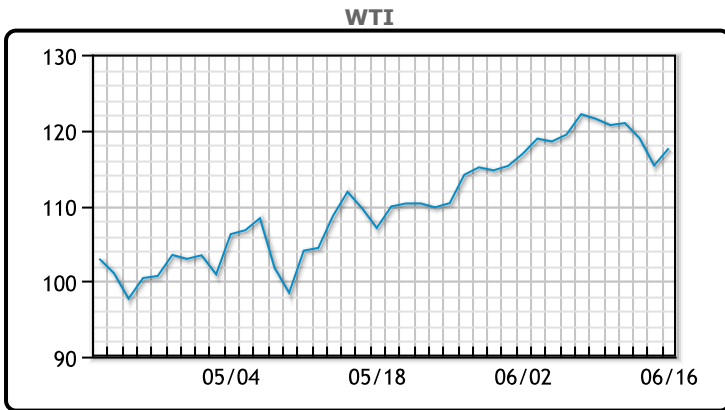
<https://www.pflpetroleum.com>  
 1865 Veterans Park Dr. Suite 303  
 Naples, Florida 34109  
 Phone: 239-390-2885  
 Fax: 239-949-0611  
 Jun 16, 2022 6:18 PM

Major Energy Futures		
	Settle	Change
Brent	119.81	1.3
Gas Oil	1300.25	34.5
Natural Gas	7.464	0.044
RBOB	395.58	6.16
ULSD	457.13	2.43
WTI	117.59	2.28

**Market Commentary**

Oil prices rebounded today despite falling equity markets as the US announced new sanctions on Iran. Analysts said prices got a boost from Washington's decision to impose sanctions on Chinese, Emirati and Iranian firms that help export Iran's petrochemicals. The markets had originally traded down earlier in the day but buyers jumped back in later in the session. "A lot of it is just a supply issue and that has to be worked through," said Eli Tesfaye, senior market strategist at RJO Futures. "Right now there isn't a slowdown in global demand so any selloff is going to be seen as an opportunity and that's really what we saw today." The International Energy Agency said it expects demand to rise further in 2023, growing by more than 2% to a record 101.6 million barrels per day. WTI traded up \$2.28 or 1.98% to close at \$117.59. Brent traded up \$1.30 or 1.1% to close at \$119.81.

## Crude & Product Markets

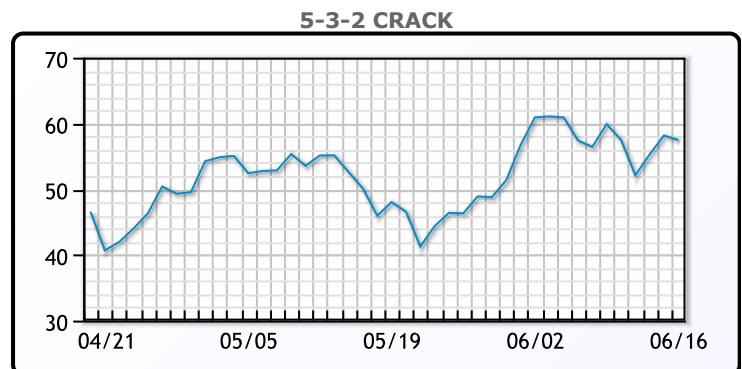
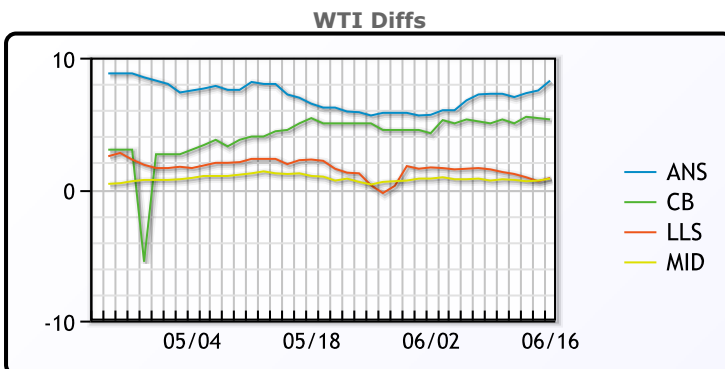


**CRUDE**

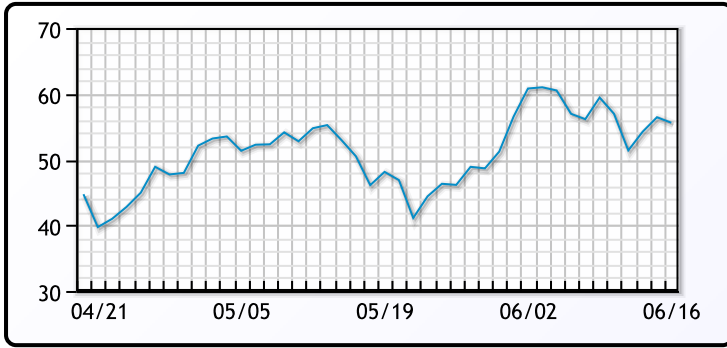
	Last	Week Ago	Month Ago
ANS	125.83	128.76	120.7
BLS	122.88	126.51	119.6
LLS	118.43	123.01	116.45
Mid	118.38	122.16	115.2
WTI	117.58	121.51	114.2

**PRODUCTS**

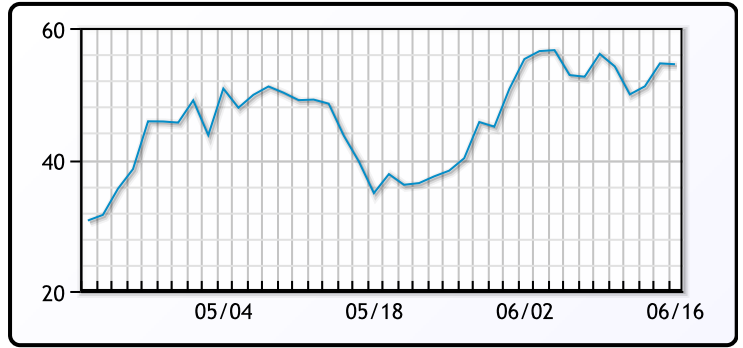
	Last	Week Ago	Month Ago
Gulf RBOB	396.54	430.87	392.17
Gulf ULSD	455.19	440.27	379.75
NYH RBOB	403.29	438.37	420.29
NYH ULSD	462.94	447.37	460.75
USGC 3%	96.13	99.63	96.88



**3-2-1 Crack**



**Gulf 3-2-1 Crack**



**NGLs**

**MB**

	Last	Week Ago	Month Ago
Butane	128	136.25	148.25
IsoButane	157	161.25	169.5
Natural Gasoline	205.5	220.5	226.5
Propane	121.75	124	124.375

**CONWAY**

	Last	Week Ago	Month Ago
Butane	136.5	146.25	143.5
IsoButane	154	171	173
Natural Gasoline	211	226	230
Propane	119	122.125	124

**MB NON**

	Last	Week Ago	Month Ago
Butane	142	150.25	149.25
IsoButane	157	161.25	169.5
Natural Gasoline	205.25	219	224.75
Propane	121.63	123.75	123.75

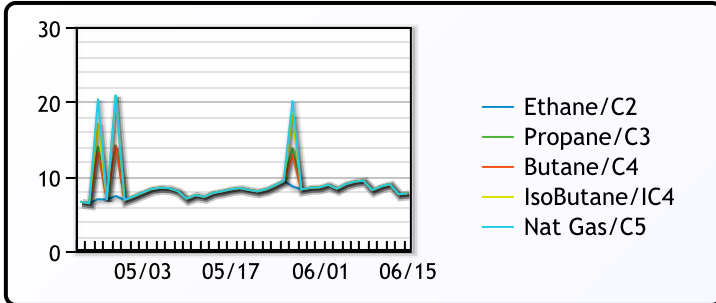
**EDMONTON**

	Last	Week Ago	Month Ago
Propane	99.5	102.75	99.5

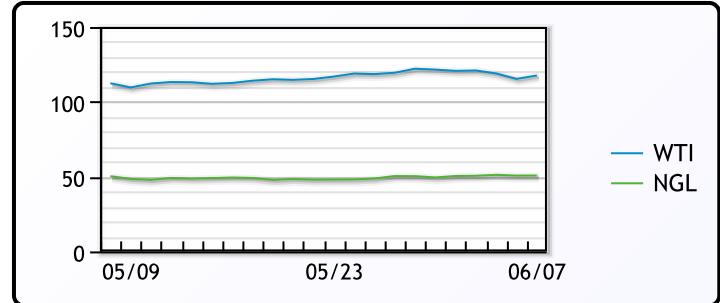
**SARNIA**

	Last	Week Ago	Month Ago
Propane	141	149	148.5

**FRAC SPREAD**



**WTI vs NGL**



**FX**

	Last	Change
CAD	1.2941	-0.0009
DXY	103.631	-1.527
Gold	1852.18	-5.15

**RATES**

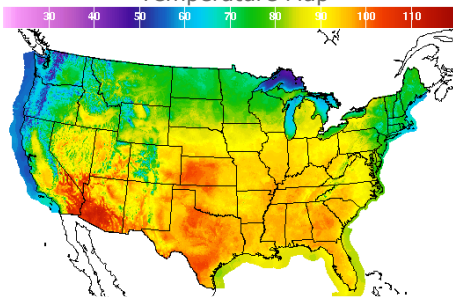
	Last	Change
US 2yr	3.0933	-0.0975
US 10yr	3.1952	-0.0887
CAN 10yr	3.375	-0.084

**EQUITIES**

	Last	Change
Nasdaq	10646.1	-453.05
TSX	1151.43	-35.323
S&P 500	3666.77	-123.22

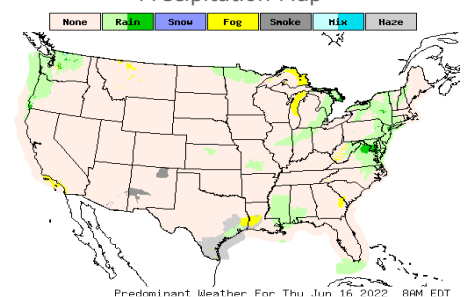
**Weather Data**

**Temperature Map**



City	HIGH °F	LOW °F
Calgary	64	44
Conway	75	53
Cushing	90	74
Denver	92	63
Houston	100	79
Mont Belvieu	97	77
Sarnia	89	71
Williston	74	55

**Precipitation Map**



This report has been prepared by PFL Petroleum Limited personnel for your information only and the views expressed are intended to provide market commentary and are not recommendations. This report is not an offer to sell or a solicitation of any offer to buy any security. The information contained herein has been compiled by PFL from sources believed to be reliable, but no representation or warranty, express or implied, is made by PFL Petroleum Limited, its affiliates or any other person as to its accuracy, completeness or correctness. Copyright 2017 PFL Petroleum Limited. All Rights Reserved