



# MARKET DAILY

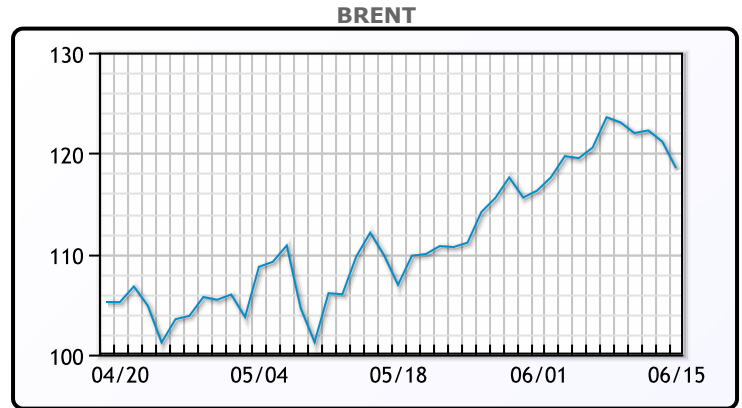
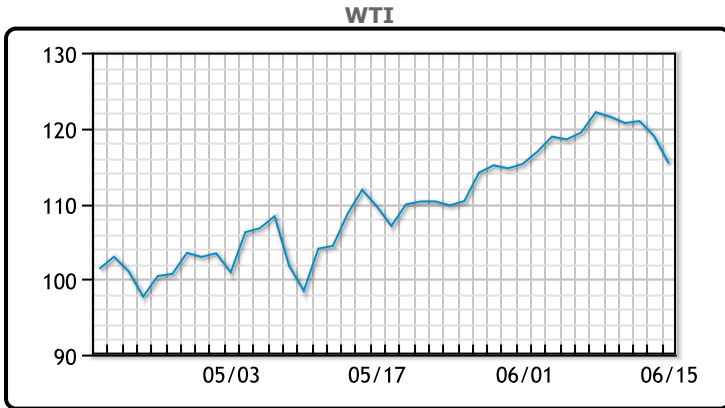
<https://www.pflpetroleum.com>  
 1865 Veterans Park Dr. Suite 303  
 Naples, Florida 34109  
 Phone: 239-390-2885  
 Fax: 239-949-0611  
 Jun 15, 2022 9:36 PM

Major Energy Futures		
	Settle	Change
Brent	118.51	-2.70
Gas Oil	1332.25	34.5
Natural Gas	7.42	0.231
RBOB	389.42	-9.96
ULSD	454.7	15.3
WTI	115.31	-3.62

**Market Commentary**

Oil prices sank today, as markets worried about a fall in demand after a 75 bp rate hike today by the Fed. This is the biggest rate hike since 1994 and sent the dollar index rising to its highest level since 2002. EIA data today showed crude production actually edged up 100K/bpd to its highest since April 2020. Crude and distillate stocks also had a build while gasoline had a drawdown in inventories. "A little bit of that uptick in domestic production maybe the first sign of more to come there," said John Kilduff, a partner at Again Capital LLC. WTI fell \$3.62 or -3.04% to close at \$115.31. Brent traded down \$2.7 or -2.2% to close at \$118.41.

## Crude & Product Markets

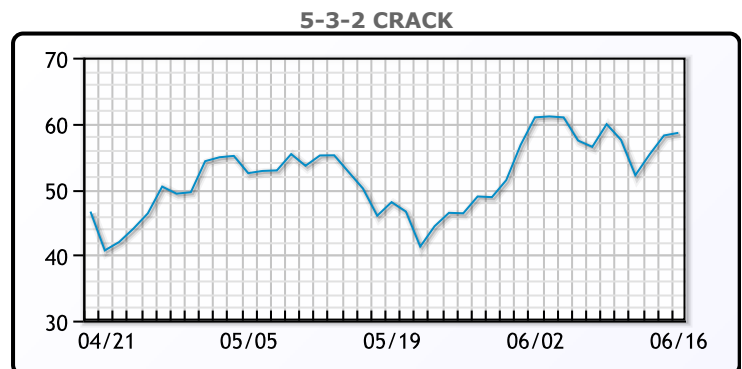
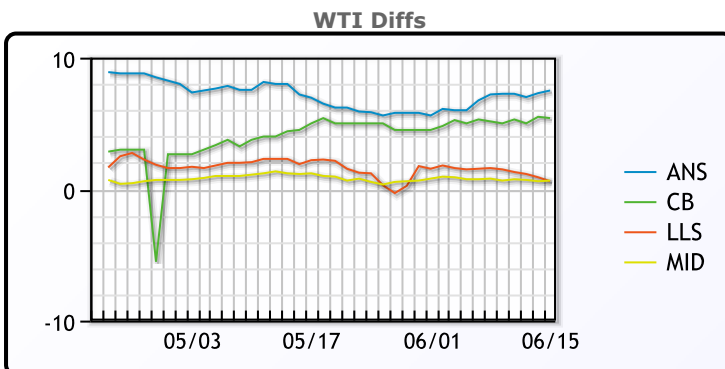


**CRUDE**

	Last	Week Ago	Month Ago
ANS	122.81	129.31	117.44
BLS	120.71	127.26	115.49
LLS	115.91	123.71	112.69
Mid	115.96	122.91	111.69
WTI	115.31	122.11	110.49

**PRODUCTS**

	Last	Week Ago	Month Ago
Gulf RBOB	391.42	425.19	386.78
Gulf ULSD	452.7	430.81	383.12
NYH RBOB	397.92	433.19	405.28
NYH ULSD	460.7	439.18	502.12
USGC 3%	95.13	100.63	94.88



3-2-1 Crack



Gulf 3-2-1 Crack



NGLs

MB

	Last	Week Ago	Month Ago
Butane	117.5	131.5	125.38
IsoButane	151.5	171.63	165.38
Natural Gasoline	200.5	224.38	224
Propane	118.38	125	124.25

CONWAY

	Last	Week Ago	Month Ago
Butane	132	146.5	146.5
IsoButane	150	174	170
Natural Gasoline	206.25	228	223
Propane	116.75	124	122.5

MB NON

	Last	Week Ago	Month Ago
Butane	137.5	151.38	150.38
IsoButane	151.5	171.38	165.38
Natural Gasoline	200	223.13	224
Propane	118	124.63	123.5

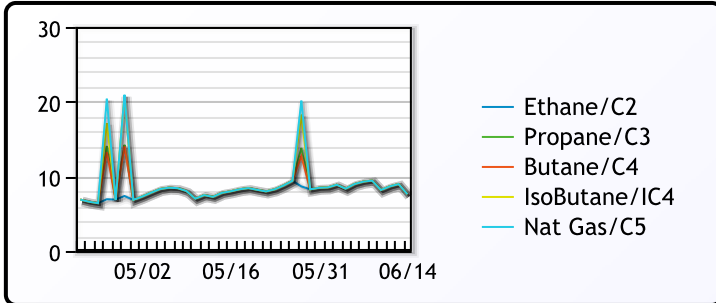
EDMONTON

	Last	Week Ago	Month Ago
Propane	97.75	103.5	100.5

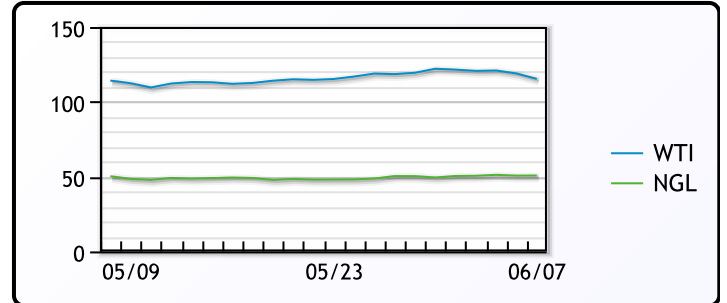
SARNIA

	Last	Week Ago	Month Ago
Propane	141	147.75	148.5

FRAC SPREAD



WTI vs NGL



FX

	Last	Change
CAD	1.2875	-0.0016
DXY	104.855	-0.303
Gold	1833	-0.82

RATES

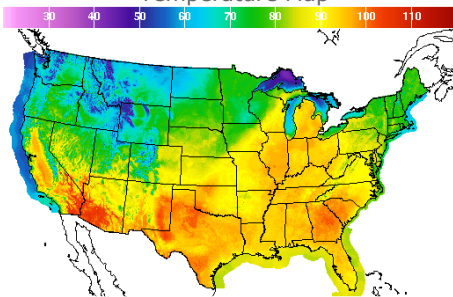
	Last	Change
US 2yr	3.2725	0.0817
US 10yr	3.3486	0.0647
CAN 10yr	3.459	-0.163

EQUITIES

	Last	Change
Nasdaq	11099.15	270.8
TSX	1186.753	2.174
S&P 500	3789.99	54.51

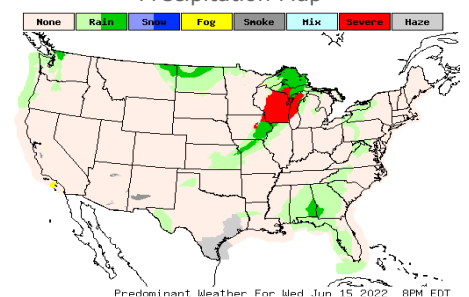
Weather Data

Temperature Map



City	HIGH °F	LOW °F
Calgary	58	47
Conway	69	52
Cushing	89	75
Denver	86	58
Houston	99	80
Mont Belvieu	93	79
Sarnia	87	62
Williston	61	50

Precipitation Map



This report has been prepared by PFL Petroleum Limited personnel for your information only and the views expressed are intended to provide market commentary and are not recommendations. This report is not an offer to sell or a solicitation of any offer to buy any security. The information contained herein has been compiled by PFL from sources believed to be reliable, but no representation or warranty, express or implied, is made by PFL Petroleum Limited, its affiliates or any other person as to its accuracy, completeness or correctness. Copyright 2017 PFL Petroleum Limited. All Rights Reserved