



MARKET DAILY

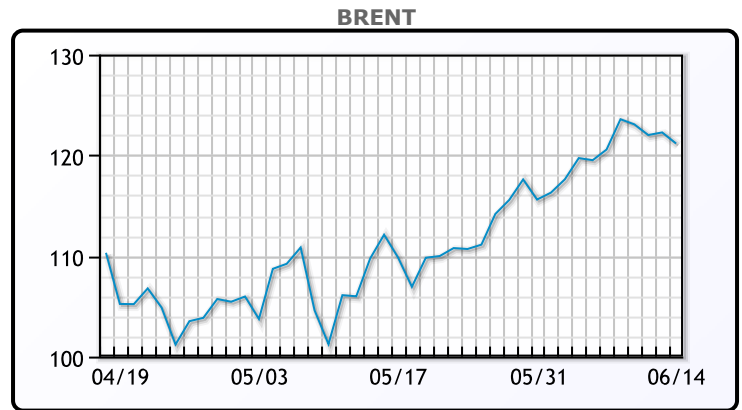
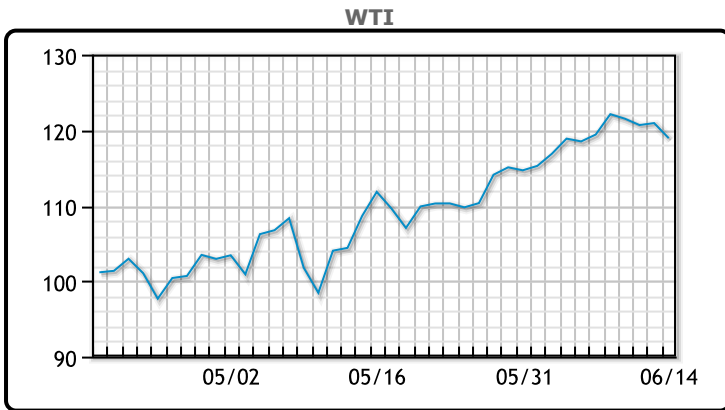
<https://www.pflpetroleum.com>
 1865 Veterans Park Dr. Suite 303
 Naples, Florida 34109
 Phone: 239-390-2885
 Fax: 239-949-0611
 Jun 14, 2022 8:37 PM

Major Energy Futures		
	Settle	Change
Brent	121.17	-1.18
Gas Oil	1297.75	30
Natural Gas	7.189	-1.42
RBOB	399.38	-4.15
ULSD	439.4	11.06
WTI	118.93	-2

Market Commentary

Oil prices were lower today as fears of a cool down in financial conditions have been suppressing markets. After yesterday's higher than expected inflation print Fed watchers are worried that the central bank will hike rates by 75bps instead of 50bps. It may be more likely that they will hike by 50bps now and prepare the market for a 75bp hike next month if inflation keeps running hot. The chairman of the US Senate Finance committee proposed legislation that would set a 21% surtax on oil company profits considered "excessive". The measure would apply to companies with more than a \$1 billion in annual revenues and under the bill anything over a 10% profit would be considered excessive. Tight supply has been aggravated by a drop in exports from Libya amid a political crisis that has hit output and port. The country is producing roughly 100K/bpd compared to 1.2MM/bpd last year. WTI traded down \$2.00 or -1.65% to close at \$118.93. Brent traded down \$1.18 or -.97% to close at \$121.09.

Crude & Product Markets

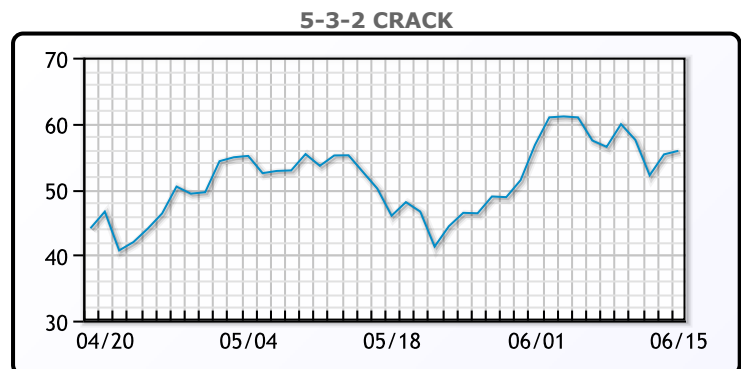
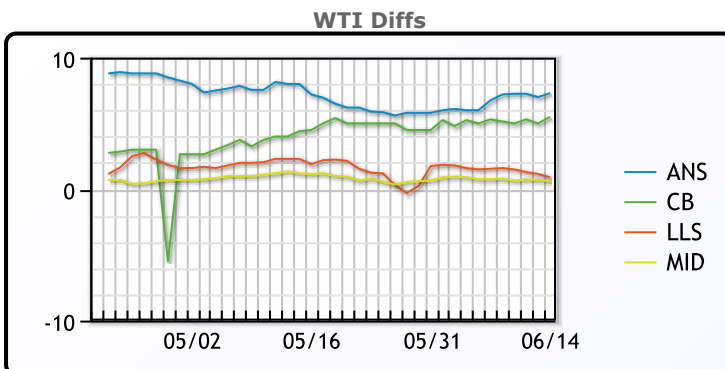


CRUDE

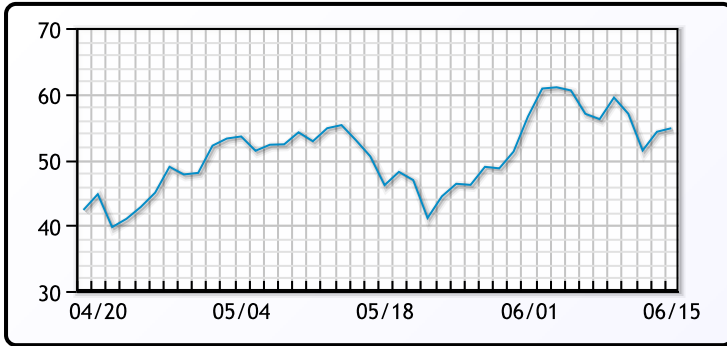
	Last	Week Ago	Month Ago
ANS	126.23	126.16	117.44
BLS	124.43	124.71	115.49
LLS	119.83	120.96	112.69
Mid	119.53	120.16	111.69
WTI	118.93	119.41	110.49

PRODUCTS

	Last	Week Ago	Month Ago
Gulf RBOB	401.88	419.77	386.78
Gulf ULSD	438.9	430.81	383.12
NYH RBOB	408.63	428.89	405.28
NYH ULSD	445.4	439.56	502.12
USGC 3%	96.63	97.88	94.88



3-2-1 Crack



Gulf 3-2-1 Crack



NGLs

MB

	Last	Week Ago	Month Ago
Butane	126.75	134.75	149
IsoButane	153.75	168.75	167
Natural Gasoline	211.5	218.75	224
Propane	118.75	123.75	124.5

CONWAY

	Last	Week Ago	Month Ago
Butane	137	145.75	144.75
IsoButane	160	180	172
Natural Gasoline	223	225	228
Propane	117.5	121.875	123.5

MB NON

	Last	Week Ago	Month Ago
Butane	140.75	148.75	150
IsoButane	153.75	168.75	167
Natural Gasoline	204	219.5	224
Propane	121.38	123.38	123.5

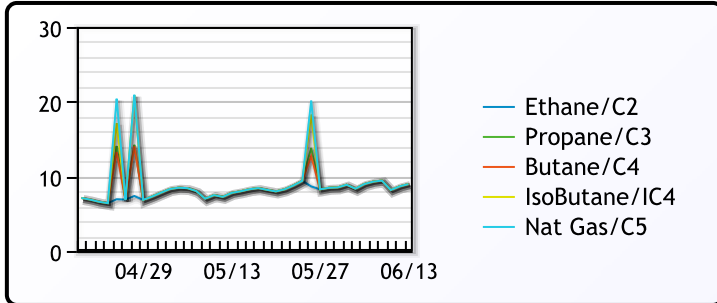
EDMONTON

	Last	Week Ago	Month Ago
Propane	100.75	99.5	100.5

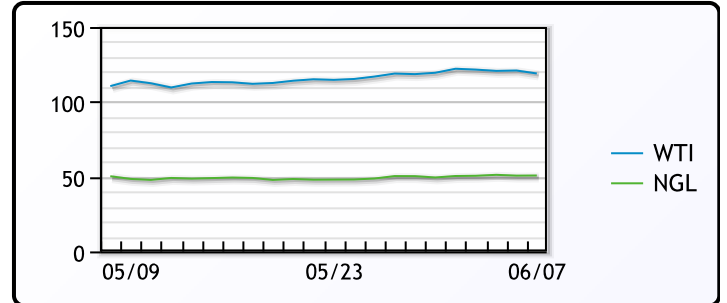
SARNIA

	Last	Week Ago	Month Ago
Propane	147	147.75	148.5

FRAC SPREAD



WTI vs NGL



FX

	Last	Change
CAD	1.2949	-0.0001
DXY	105.325	-0.193
Gold	1810.56	2.07

RATES

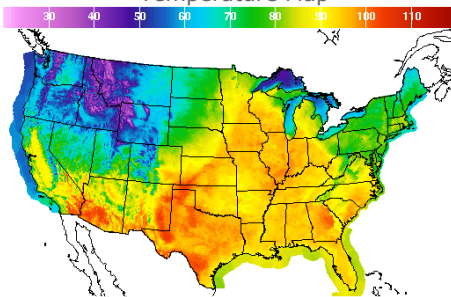
	Last	Change
US 2yr	3.3931	-0.0336
US 10yr	3.4444	-0.0289
CAN 10yr	3.622	0.106

EQUITIES

	Last	Change
Nasdaq	10828.35	19.12
TSX	1184.579	-9.941
S&P 500	3735.48	-14.15

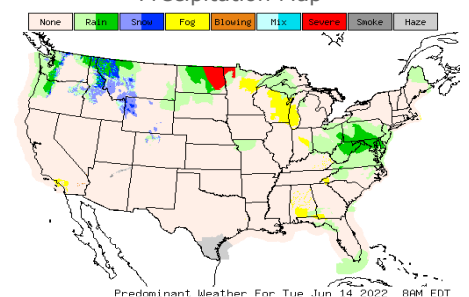
Weather Data

Temperature Map



City	HIGH °F	LOW °F
Calgary	49	46
Conway	70	62
Cushing	88	75
Denver	84	61
Houston	97	81
Mont Belvieu	92	81
Sarnia	76	58
Williston	67	56

Precipitation Map



This report has been prepared by PFL Petroleum Limited personnel for your information only and the views expressed are intended to provide market commentary and are not recommendations. This report is not an offer to sell or a solicitation of any offer to buy any security. The information contained herein has been compiled by PFL from sources believed to be reliable, but no representation or warranty, express or implied, is made by PFL Petroleum Limited, its affiliates or any other person as to its accuracy, completeness or correctness. Copyright 2017 PFL Petroleum Limited. All Rights Reserved