



MARKET DAILY

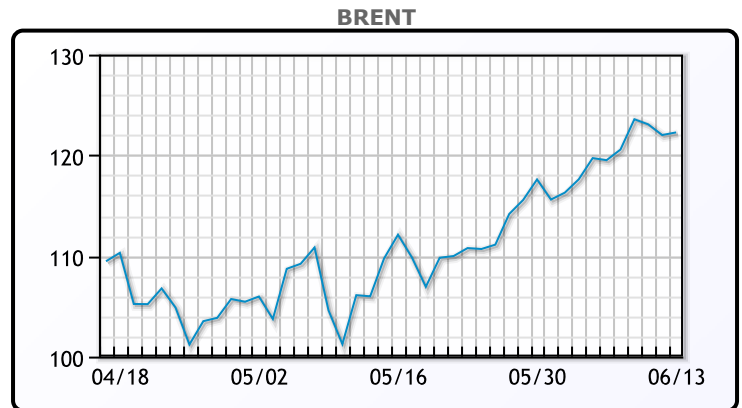
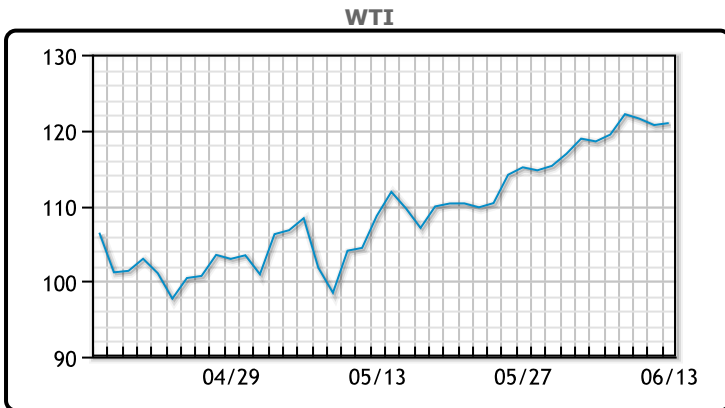
<https://www.pflpetroleum.com>
 1865 Veterans Park Dr. Suite 303
 Naples, Florida 34109
 Phone: 239-390-2885
 Fax: 239-949-0611
 Jun 13, 2022 9:11 PM

Major Energy Futures		
	Settle	Change
Brent	122.27	0.26
Gas Oil	1267.75	-14
Natural Gas	8.609	-0.241
RBOB	403.53	-13.69
ULSD	428.34	-8.33
WTI	120.93	0.26

Market Commentary

Oil was higher today as equity markets nosedived. Oil supplies are tight, with OPEC and allies unable to fully deliver on pledged output increases because of a lack of capacity in many producers, sanctions on Russia and unrest in Libya that has slashed output. This weekend the average price of gasoline exceeded \$5/gallon for the time in history. Adding to concerns is resurgent lockdown fears in China, as they are dealing with a "ferocious" Covid outbreak. "We don't know what's going to happen with China. The mood is dour right now," said Phil Flynn, analyst at Price Futures. WTI traded up \$.26 or to close at \$120.93. Brent traded up \$.26 or to close at \$122.27.

Crude & Product Markets

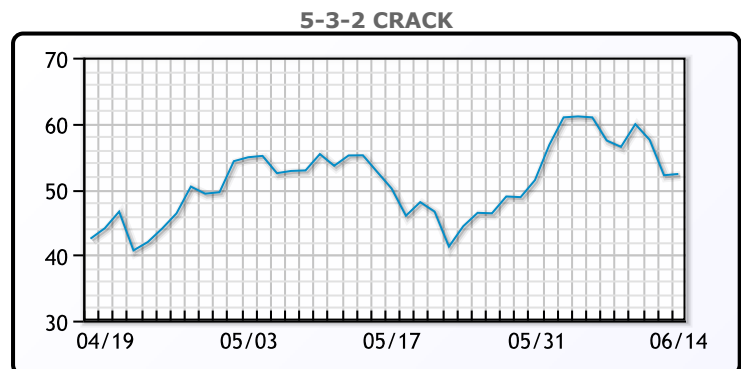
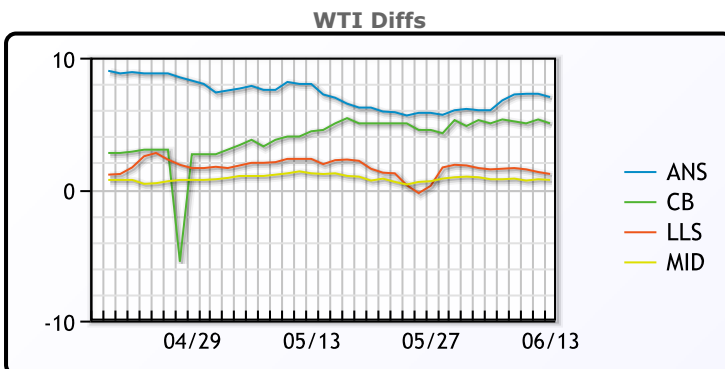


CRUDE

	Last	Week Ago	Month Ago
ANS	127.93	124.5	117.44
BLS	125.93	123.5	115.49
LLS	122.08	120	112.69
Mid	121.63	119.25	111.69
WTI	120.93	118.5	110.49

PRODUCTS

	Last	Week Ago	Month Ago
Gulf RBOB	407.53	422.55	386.78
Gulf ULSD	428.61	436.26	383.12
NYH RBOB	412.78	432.8	405.28
NYH ULSD	434.84	445.01	502.12
USGC 3%	98.13	99.38	94.88



3-2-1 Crack



Gulf 3-2-1 Crack



NGLs

MB

	Last	Week Ago	Month Ago
Butane	124	128.75	125.38
IsoButane	156.5	172.75	165.38
Natural Gasoline	211.5	218.75	224
Propane	121.75	123.75	124.25

CONWAY

	Last	Week Ago	Month Ago
Butane	139.5	145	146.5
IsoButane	158	181	170
Natural Gasoline	221	222	223
Propane	120.25	121.5	122.5

MB NON

	Last	Week Ago	Month Ago
Butane	144	153.75	150.38
IsoButane	156.5	172.75	165.38
Natural Gasoline	211	217.5	224
Propane	121.38	123.38	123.5

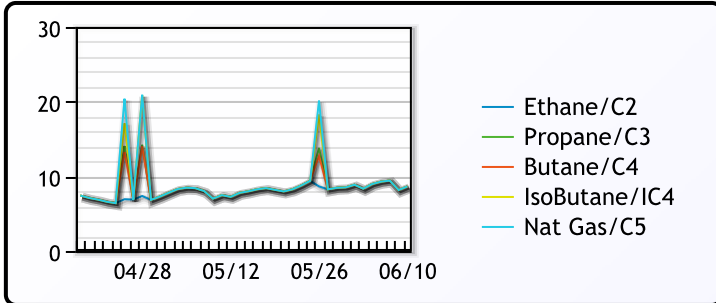
EDMONTON

	Last	Week Ago	Month Ago
Propane	100.75	99.5	100.5

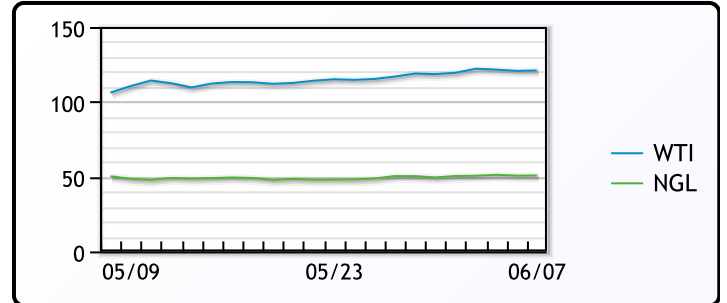
SARNIA

	Last	Week Ago	Month Ago
Propane	147	147.75	148.5

FRAC SPREAD



WTI vs NGL



FX

	Last	Change
CAD	1.2887	-0.0012
DXY	105.049	-0.029
Gold	1825.02	5.76

RATES

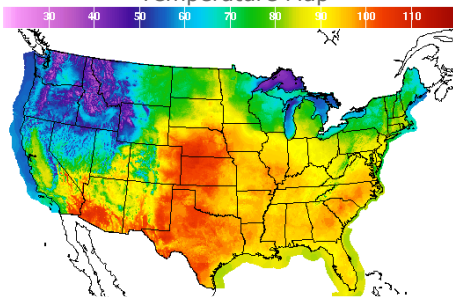
	Last	Change
US 2yr	3.3856	0.0315
US 10yr	3.3579	-0.0019
CAN 10yr	3.516	0.168

EQUITIES

	Last	Change
Nasdaq	10809.23	-530.79
TSX	1194.52	-28.808
S&P 500	3749.63	-151.23

Weather Data

Temperature Map



City	HIGH °F	LOW °F
Calgary	56	46
Conway	82	61
Cushing	92	76
Denver	97	69
Houston	100	79
Mont Belvieu	95	79
Sarnia	68	52
Williston	75	58

Precipitation Map

