



MARKET DAILY

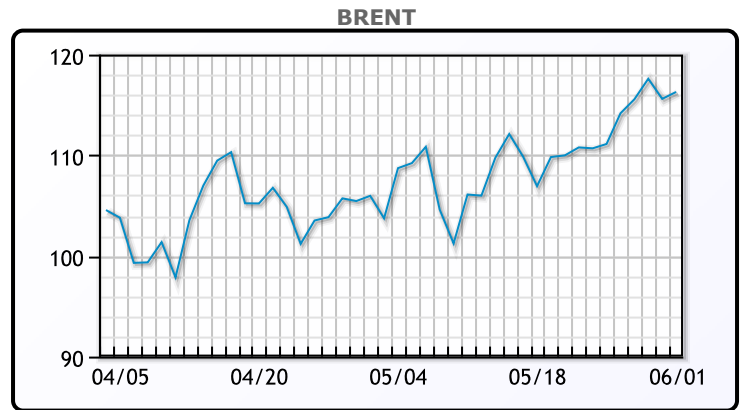
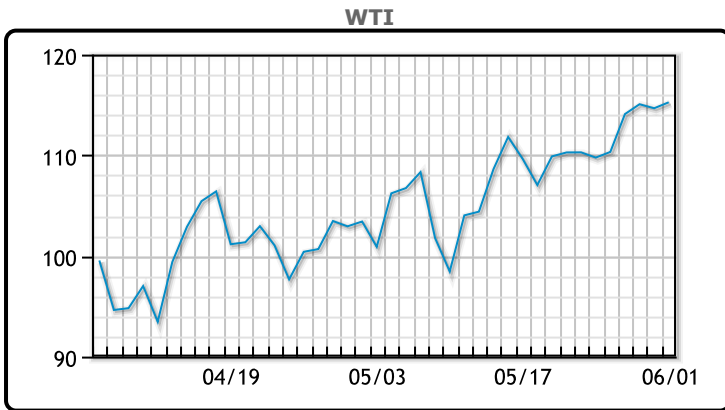
<https://www.pflpetroleum.com>
 1865 Veterans Park Dr. Suite 303
 Naples, Florida 34109
 Phone: 239-390-2885
 Fax: 239-949-0611
 Jun 1, 2022 6:11 PM

Major Energy Futures		
	Settle	Change
Brent	116.29	0.69
Gas Oil	1270	48.25
Natural Gas	8.696	0.551
RBOB	407.16	15.54
ULSD	414.33	20.83
WTI	115.26	0.59

Market Commentary

Oil prices rose today as the EU agreed to a phased ban on Russian oil. The group agreed in principle to cut roughly 90% of imports from Russia by the end of the year. Sanctions on crude will be phased in over 6 months and refined products over 8. "The impact of the sanctions becoming formalized is significant," said Bill Farren-Price, director at Enverus in London. "If they achieve near what they're intending to, Russia is going to lose about 3 million barrels (in daily exports) and not all of that can be diverted, so it's quite significant." OPEC+ will meet again Thursday but according to OPEC sources will not consider suspending Russia from the current oil supply deal in light of these sanctions. WTI traded up \$.59 or .51% to close at \$115.26. Brent traded up \$.69 or .6% to close at \$116.29.

Crude & Product Markets

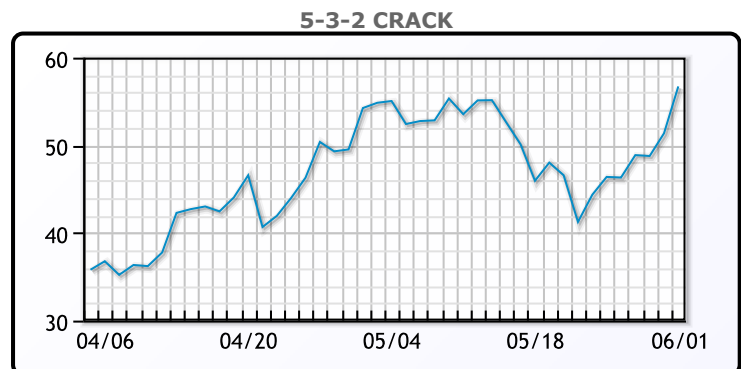
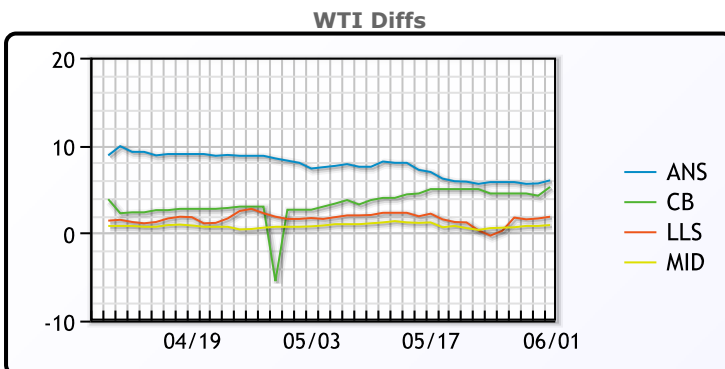


CRUDE

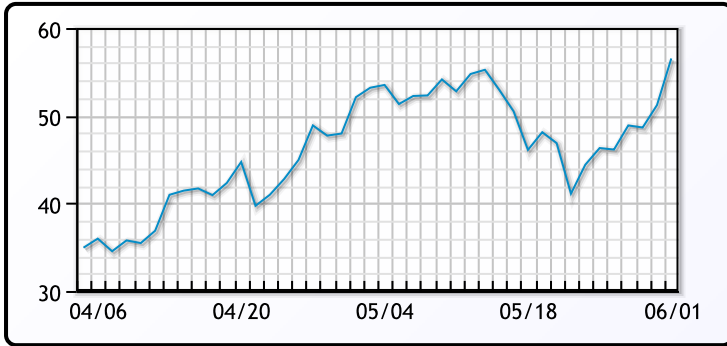
	Last	Week Ago	Month Ago
ANS	121.26	118.38	112.04
BLS	120.51	117.08	107.34
LLS	117.11	112.83	106.39
Mid	116.16	113.18	105.44
WTI	115.26	112.58	104.69

PRODUCTS

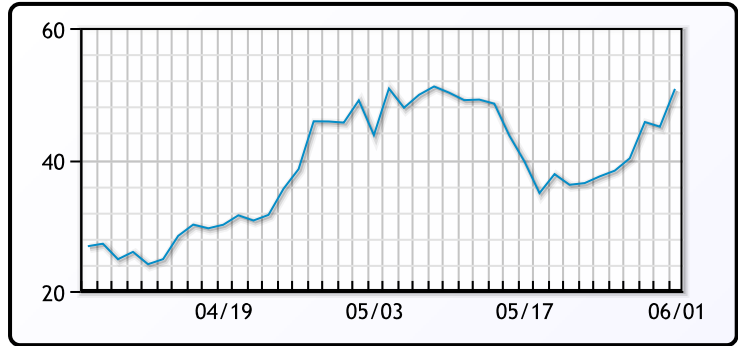
	Last	Week Ago	Month Ago
Gulf RBOB	407.16	367.28	335.99
Gulf ULSD	410.2	369.91	427.22
NYH RBOB	420.66	390.17	347.71
NYH ULSD	422.33	389.89	478.17
USGC 3%	96.88	97.63	92.63



3-2-1 Crack



Gulf 3-2-1 Crack



NGLs

MB

	Last	Week Ago	Month Ago
Butane	137.25	128	159.75
IsoButane	176.25	168	192.75
Natural Gasoline	215	211.88	223.75
Propane	122.5	120	130.5

CONWAY

	Last	Week Ago	Month Ago
Butane	148	146	155
IsoButane	175	169	180
Natural Gasoline	215	219	224
Propane	121	118	126

MB NON

	Last	Week Ago	Month Ago
Butane	151.25	148	162.75
IsoButane	176.25	167	192.75
Natural Gasoline	214	210	228.25
Propane	121.75	119.38	128.25

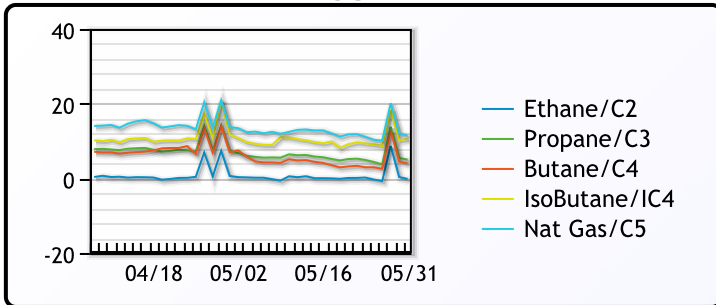
EDMONTON

	Last	Week Ago	Month Ago
Propane	98.25	96	103

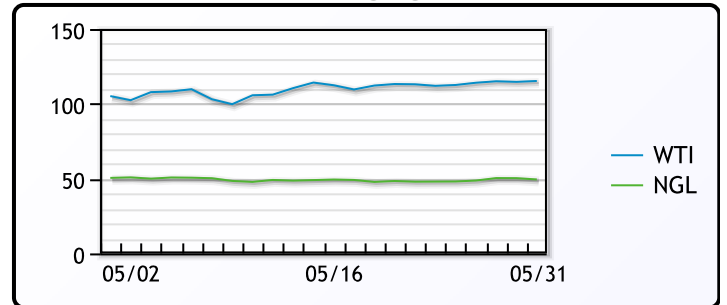
SARNIA

	Last	Week Ago	Month Ago
Propane	147.5	147.5	155.25

FRAC SPREAD



WTI vs NGL



FX

	Last	Change
CAD	1.2658	0.0001
DXY	102.549	0.797
Gold	1846.58	-0.02

RATES

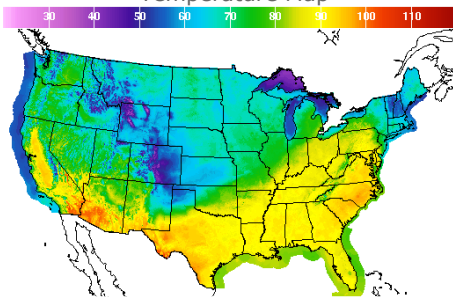
	Last	Change
US 2yr	2.6416	0.0851
US 10yr	2.9058	0.0617
CAN 10yr	2.976	0.085

EQUITIES

	Last	Change
Nasdaq	11994.46	-86.93
TSX	1253.843	-0.949
S&P 500	4101.23	-30.92

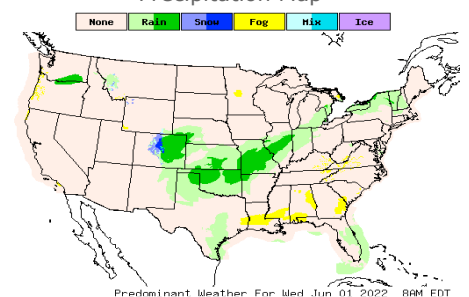
Weather Data

Temperature Map



City	HIGH °F	LOW °F
Calgary	65	42
Conway	68	43
Cushing	74	58
Denver	57	42
Houston	90	77
Mont Belvieu	88	76
Sarnia	74	52
Williston	69	44

Precipitation Map



This report has been prepared by PFL Petroleum Limited personnel for your information only and the views expressed are intended to provide market commentary and are not recommendations. This report is not an offer to sell or a solicitation of any offer to buy any security. The information contained herein has been compiled by PFL from sources believed to be reliable, but no representation or warranty, express or implied, is made by PFL Petroleum Limited, its affiliates or any other person as to its accuracy, completeness or correctness. Copyright 2017 PFL Petroleum Limited. All Rights Reserved