



MARKET DAILY

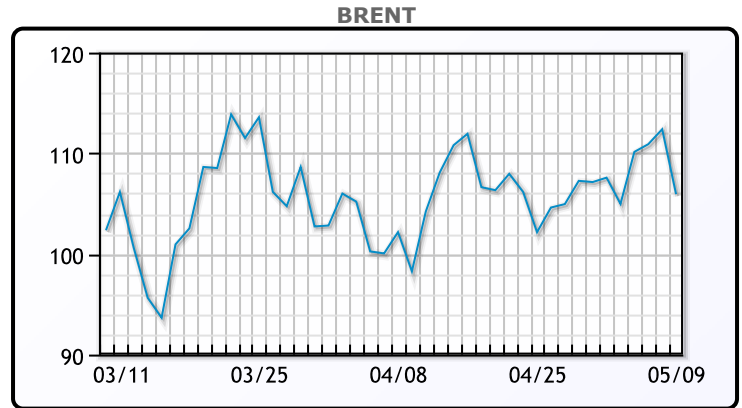
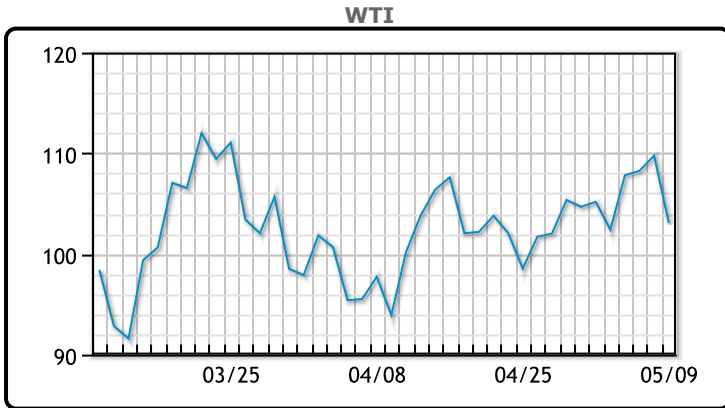
<https://www.pflpetroleum.com>
 1865 Veterans Park Dr. Suite 303
 Naples, Florida 34109
 Phone: 239-390-2885
 Fax: 239-949-0611
 May 9, 2022 8:44 PM

Major Energy Futures		
	Settle	Change
Brent	105.94	-6.45
Gas Oil	1083.25	-55.75
Natural Gas	7.026	-1.017
RBOB	364.19	-11.71
ULSD	383.49	-11.94
WTI	103.09	-6.68

Market Commentary

Oil prices sank today, alongside other financial markets in another risk off day. Global markets have been spooked by interest rates hikes and slowing growth across the world. The dollar hit a 20 year high today and other central banks have been quick to follow in the US footsteps and raised rates of their own. Also adding tension to markets are the lockdowns in China, which further threaten China's oil demand. "The COVID lockdowns in China are negatively impacting the oil market, which is selling off in conjunction with equities," said Andrew Lipow, president of Lipow Oil Associated in Houston. WTI traded down \$6.68 or -6.1% to close at \$103.09. Brent traded down \$6.45 or -5.7% to close at \$105.94.

Crude & Product Markets

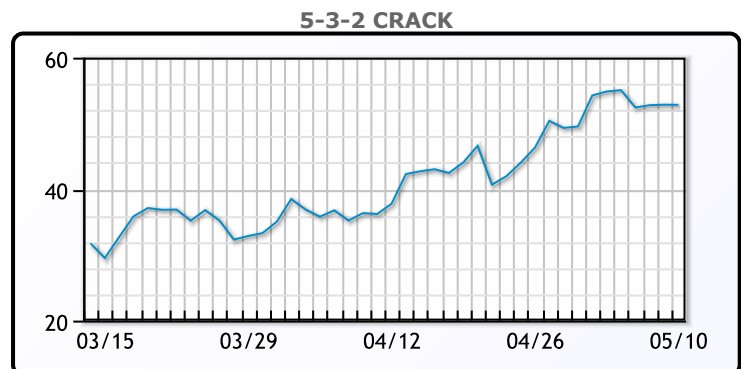
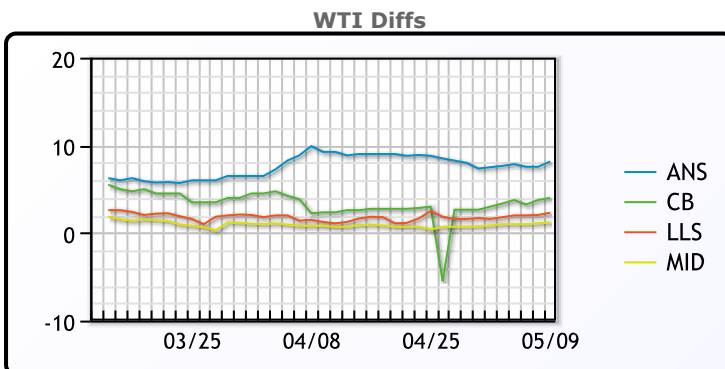


CRUDE

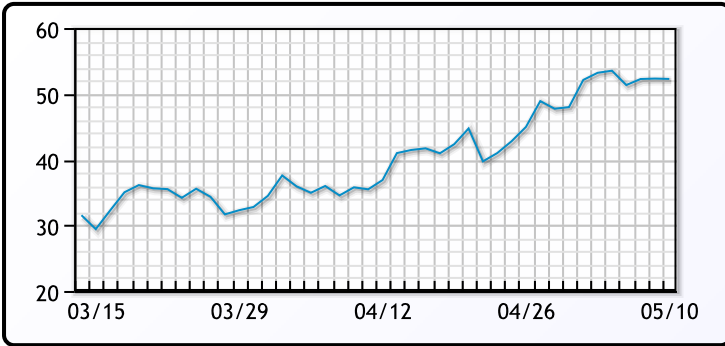
	Last	Week Ago	Month Ago
ANS	111.24	112.67	107.51
BLS	107.09	108.17	100.61
LLS	105.39	106.77	99.36
Mid	104.29	106.02	98.96
WTI	103.09	105.17	98.26

PRODUCTS

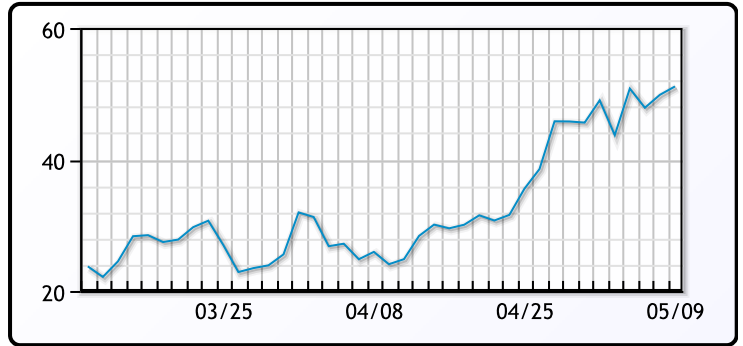
	Last	Week Ago	Month Ago
Gulf RBOB	360.19	342.47	304.16
Gulf ULSD	392.24	443.22	341.01
NYH RBOB	369.19	353.76	291.41
NYH ULSD	508.49	505.49	351.76
USGC 3%	90.13	92.63	88.13



3-2-1 Crack



Gulf 3-2-1 Crack



NGLs

MB

	Last	Week Ago	Month Ago
Butane	125	151.75	136.13
IsoButane	180	170.75	157.13
Natural Gasoline	217	225.25	224
Propane	123.75	128.5	128

CONWAY

	Last	Week Ago	Month Ago
Butane	145.5	151	144
IsoButane	181	173	161
Natural Gasoline	217	222	215.25
Propane	122.25	124.75	125.25

MB NON

	Last	Week Ago	Month Ago
Butane	150	161.75	151.13
IsoButane	180	170.75	157.13
Natural Gasoline	216.75	224.75	224
Propane	123	128.25	127.38

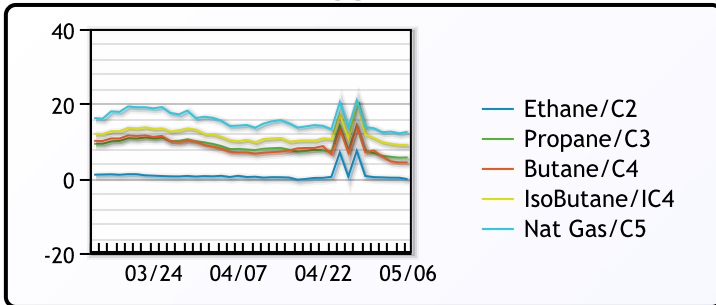
EDMONTON

	Last	Week Ago	Month Ago
Propane	99.25	102.75	98.75

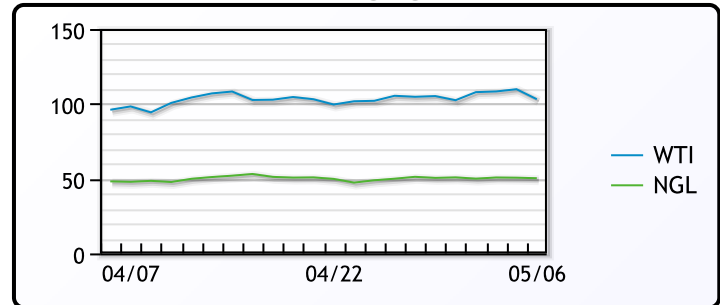
SARNIA

	Last	Week Ago	Month Ago
Propane	151.5	155	155.5

FRAC SPREAD



WTI vs NGL



FX

	Last	Change
CAD	1.3019	0.0008
DXY	103.686	0.035
Gold	1854.82	0.65

RATES

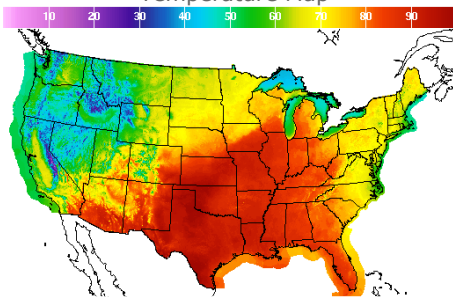
	Last	Change
US 2yr	2.5693	-0.0245
US 10yr	2.9846	-0.0492
CAN 10yr	3.021	-0.106

EQUITIES

	Last	Change
Nasdaq	11623.25	-521.41
TSX	1215.789	-34.804
S&P 500	3991.24	-132.1

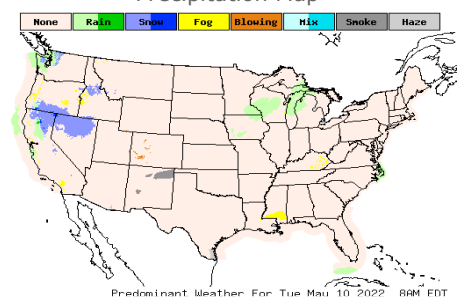
Weather Data

Temperature Map



City	HIGH °F	LOW °F
Calgary	45	31
Conway	55	50
Cushing	87	74
Denver	77	57
Houston	94	76
Mont Belvieu	87	76
Sarnia	66	43
Williston	53	45

Precipitation Map



This report has been prepared by PFL Petroleum Limited personnel for your information only and the views expressed are intended to provide market commentary and are not recommendations. This report is not an offer to sell or a solicitation of any offer to buy any security. The information contained herein has been compiled by PFL from sources believed to be reliable, but no representation or warranty, express or implied, is made by PFL Petroleum Limited, its affiliates or any other person as to its accuracy, completeness or correctness. Copyright 2017 PFL Petroleum Limited. All Rights Reserved