



# MARKET DAILY

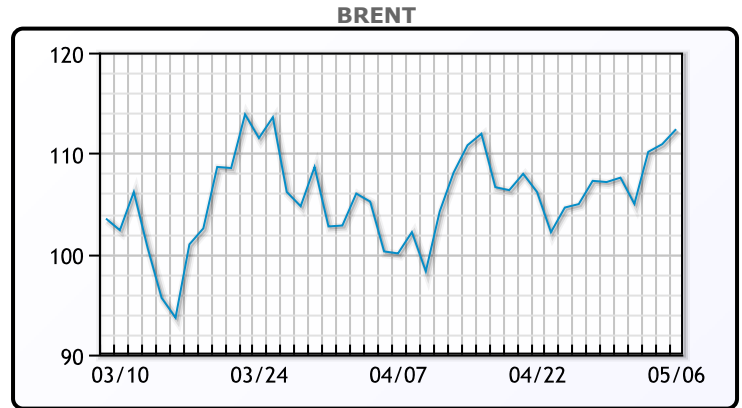
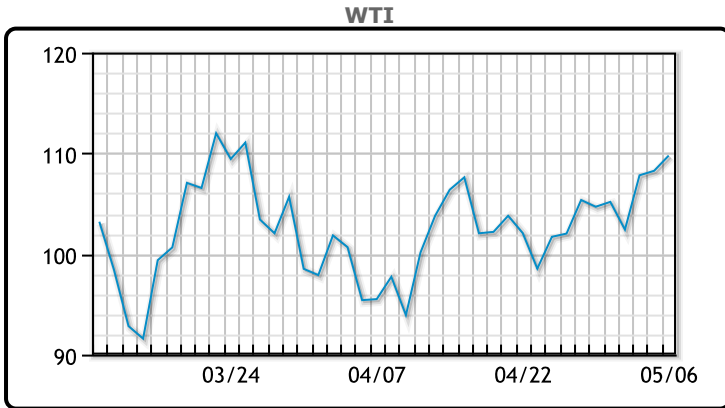
<https://www.pflpetroleum.com>  
 1865 Veterans Park Dr. Suite 303  
 Naples, Florida 34109  
 Phone: 239-390-2885  
 Fax: 239-949-0611  
 May 6, 2022 5:48 PM

Major Energy Futures		
	Settle	Change
Brent	112.39	2.15
Gas Oil	1139	-3.5
Natural Gas	8.043	0.368
RBOB	375.9	0.64
ULSD	395.43	-15.57
WTI	109.77	1.51

**Market Commentary**

Oil prices rose again today, closing out the week with the second straight week over week gain. Investors are expecting higher US demand as the Biden administration announced plans to replenish 60MM/bbls in the SPR. OPEC+ announced a modest production hike yesterday, however actual production will fall short of their target quota. Certain member nations are having production challenges and will never be able to reach their targets. "In the near term, the fundamentals for oil are bullish and it is only fears of an economic slowdown in the future that is holding us back," said Phil Flynn, an analyst at Price Futures Group. According to the CFTC money managers cut their net long positions in crude this week. Other central banks have been quick to follow suit with the Fed's latest move and have also began raising rates and tightening. WTI traded up \$1.51 or 1.39% to close at \$109.77. Brent traded up \$2.15 or 1.94% to close at \$112.39

## Crude & Product Markets

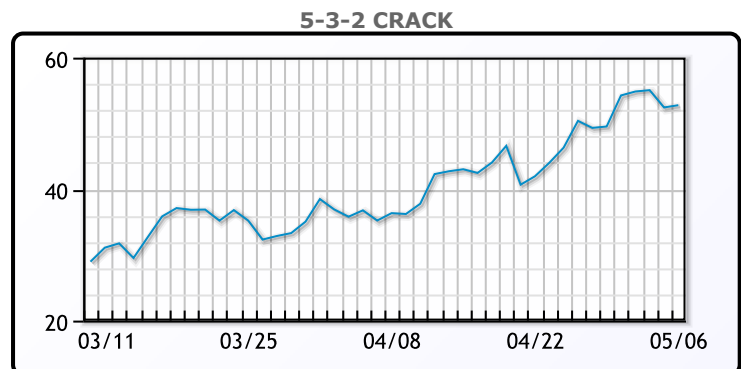
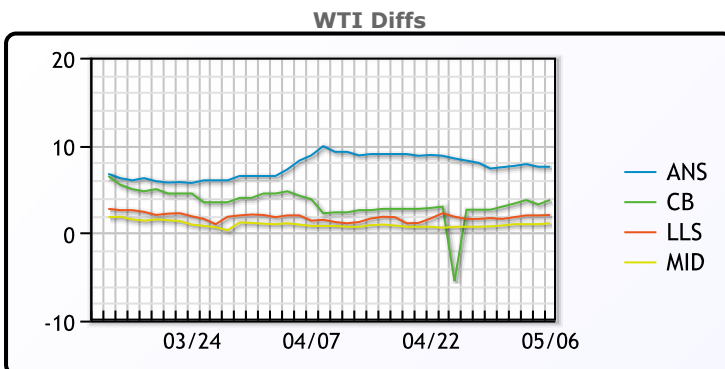


**CRUDE**

	Last	Week Ago	Month Ago
ANS	117.32	112.04	106.13
BLS	113.52	107.34	98.48
LLS	111.82	106.39	97.73
Mid	110.87	105.44	97.03
WTI	109.77	104.69	96.23

**PRODUCTS**

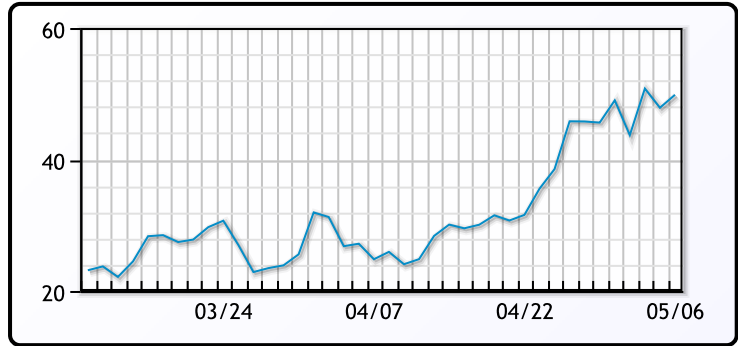
	Last	Week Ago	Month Ago
Gulf RBOB	370.4	335.99	296.62
Gulf ULSD	404.68	427.22	350.02
NYH RBOB	379.9	347.71	284.12
NYH ULSD	507.93	478.17	359.52
USGC 3%	96.63	92.63	87.88



3-2-1 Crack



Gulf 3-2-1 Crack



NGLs

MB

	Last	Week Ago	Month Ago
Butane	130.13	142.5	137
IsoButane	164.13	176	155
Natural Gasoline	226.88	223.75	220
Propane	127.75	130.05	128

CONWAY

	Last	Week Ago	Month Ago
Butane	149.5	151.25	146
IsoButane	172	180	170
Natural Gasoline	232	231	215
Propane	126.25	125.5	125.38

MB NON

	Last	Week Ago	Month Ago
Butane	155.13	161	152
IsoButane	164.13	176	155
Natural Gasoline	226.63	223	220
Propane	127	128.25	127

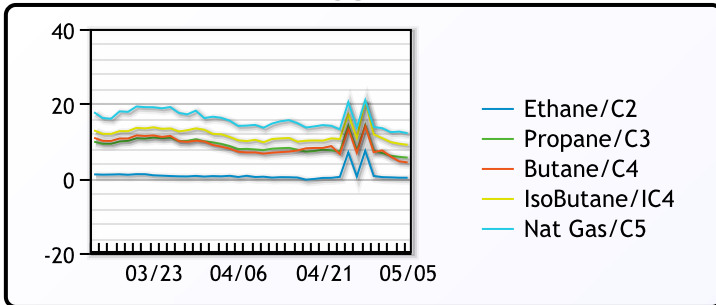
EDMONTON

	Last	Week Ago	Month Ago
Propane	104.25	103	100.38

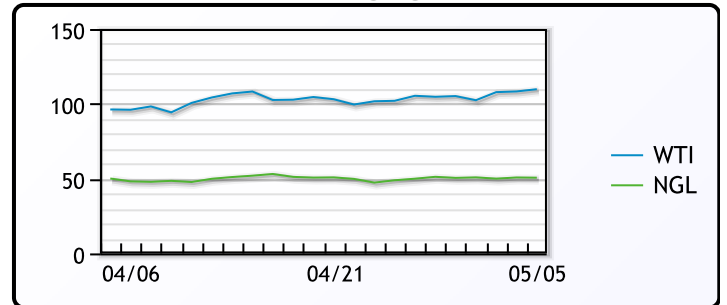
SARNIA

	Last	Week Ago	Month Ago
Propane	151.5	155.25	163

FRAC SPREAD



WTI vs NGL



FX

	Last	Change
CAD	1.2875	0.0041
DXY	103.659	-0.093
Gold	1883.81	6.63

RATES

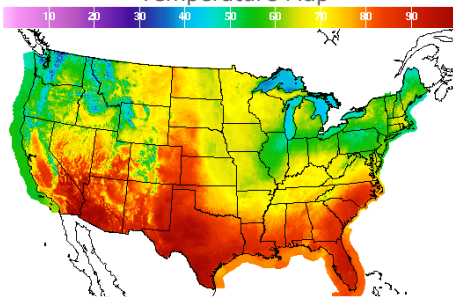
	Last	Change
US 2yr	2.7308	0.0274
US 10yr	3.1265	0.09
CAN 10yr	3.127	0.104

EQUITIES

	Last	Change
Nasdaq	12144.66	-173.03
TSX	1250.59	-2.692
S&P 500	4123.34	-23.53

Weather Data

Temperature Map



City	HIGH °F	LOW °F
Calgary	61	46
Conway	64	46
Cushing	71	47
Denver	81	53
Houston	93	70
Mont Belvieu	88	68
Sarnia	61	45
Williston	77	52

Precipitation Map

