



# MARKET DAILY

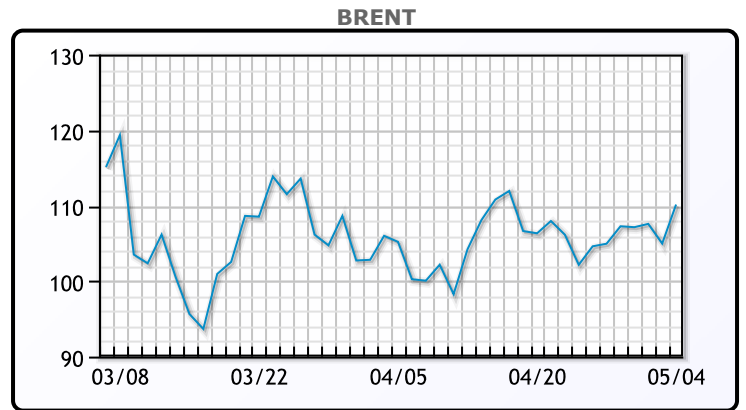
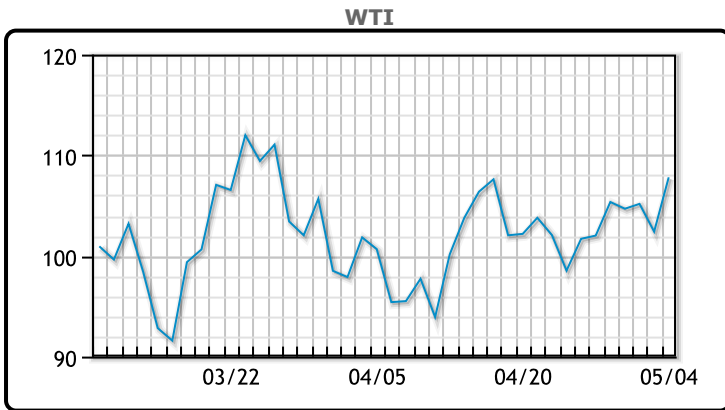
<https://www.pflpetroleum.com>  
 1865 Veterans Park Dr. Suite 303  
 Naples, Florida 34109  
 Phone: 239-390-2885  
 Fax: 239-949-0611  
 May 4, 2022 5:32 PM

Major Energy Futures		
	Settle	Change
Brent	110.14	5.1
Gas Oil	1193	-51.25
Natural Gas	8.415	0.479
RBOB	365.23	-0.89
ULSD	419.7	-12.22
WTI	107.81	5.4

**Market Commentary**

Oil prices jumped today as the EU is getting closer to banning Russian oil. The President of the European Commission proposed a phased oil embargo of Russia, as well as sanctions on their top bank. These measures include phasing out crude within six months and refined products by the end of the year, excluding Hungary and Slovakia. "Inventories are so tight, so against this backdrop, when you're talking about this ban, there are a lot of questions on how (Europe) is going to make up for this," said Phil Flynn, senior analyst at Price Futures Group. Meanwhile Russia could offset this production by selling to other countries such as India and China who have yet to stop purchasing from them. The Fed today announced a 50bps rate hike, which was largely ignored by crude markets as the move was well-expected. WTI traded up \$5.40 or -2.6% to close at \$107.81. Brent traded up \$5.10 or 4.86% to close at \$110.07.

## Crude & Product Markets

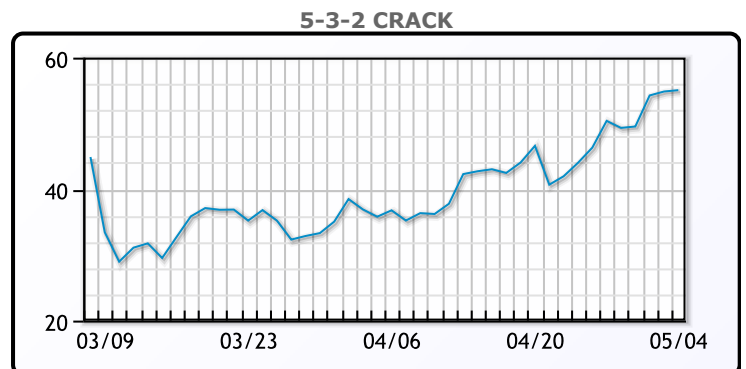
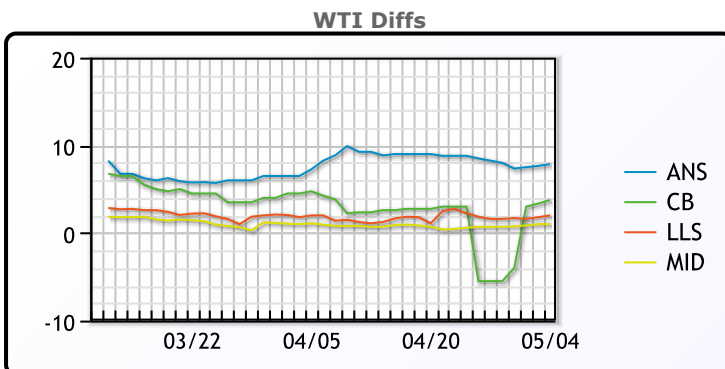


**CRUDE**

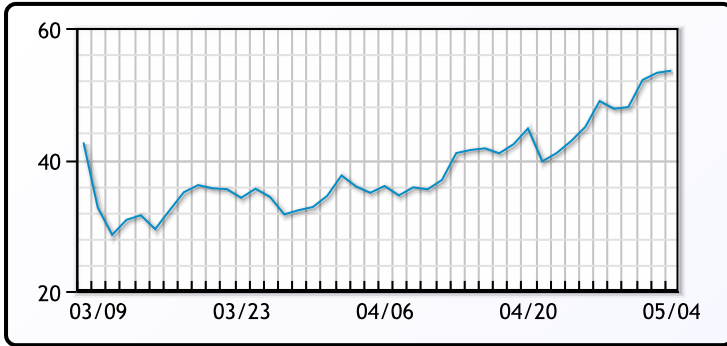
	Last	Week Ago	Month Ago
ANS	115.66	110.27	111.53
BLS	111.56	96.52	107.53
LLS	109.81	103.62	105.28
Mid	108.81	102.72	104.23
WTI	107.81	102.02	103.28

**PRODUCTS**

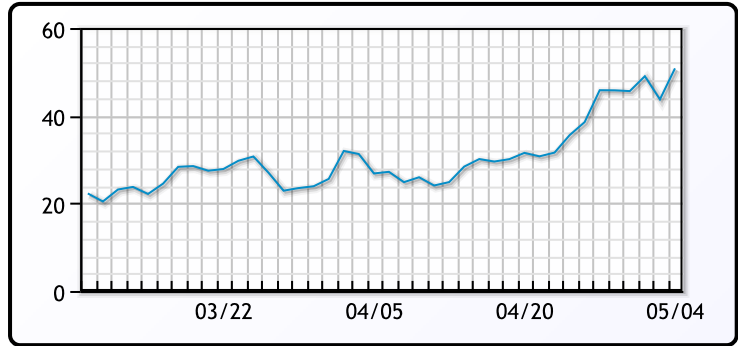
	Last	Week Ago	Month Ago
Gulf RBOB	357.73	335.98	313.31
Gulf ULSD	433.2	422.66	372.11
NYH RBOB	367.98	346.35	299.81
NYH ULSD	509.7	490.93	390.06
USGC 3%	96.13	90.63	94.63



3-2-1 Crack



Gulf 3-2-1 Crack



NGLs

MB

	Last	Week Ago	Month Ago
Butane	132	141.5	145.75
IsoButane	166	167	165.25
Natural Gasoline	226.25	222.25	238
Propane	128.25	129.63	136

CONWAY

	Last	Week Ago	Month Ago
Butane	150.25	152	154.5
IsoButane	175	169	183
Natural Gasoline	226	230	233
Propane	125.75	125.5	132.5

MB NON

	Last	Week Ago	Month Ago
Butane	157	160	160.75
IsoButane	166	167	165.25
Natural Gasoline	226	221.5	238
Propane	127.5	129	135.38

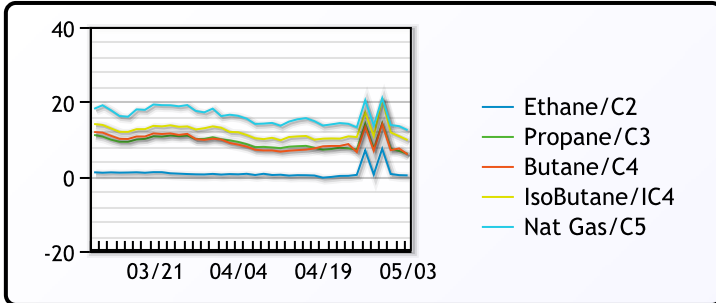
EDMONTON

	Last	Week Ago	Month Ago
Propane	103.75	101	108.5

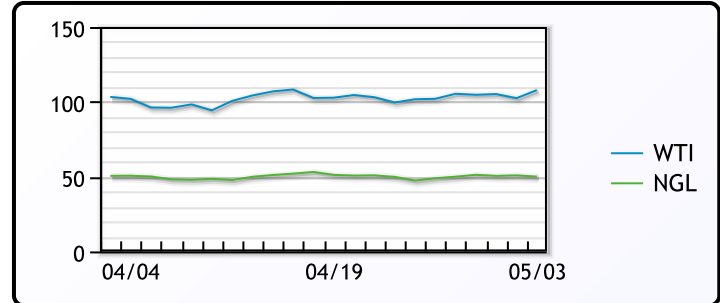
SARNIA

	Last	Week Ago	Month Ago
Propane	151	156.75	172.75

FRAC SPREAD



WTI vs NGL



FX

	Last	Change
CAD	1.274	-0.0007
DXY	102.514	-0.951
Gold	1881.34	0.12

RATES

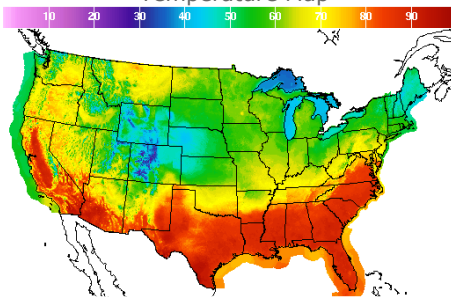
	Last	Change
US 2yr	2.6421	-0.1403
US 10yr	2.9344	-0.0368
CAN 10yr	2.923	-0.035

EQUITIES

	Last	Change
Nasdaq	12964.86	401.1
TSX	1281.56	14.715
S&P 500	4300.17	124.69

Weather Data

Temperature Map



City	HIGH °F	LOW °F
Calgary	63	45
Conway	61	38
Cushing	64	50
Denver	50	41
Houston	88	74
Mont Belvieu	83	73
Sarnia	45	38
Williston	69	42

Precipitation Map

