



MARKET DAILY

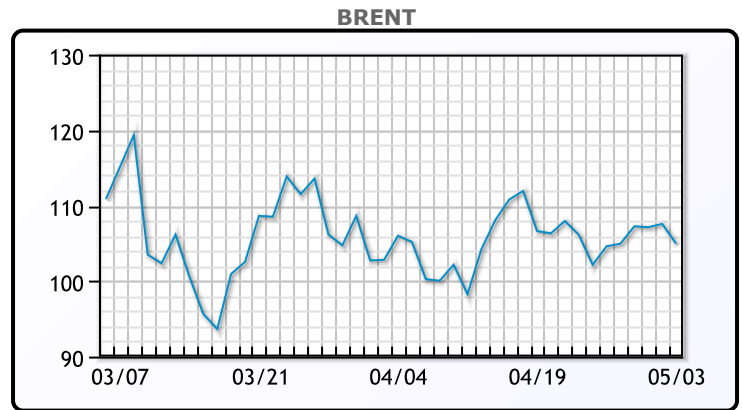
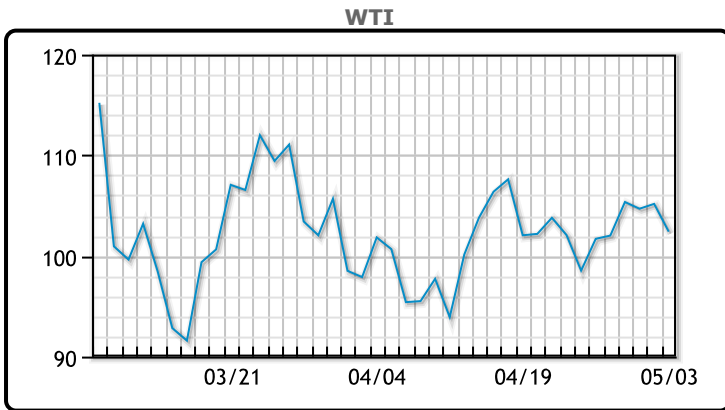
<https://www.pflpetroleum.com>
 1865 Veterans Park Dr. Suite 303
 Naples, Florida 34109
 Phone: 239-390-2885
 Fax: 239-949-0611
 May 3, 2022 6:27 PM

Major Energy Futures		
	Settle	Change
Brent	104.97	-2.61
Gas Oil	1196.5	20.5
Natural Gas	7.954	0.479
RBOB	350.12	-0.89
ULSD	408.27	-12.22
WTI	102.41	-2.76

Market Commentary

Oil prices were down again today, as China is dealing with another COVID-19 issue that could further hurt their crude demand. China is currently mass testing residents of Beijing as some apartment buildings were sealed shut and restaurants were closed for dining. "There are real concerns about whether Chinese demand, which is a huge factor in global demand, will remain strong in 2022," said Gary Cunningham, director at Tradition Energy. The EU is expected to roll out plans for further sanctions on Russia tomorrow. The Federal Reserve will meet tomorrow, and the group is expected to implement the fastest rate hike in recent memory. Between the Fed, China, and western sanctions, trading will likely be volatile over the next few days. WTI traded down \$2.76 or -2.62% to close at \$102.41. Brent traded down \$2.61 or -2.43% to close at \$104.97.

Crude & Product Markets

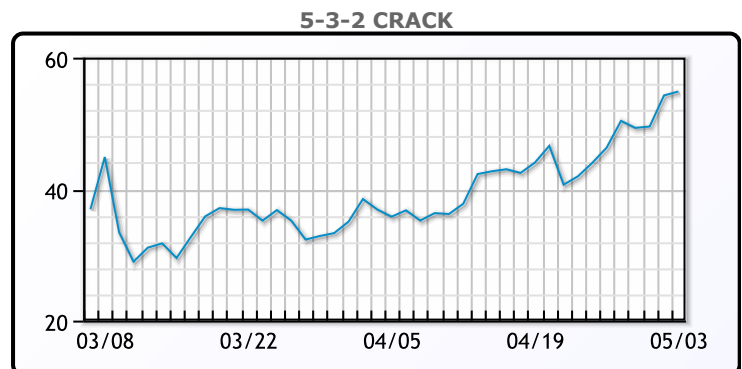
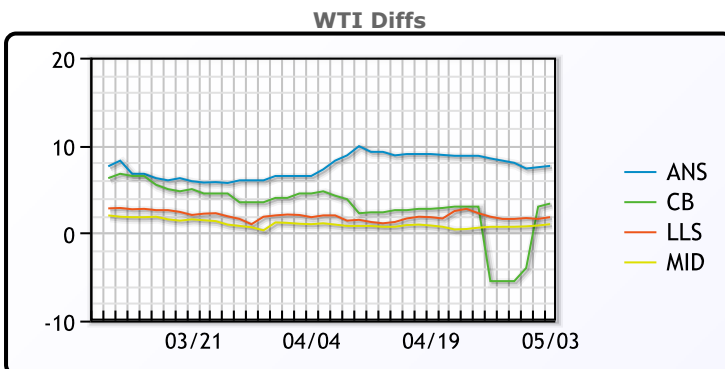


CRUDE

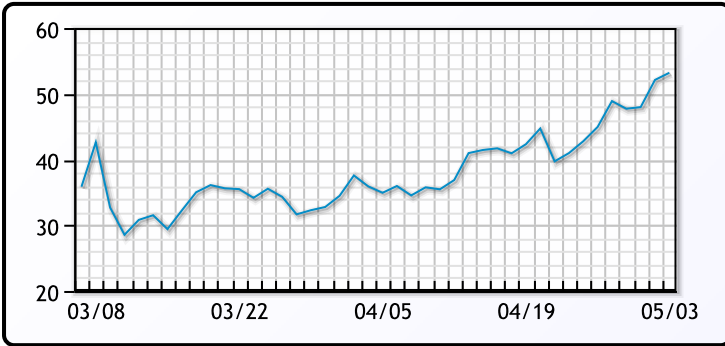
	Last	Week Ago	Month Ago
ANS	110.06	110.2	106.52
BLS	105.76	96.2	104.02
LLS	104.21	103.55	101.27
Mid	103.41	102.4	100.37
WTI	102.41	101.7	99.27

PRODUCTS

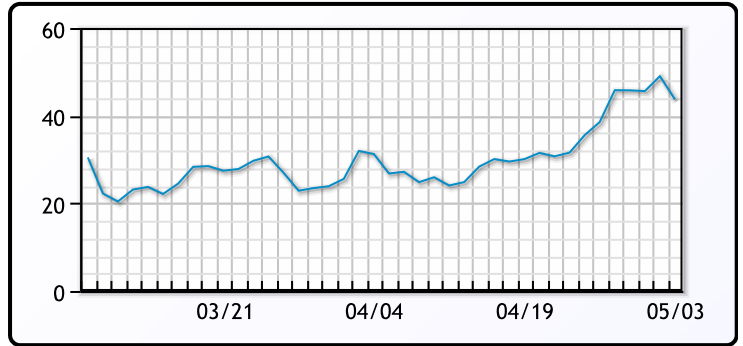
	Last	Week Ago	Month Ago
Gulf RBOB	341.87	325.73	309.23
Gulf ULSD	431.27	429.23	357.4
NYH RBOB	353.62	333.75	293.85
NYH ULSD	495.77	471.79	377.4
USGC 3%	91.13	90.13	91.38



3-2-1 Crack



Gulf 3-2-1 Crack



NGLs

MB

	Last	Week Ago	Month Ago
Butane	155.75	151.5	159.5
IsoButane	174.75	161.5	168.5
Natural Gasoline	219.25	221.75	238
Propane	126.5	128.25	137.25

CONWAY

	Last	Week Ago	Month Ago
Butane	149	149	157
IsoButane	175	165.5	180
Natural Gasoline	216.5	215	232
Propane	123.5	125	133

MB NON

	Last	Week Ago	Month Ago
Butane	156.75	154.5	162.5
IsoButane	174.75	161.5	168.5
Natural Gasoline	220	220.25	237
Propane	126.13	127.75	136.5

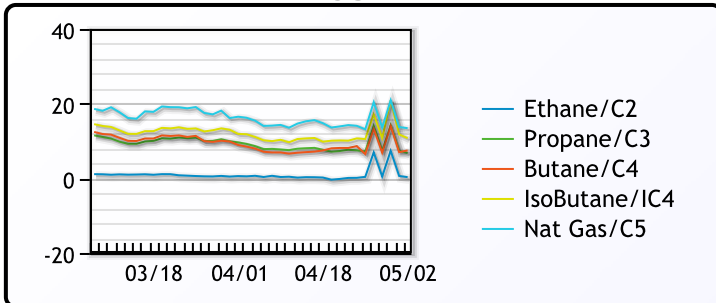
EDMONTON

	Last	Week Ago	Month Ago
Propane	99.88	100.25	109.25

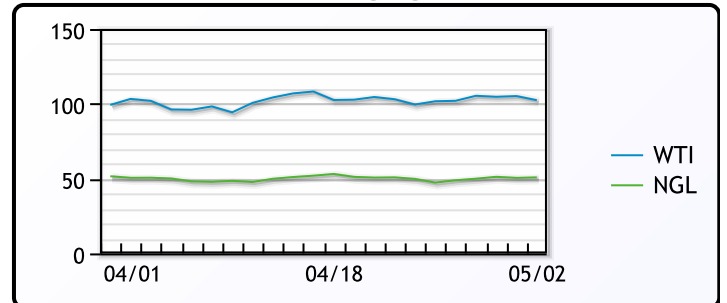
SARNIA

	Last	Week Ago	Month Ago
Propane	154.75	156.75	172.75

FRAC SPREAD



WTI vs NGL



FX

	Last	Change
CAD	1.2835	-0.0006
DXY	103.465	-0.279
Gold	1869	0.88

RATES

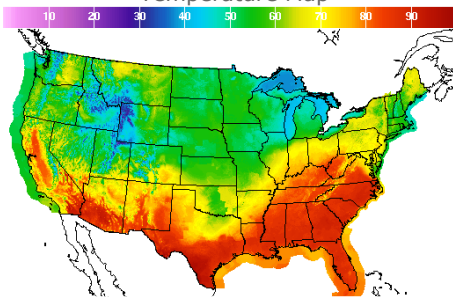
	Last	Change
US 2yr	2.7824	0.0512
US 10yr	2.9712	-0.0095
CAN 10yr	2.958	0.016

EQUITIES

	Last	Change
Nasdaq	12563.76	27.74
TSX	1266.845	12.468
S&P 500	4175.48	20.1

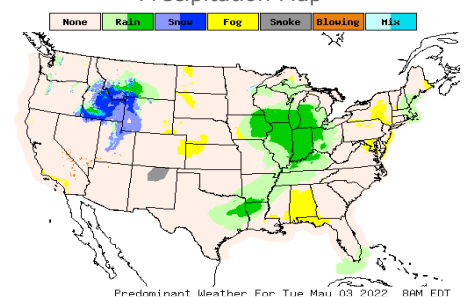
Weather Data

Temperature Map



City	HIGH °F	LOW °F
Calgary	64	41
Conway	51	32
Cushing	62	46
Denver	61	37
Houston	88	73
Mont Belvieu	84	73
Sarnia	49	43
Williston	59	37

Precipitation Map



This report has been prepared by PFL Petroleum Limited personnel for your information only and the views expressed are intended to provide market commentary and are not recommendations. This report is not an offer to sell or a solicitation of any offer to buy any security. The information contained herein has been compiled by PFL from sources believed to be reliable, but no representation or warranty, express or implied, is made by PFL Petroleum Limited, its affiliates or any other person as to its accuracy, completeness or correctness. Copyright 2017 PFL Petroleum Limited. All Rights Reserved