



MARKET DAILY

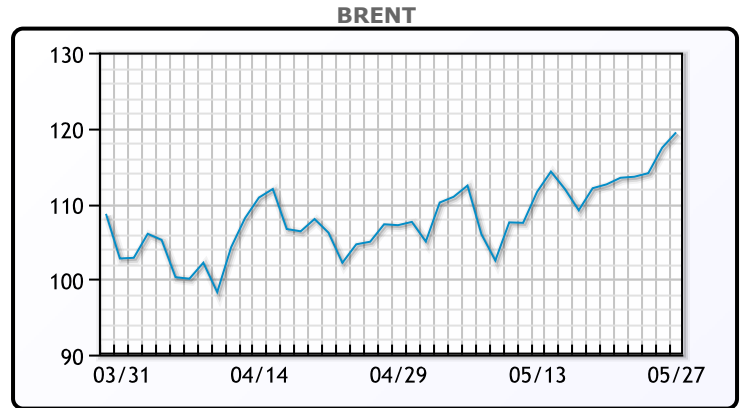
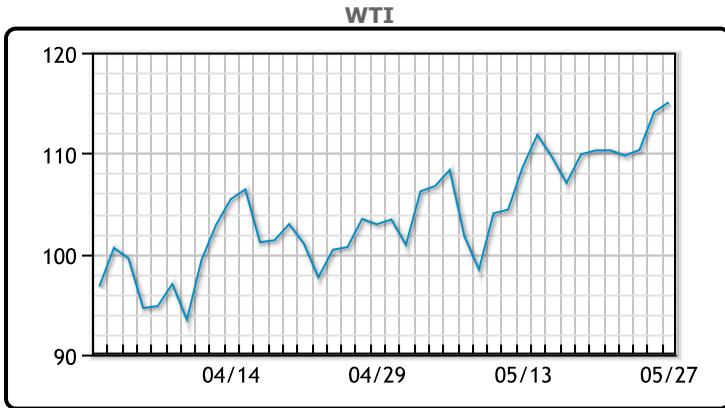
<https://www.pflpetroleum.com>
 1865 Veterans Park Dr. Suite 303
 Naples, Florida 34109
 Phone: 239-390-2885
 Fax: 239-949-0611
 May 27, 2022 5:47 PM

Major Energy Futures		
	Settle	Change
Brent	119.43	1.4
Gas Oil	1168.75	49.5
Natural Gas	8.727	-0.098
RBOB	401.58	4.57
ULSD	400.29	10.16
WTI	115.07	0.98

Market Commentary

Oil prices were higher today, closing up week over week ahead of the long weekend for US markets. Prices are drawing support from strong worldwide demand for refined products. "The U.S. driving season and strong travel demand should help (prices). With supply growth lagging demand growth, the oil market is likely to stay undersupplied. Hence, we remain positive in our outlook for crude prices," said UBS analyst Giovanni Staunovo. European nations are still negotiating over whether to impose an outright ban on Russian oil but certain countries want loopholes. EU government envoys think they could still reach an agreement in time for next week's summit. WTI traded up \$.98 or .86% to close at \$115.07. Brent traded up \$1.40 or 1.19% to close at \$118.80

Crude & Product Markets

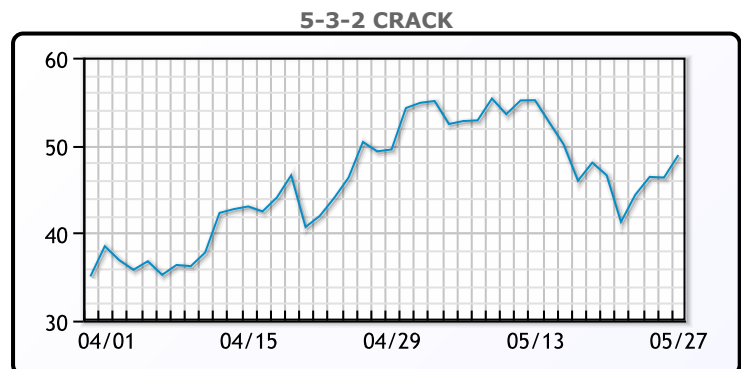
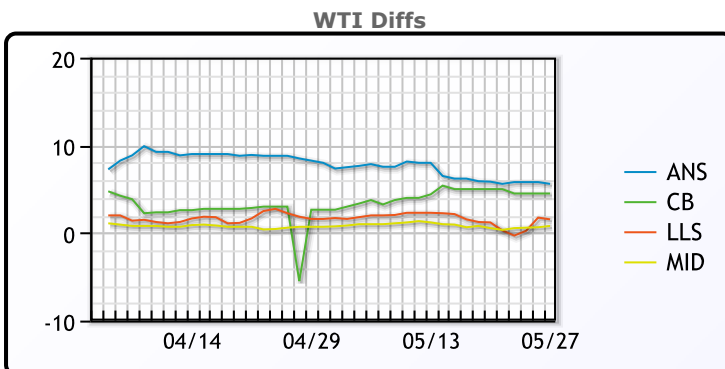


CRUDE

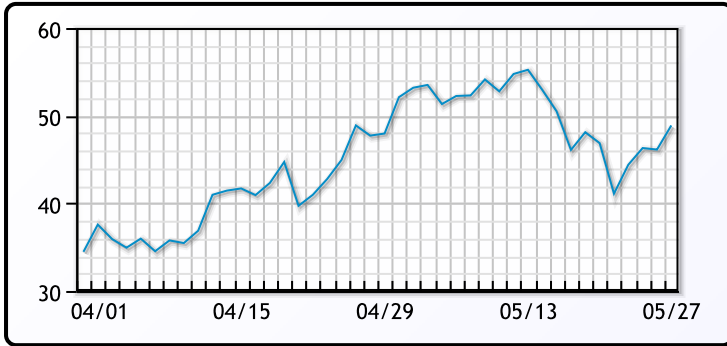
	Last	Week Ago	Month Ago
ANS	120.67	119.08	110.27
BLS	119.57	118.23	104.67
LLS	116.62	114.43	103.62
Mid	115.87	113.78	102.72
WTI	115.07	113.23	102.02

PRODUCTS

	Last	Week Ago	Month Ago
Gulf RBOB	387.44	371.7	335.98
Gulf ULSD	386.28	357.41	422.66
NYH RBOB	405.45	394.2	346.35
NYH ULSD	401.04	403.91	490.93
USGC 3%	99.63	95.88	90.63



3-2-1 Crack



Gulf 3-2-1 Crack



NGLs

MB

	Last	Week Ago	Month Ago
Butane	131.13	116.38	141.5
IsoButane	174.13	166.38	167
Natural Gasoline	220.63	215.25	222.25
Propane	125	120.75	129.63

CONWAY

	Last	Week Ago	Month Ago
Butane	151.75	138.38	152
IsoButane	185	170	169
Natural Gasoline	222.5	225	230
Propane	122.25	119	125.5

MB NON

	Last	Week Ago	Month Ago
Butane	157.13	141.38	160
IsoButane	174.13	166.38	167
Natural Gasoline	218.63	214	221.5
Propane	124.38	120.13	129

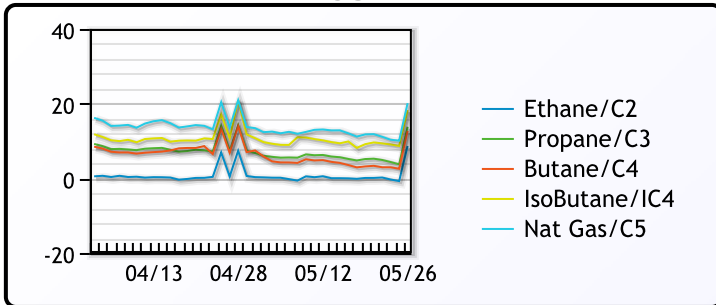
EDMONTON

	Last	Week Ago	Month Ago
Propane	98.75	96	101

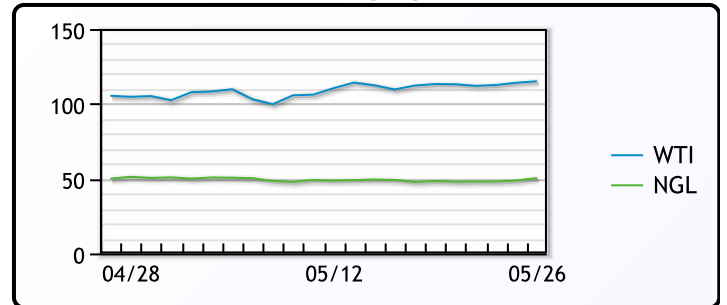
SARNIA

	Last	Week Ago	Month Ago
Propane	147.5	147.5	156.75

FRAC SPREAD



WTI vs NGL



FX

	Last	Change
CAD	1.2724	-0.0049
DXY	101.635	-0.194
Gold	1853.72	3.09

RATES

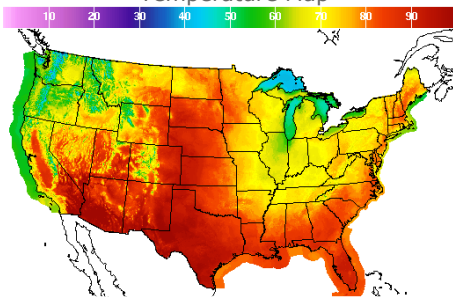
	Last	Change
US 2yr	2.4758	0
US 10yr	2.7378	-0.0091
CAN 10yr	2.79	-0.006

EQUITIES

	Last	Change
Nasdaq	12131.13	390.48
TSX	1255.4	14.122
S&P 500	4158.24	100.4

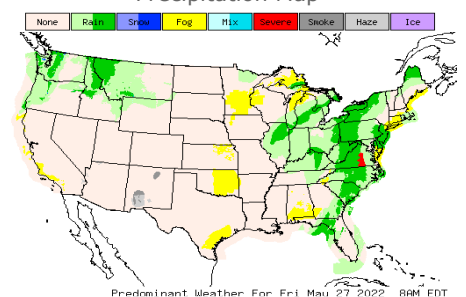
Weather Data

Temperature Map



City	HIGH °F	LOW °F
Calgary	70	49
Conway	78	52
Cushing	82	52
Denver	87	59
Houston	94	74
Mont Belvieu	93	70
Sarnia	63	49
Williston	74	55

Precipitation Map



This report has been prepared by PFL Petroleum Limited personnel for your information only and the views expressed are intended to provide market commentary and are not recommendations. This report is not an offer to sell or a solicitation of any offer to buy any security. The information contained herein has been compiled by PFL from sources believed to be reliable, but no representation or warranty, express or implied, is made by PFL Petroleum Limited, its affiliates or any other person as to its accuracy, completeness or correctness. Copyright 2017 PFL Petroleum Limited. All Rights Reserved