



MARKET DAILY

<https://www.pflpetroleum.com>
 1865 Veterans Park Dr. Suite 303
 Naples, Florida 34109
 Phone: 239-390-2885
 Fax: 239-949-0611
 May 26, 2022 6:13 PM

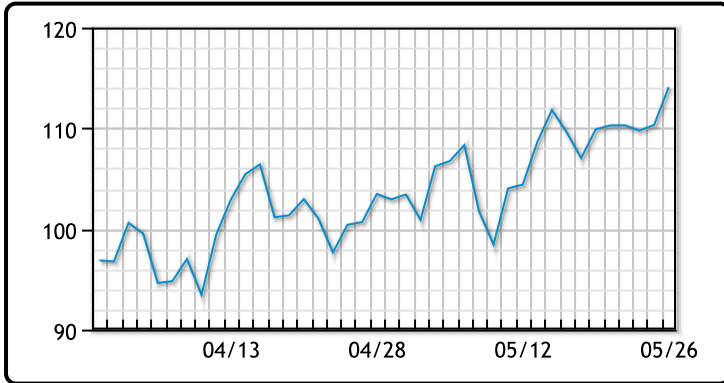
Major Energy Futures		
	Settle	Change
Brent	117.4	3.58
Gas Oil	1159.5	16.75
Natural Gas	8.895	-0.098
RBOB	387.74	2.07
ULSD	396.8	10.16
WTI	114.09	3.76

Market Commentary

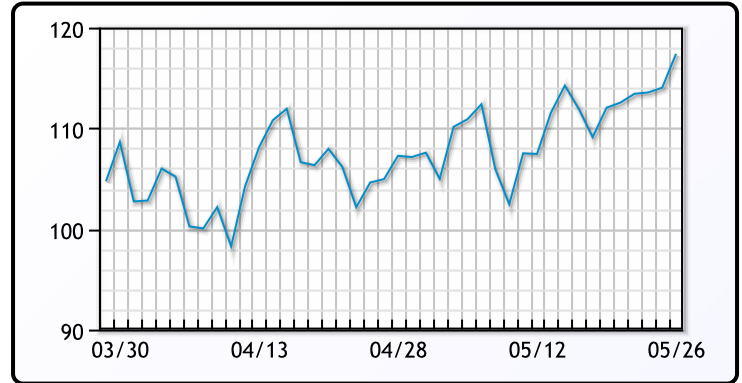
Oil prices rallied today on signs of tight supply heading into summer driving season. Equity prices are also rising which sometimes leads crude higher, along with a weakening in the dollar. "Crude prices rose as a tight oil market was going to remain in place given the start of the summer driving season was going to keep a downward trajectory for U.S. stockpiles," said Edward Moya, senior market analyst at data and analytics firm OANDA. OPEC+ will meet next week and is expected to continue with its plans of modest output hikes. Brent has now been rising for 6 days in a row and closed at its highest level since March 25th. WTI traded up \$3.76 or 3.41% to close at \$114.09. Brent traded up \$3.58 or 3.14% to close at \$117.61.

Crude & Product Markets

WTI



BRENT



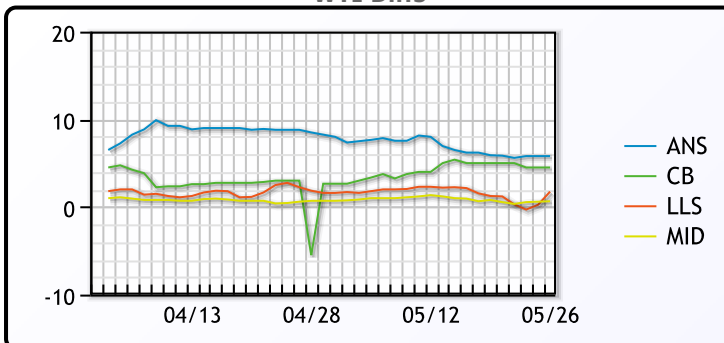
CRUDE

	Last	Week Ago	Month Ago
ANS	119.89	118.11	110.2
BLS	118.59	117.21	96.2
LLS	115.84	113.46	103.55
Mid	114.74	113.01	102.4
WTI	114.09	112.21	101.7

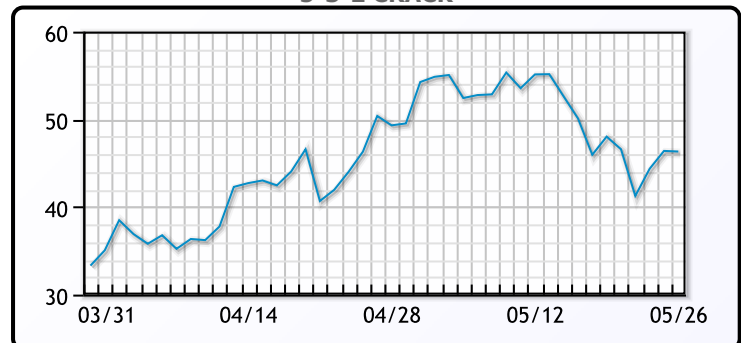
PRODUCTS

	Last	Week Ago	Month Ago
Gulf RBOB	374.74	372.42	325.73
Gulf ULSD	380.3	368.7	429.23
NYH RBOB	394.24	399.17	333.75
NYH ULSD	396.8	401.7	471.79
USGC 3%	99.63	94.88	90.13

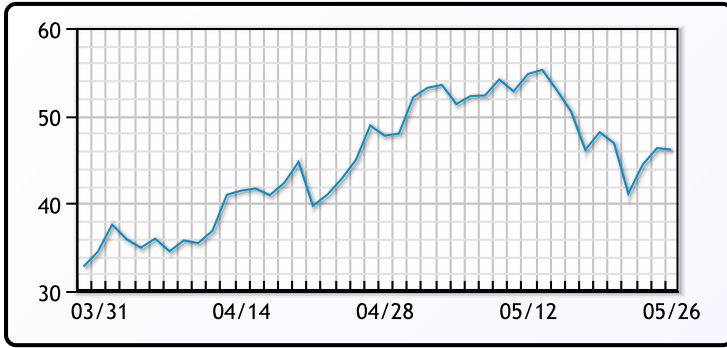
WTI Diffs



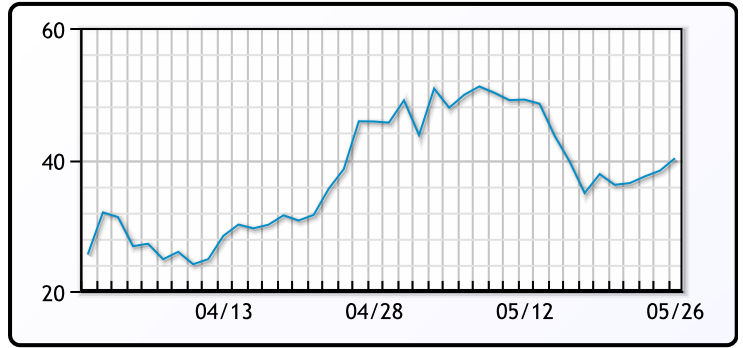
5-3-2 CRACK



3-2-1 Crack



Gulf 3-2-1 Crack



NGLs

MB

	Last	Week Ago	Month Ago
Butane	136	116.5	151.5
IsoButane	173	160.5	161.5
Natural Gasoline	218.88	217	221.75
Propane	125.75	121.75	128.25

CONWAY

	Last	Week Ago	Month Ago
Butane	151.5	137.75	149
IsoButane	174	169	165.5
Natural Gasoline	219	227	215
Propane	123.25	120.25	125

MB NON

	Last	Week Ago	Month Ago
Butane	156	142.5	154.5
IsoButane	173	160.5	161.5
Natural Gasoline	216.5	216.5	220.25
Propane	125.38	121.25	127.75

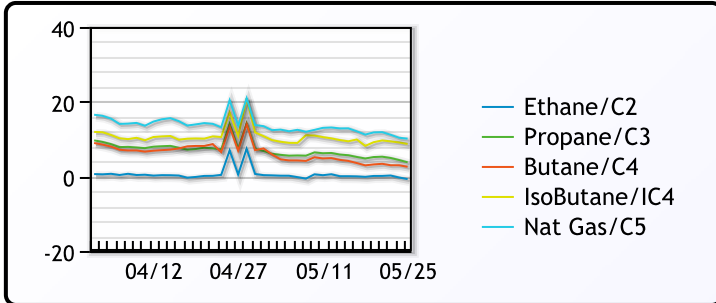
EDMONTON

	Last	Week Ago	Month Ago
Propane	101	96.75	100.25

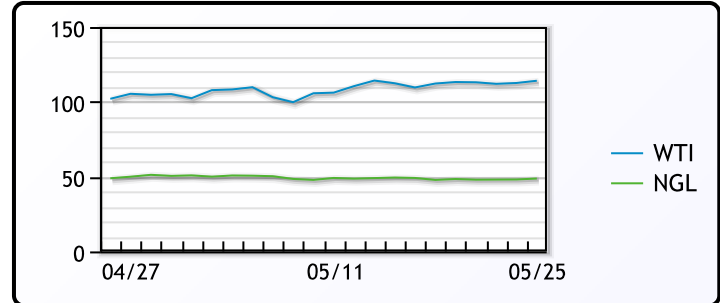
SARNIA

	Last	Week Ago	Month Ago
Propane	147.5	147.5	156.75

FRAC SPREAD



WTI vs NGL



FX

	Last	Change
CAD	1.2773	0
DXY	101.755	-0.301
Gold	1851.4	0.77

RATES

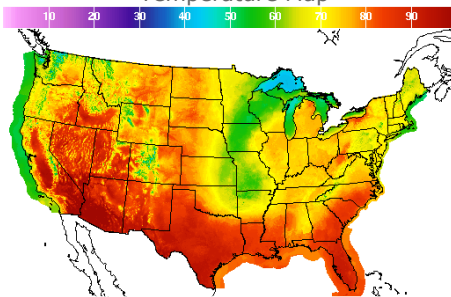
	Last	Change
US 2yr	2.4758	-0.0161
US 10yr	2.7469	0.0017
CAN 10yr	2.796	0.021

EQUITIES

	Last	Change
Nasdaq	11740.65	305.91
TSX	1241.278	7.588
S&P 500	4057.84	79.11

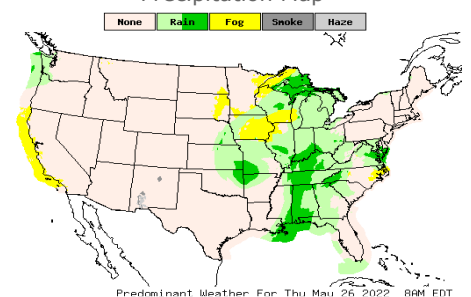
Weather Data

Temperature Map



City	HIGH °F	LOW °F
Calgary	69	43
Conway	71	44
Cushing	68	52
Denver	82	52
Houston	92	69
Mont Belvieu	91	66
Sarnia	71	60
Williston	76	52

Precipitation Map



This report has been prepared by PFL Petroleum Limited personnel for your information only and the views expressed are intended to provide market commentary and are not recommendations. This report is not an offer to sell or a solicitation of any offer to buy any security. The information contained herein has been compiled by PFL from sources believed to be reliable, but no representation or warranty, express or implied, is made by PFL Petroleum Limited, its affiliates or any other person as to its accuracy, completeness or correctness. Copyright 2017 PFL Petroleum Limited. All Rights Reserved