



# MARKET DAILY

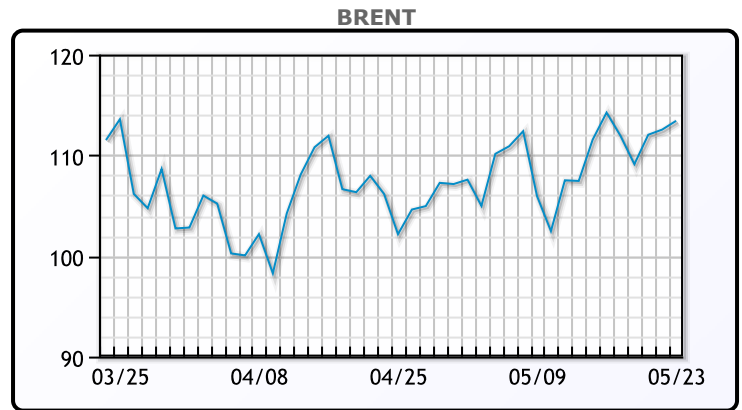
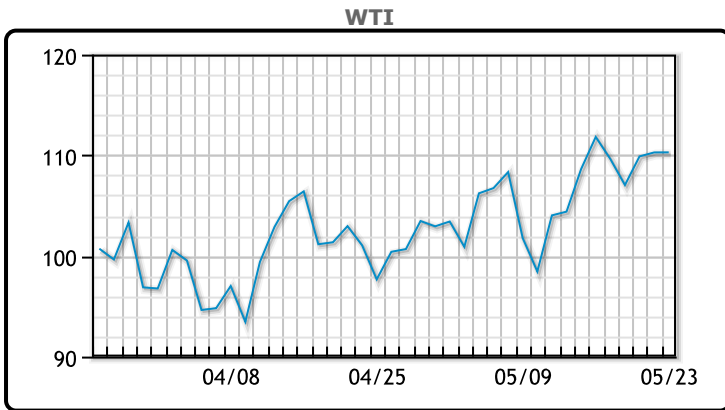
<https://www.pflpetroleum.com>  
 1865 Veterans Park Dr. Suite 303  
 Naples, Florida 34109  
 Phone: 239-390-2885  
 Fax: 239-949-0611  
 May 24, 2022 6:27 PM

Major Energy Futures		
	Settle	Change
Brent	113.42	0.14
Gas Oil	1071	3
Natural Gas	8.744	0.661
RBOB	379.77	-3.93
ULSD	376.88	2.97
WTI	110.29	0.52

**Market Commentary**

Oil prices were lower today in a choppy session. Prices were initially higher after Germany said the EU could agree on an embargo "within days". Later in the session the Energy Sec hinted that an export ban in the US was possible, which could lower domestic prices in the short term. "Initially the assumption is that is going to reduce the prices for products in the United States," said Phil Flynn, an analyst at Price Futures Group. WTI traded down \$.52 or -.47% to close at \$109.77. Brent traded up \$.14 or .12% to close at \$113.56

## Crude & Product Markets

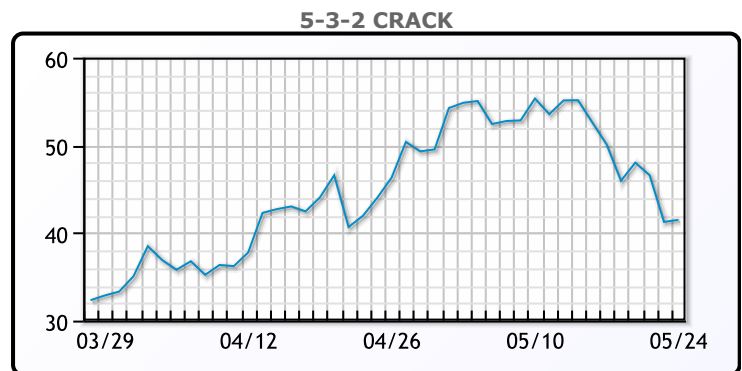
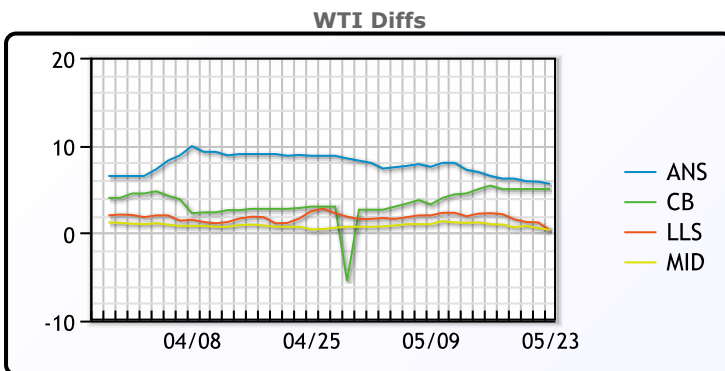


**CRUDE**

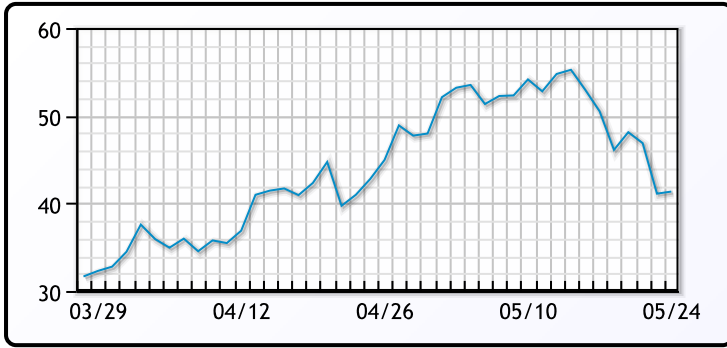
	Last	Week Ago	Month Ago
ANS	118.64	120.7	111.87
BLS	118.04	119.6	106.07
LLS	113.34	116.45	105.82
Mid	113.39	115.2	103.52
WTI	113.04	114.2	103.07

**PRODUCTS**

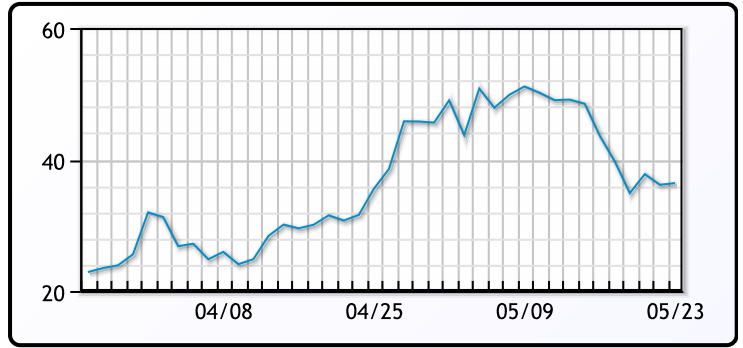
	Last	Week Ago	Month Ago
Gulf RBOB	367.52	392.17	322.38
Gulf ULSD	358.38	379.75	390.61
NYH RBOB	386.27	420.29	308.5
NYH ULSD	394.38	460.75	406.86
USGC 3%	97.38	96.88	89.63



**3-2-1 Crack**



**Gulf 3-2-1 Crack**



**NGLs**

**MB**

	Last	Week Ago	Month Ago
Butane	115.5	124.63	156.5
IsoButane	166.5	164.25	163.5
Natural Gasoline	210.75	226.5	224.5
Propane	120.25	124.5	128.5

**MB NON**

	Last	Week Ago	Month Ago
Butane	141.5	149.63	138
IsoButane	166.5	164.25	163.5
Natural Gasoline	209	225.75	225
Propane	119.63	123.75	128.1

**CONWAY**

	Last	Week Ago	Month Ago
Butane	139	144.5	144
IsoButane	172.5	169	149
Natural Gasoline	220	237.25	219.5
Propane	118.25	122.5	124.25

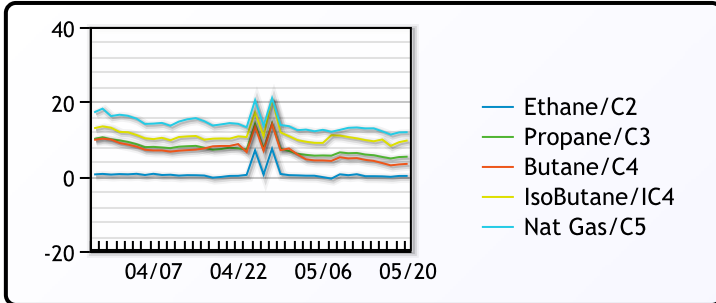
**EDMONTON**

	Last	Week Ago	Month Ago
Propane	96.25	99.5	99.25

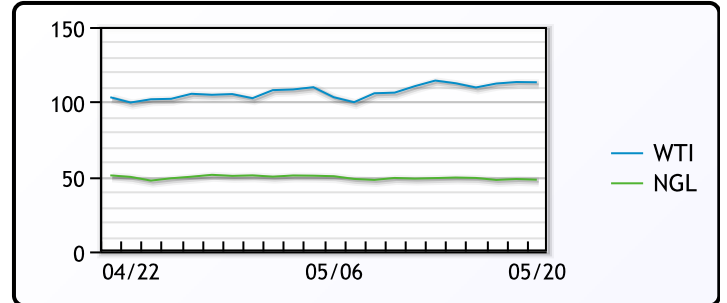
**SARNIA**

	Last	Week Ago	Month Ago
Propane	147.5	148.5	156.75

**FRAC SPREAD**



**WTI vs NGL**



**FX**

	Last	Change
CAD	1.2802	0.0035
DXY	102.212	0.136
Gold	1851.68	-1.91

**RATES**

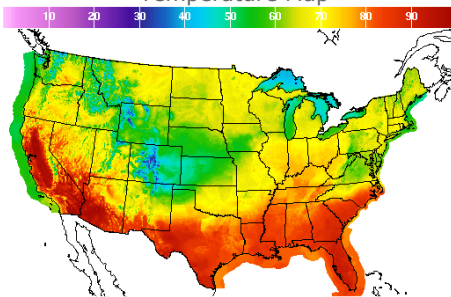
	Last	Change
US 2yr	2.6037	-0.0167
US 10yr	2.8388	-0.0126
CAN 10yr	2.835	0

**EQUITIES**

	Last	Change
Nasdaq	11535.27	180.65
TSX	1222.492	2.143
S&P 500	3973.75	72.39

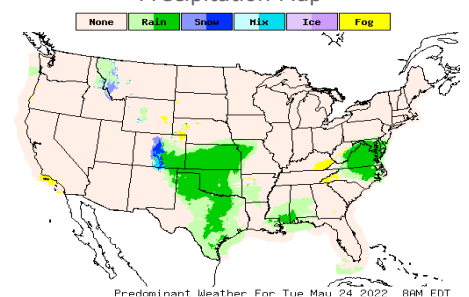
**Weather Data**

**Temperature Map**



City	HIGH °F	LOW °F
Calgary	61	44
Conway	69	47
Cushing	65	55
Denver	55	44
Houston	81	74
Mont Belvieu	79	70
Sarnia	55	41
Williston	72	45

**Precipitation Map**



This report has been prepared by PFL Petroleum Limited personnel for your information only and the views expressed are intended to provide market commentary and are not recommendations. This report is not an offer to sell or a solicitation of any offer to buy any security. The information contained herein has been compiled by PFL from sources believed to be reliable, but no representation or warranty, express or implied, is made by PFL Petroleum Limited, its affiliates or any other person as to its accuracy, completeness or correctness. Copyright 2017 PFL Petroleum Limited. All Rights Reserved