



MARKET DAILY

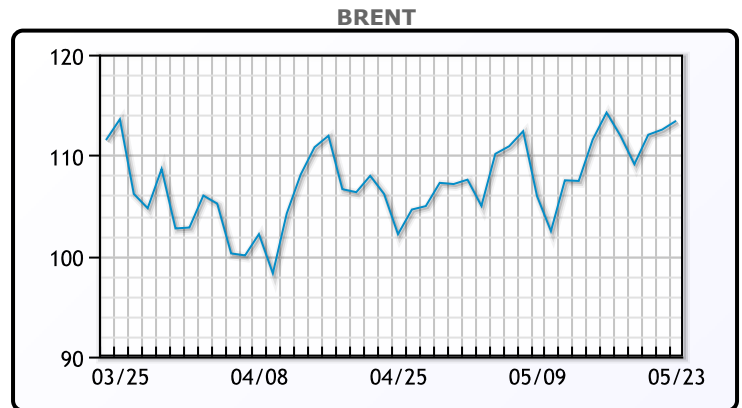
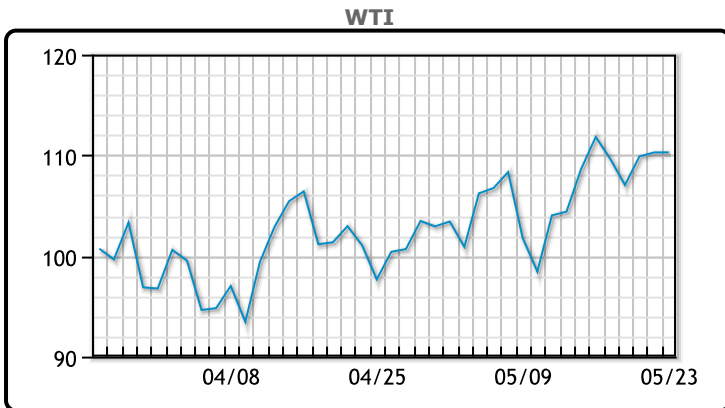
<https://www.pflpetroleum.com>
 1865 Veterans Park Dr. Suite 303
 Naples, Florida 34109
 Phone: 239-390-2885
 Fax: 239-949-0611
 May 23, 2022 9:01 PM

Major Energy Futures		
	Settle	Change
Brent	113.42	0.87
Gas Oil	1071	3
Natural Gas	8.744	0.661
RBOB	379.77	-3.93
ULSD	376.88	2.97
WTI	110.29	0.01

Market Commentary

Oil prices were mostly flat for the day. Recession fears have been impacting financial markets as of late and this has started to spill over into the energy complex. "There are black clouds gathering around the financial markets here and it has started to impact crude oil," said Bob Yawger, director of energy futures at Mizuho. "The economic wellbeing of the global economy is questionable at this point," he added. Gasoline demand is expected to remain high which has been supporting prices as we head into peak driving season. The White House is considering tapping the Northeast Home Heating Oil Reserve, although there is only a small amount of product (roughly 1 MM/bbls diesel). WTI traded up \$.01 to close at \$110.29. Brent traded up \$.87 or .07% to close at \$113.42.

Crude & Product Markets

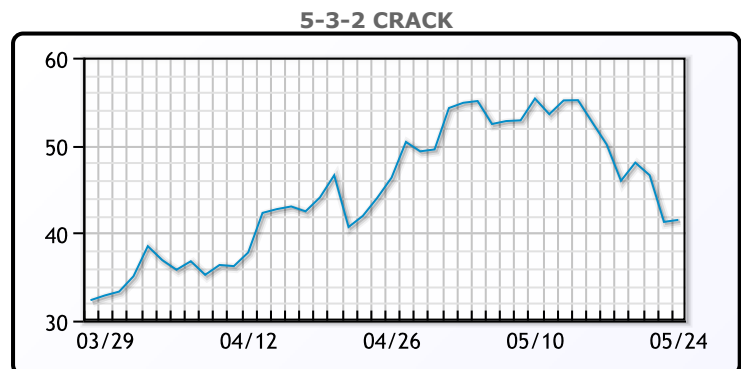
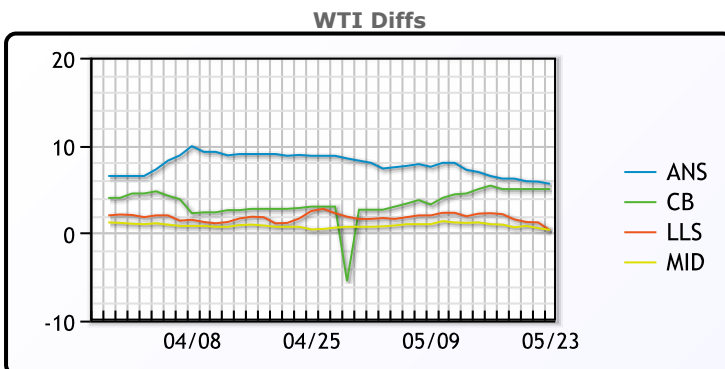


CRUDE

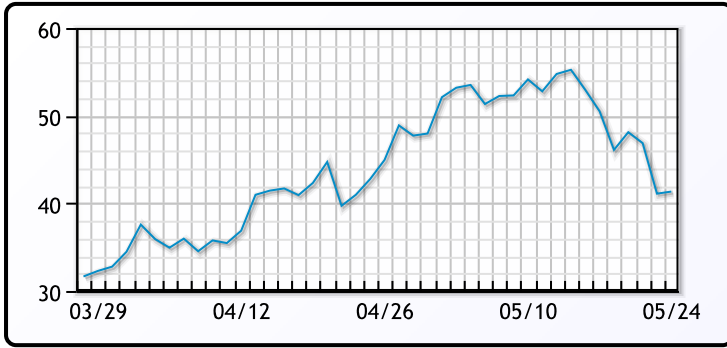
	Last	Week Ago	Month Ago
ANS	118.64	120.7	111.87
BLS	118.04	119.6	106.07
LLS	113.34	116.45	105.82
Mid	113.39	115.2	103.52
WTI	113.04	114.2	103.07

PRODUCTS

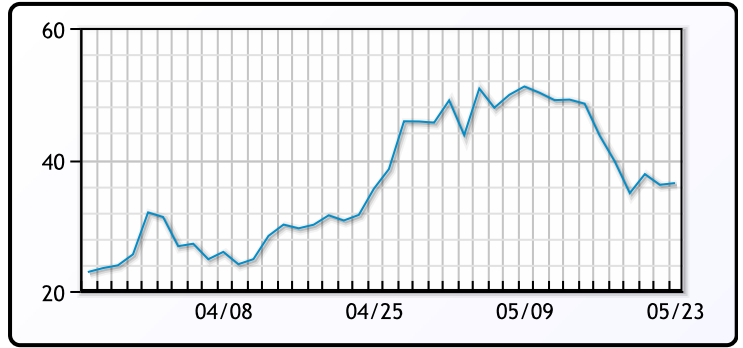
	Last	Week Ago	Month Ago
Gulf RBOB	367.52	392.17	322.38
Gulf ULSD	358.38	379.75	390.61
NYH RBOB	386.27	420.29	308.5
NYH ULSD	394.38	460.75	406.86
USGC 3%	97.38	96.88	89.63



3-2-1 Crack



Gulf 3-2-1 Crack



NGLs

MB

	Last	Week Ago	Month Ago
Butane	115.5	124.63	156.5
IsoButane	166.5	164.25	163.5
Natural Gasoline	210.75	226.5	224.5
Propane	120.25	124.5	128.5

CONWAY

	Last	Week Ago	Month Ago
Butane	139	144.5	144
IsoButane	172.5	169	149
Natural Gasoline	220	237.25	219.5
Propane	118.25	122.5	124.25

MB NON

	Last	Week Ago	Month Ago
Butane	141.5	149.63	138
IsoButane	166.5	164.25	163.5
Natural Gasoline	209	225.75	225
Propane	119.63	123.75	128.1

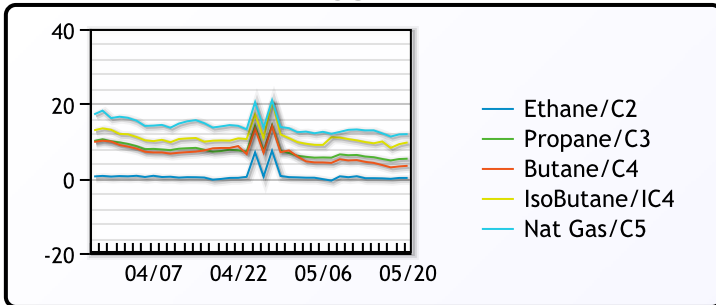
EDMONTON

	Last	Week Ago	Month Ago
Propane	96.25	99.5	99.25

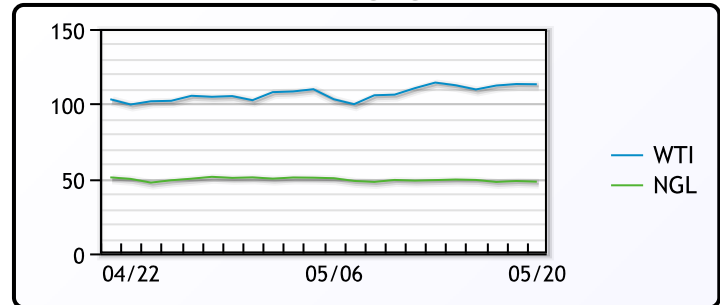
SARNIA

	Last	Week Ago	Month Ago
Propane	147.5	148.5	156.75

FRAC SPREAD



WTI vs NGL



FX

	Last	Change
CAD	1.2802	0.0035
DXY	102.212	0.136
Gold	1851.68	-1.91

RATES

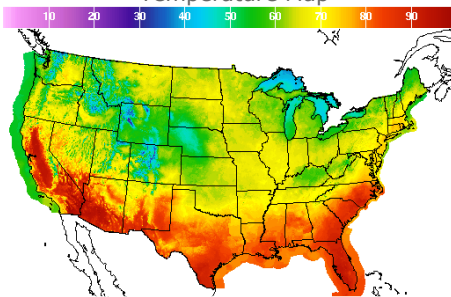
	Last	Change
US 2yr	2.6037	-0.0167
US 10yr	2.8388	-0.0126
CAN 10yr	2.835	0

EQUITIES

	Last	Change
Nasdaq	11535.27	180.65
TSX	1222.492	2.143
S&P 500	3973.75	72.39

Weather Data

Temperature Map



City	HIGH °F	LOW °F
Calgary	65	40
Conway	63	42
Cushing	56	48
Denver	61	45
Houston	85	70
Mont Belvieu	83	67
Sarnia	49	42
Williston	63	40

Precipitation Map

