



# MARKET DAILY

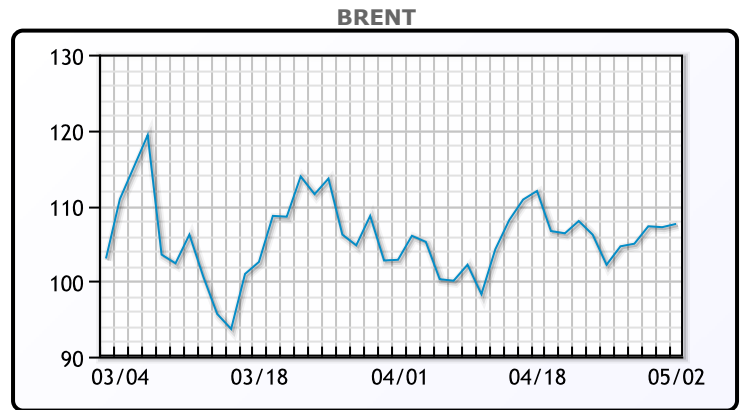
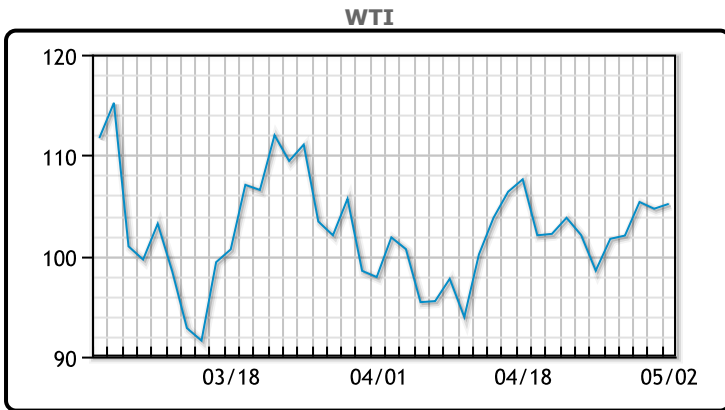
<https://www.pflpetroleum.com>  
 1865 Veterans Park Dr. Suite 303  
 Naples, Florida 34109  
 Phone: 239-390-2885  
 Fax: 239-949-0611  
 May 2, 2022 8:52 PM

Major Energy Futures		
	Settle	Change
Brent	107.58	0.44
Gas Oil	1247.75	20.5
Natural Gas	7.475	0.231
RBOB	351.01	6.77
ULSD	420.49	18.77
WTI	105.17	0.48

**Market Commentary**

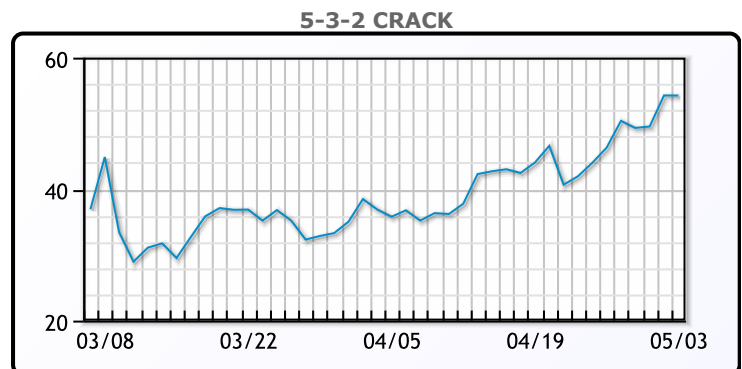
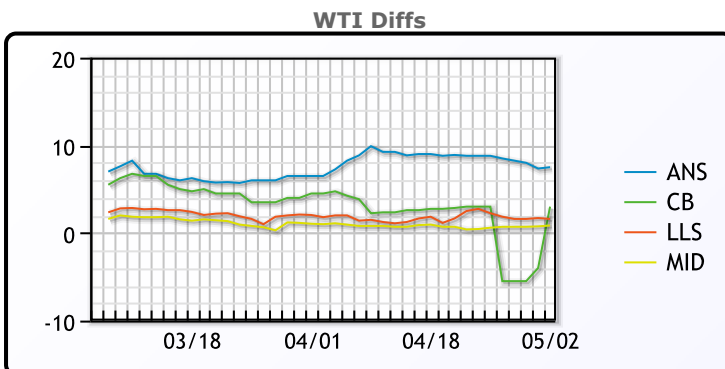
Oil prices were higher today, reversing course from earlier in the session as the rally in the diesel market continued. Diesel futures rose 5% rolling into the June contract on tight global supplies. "The main item was a further strengthening in the diesel market that acted to pull the rest of the complex higher," said Jim Ritterbusch, president of Ritterbusch and Associates. According to two EU diplomats, the bloc is moving toward banning Russian oil imports by the end of the year. However, they may spare Hungary and Slovakia from the move, with the next batch of sanctions expected roll out tomorrow. More than half of oil Russia exports go to the EU, representing approximately 25% of their supply. WTI traded up \$.48 to close at \$105.17. Brent traded up \$.44 or .4% to close at \$107.58.

## Crude & Product Markets

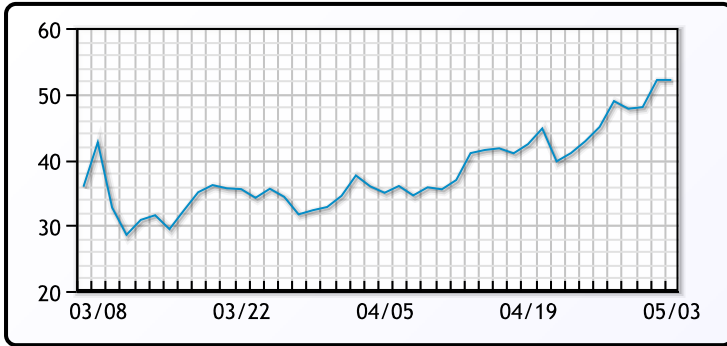


CRUDE			
	Last	Week Ago	Month Ago
ANS	112.67	108.34	106.52
BLS	108.17	102.54	104.02
LLS	106.77	101.79	101.27
Mid	106.02	100.14	100.37
WTI	105.17	99.54	99.27

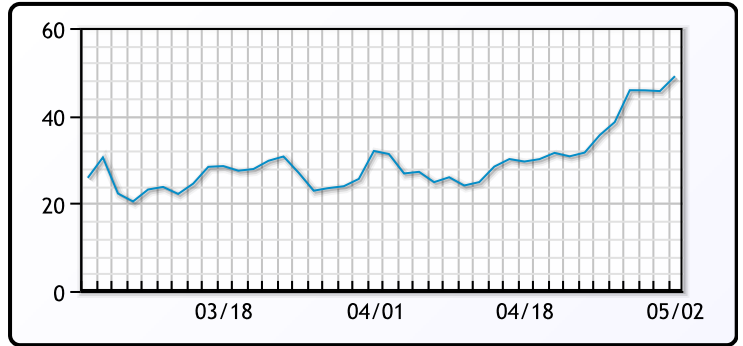
PRODUCTS			
	Last	Week Ago	Month Ago
Gulf RBOB	342.47	317.36	309.23
Gulf ULSD	443.22	388.91	357.4
NYH RBOB	353.76	301.98	293.85
NYH ULSD	505.49	422.59	377.4
USGC 3%	92.63	87.13	91.38



3-2-1 Crack



Gulf 3-2-1 Crack



NGLs

MB

	Last	Week Ago	Month Ago
Butane	151.75	132.63	147.25
IsoButane	170.75	160	163.5
Natural Gasoline	225.25	212.25	238
Propane	128.5	124	137.13

CONWAY

	Last	Week Ago	Month Ago
Butane	151	143.5	157
IsoButane	173	162	185
Natural Gasoline	222	207.5	230.5
Propane	124.75	120	133.25

MB NON

	Last	Week Ago	Month Ago
Butane	161.75	151	162.25
IsoButane	170.75	160	163.5
Natural Gasoline	224.75	211.5	238
Propane	128.25	123.38	136.5

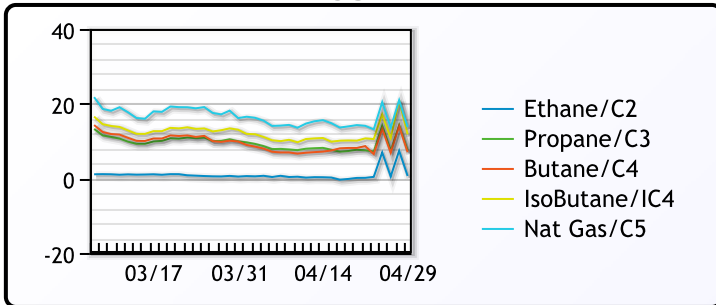
EDMONTON

	Last	Week Ago	Month Ago
Propane	102.75	97	109.25

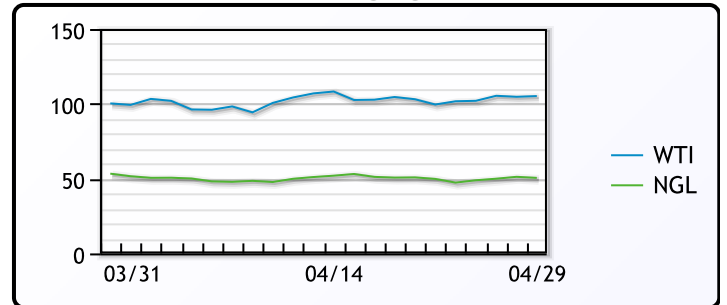
SARNIA

	Last	Week Ago	Month Ago
Propane	155	156.75	172.75

FRAC SPREAD



WTI vs NGL



FX

	Last	Change
CAD	1.2844	-0.0036
DXY	103.494	-0.25
Gold	1865.69	2.67

RATES

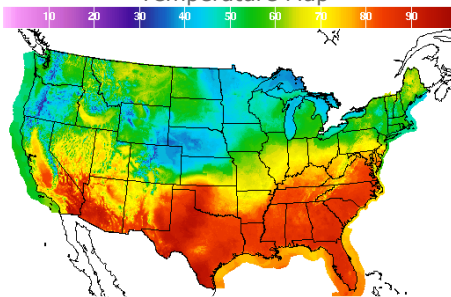
	Last	Change
US 2yr	2.7312	0.0166
US 10yr	2.9807	0.0471
CAN 10yr	2.942	0.076

EQUITIES

	Last	Change
Nasdaq	12536.02	201.38
TSX	1254.377	-1.16
S&P 500	4155.38	23.45

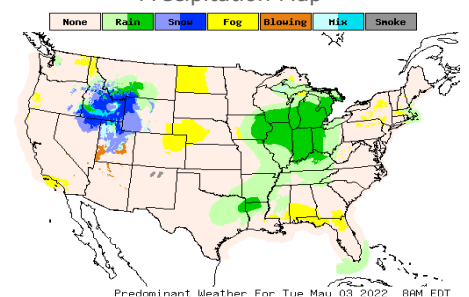
Weather Data

Temperature Map



City	HIGH °F	LOW °F
Calgary	59	38
Conway	39	31
Cushing	71	55
Denver	49	36
Houston	88	73
Mont Belvieu	83	73
Sarnia	53	46
Williston	58	36

Precipitation Map



This report has been prepared by PFL Petroleum Limited personnel for your information only and the views expressed are intended to provide market commentary and are not recommendations. This report is not an offer to sell or a solicitation of any offer to buy any security. The information contained herein has been compiled by PFL from sources believed to be reliable, but no representation or warranty, express or implied, is made by PFL Petroleum Limited, its affiliates or any other person as to its accuracy, completeness or correctness. Copyright 2017 PFL Petroleum Limited. All Rights Reserved